



## INDUSTRIAL RANGE

HIMOINSA Company with quality certification ISO 9001

HIMOINSA gensets are compliant with EC mark which includes the following directives:

- 2006/42/CE Machinery safety.
- 2014/30/UE Electromagnetic compatibility.
- 2014/35/UE electrical equipment designed for use within certain voltage limits
- 2000/14/EC Sound Power level. Noise emissions outdoor equipment. (amended by 2005/88/EC)
- EN 12100, EN 13857, EN 60204

Ambient conditions of reference according to ISO 8528-1:2018 normative: 1000 mbar, 25°C, 30% relative humidity.

### Prime Power (PRP):

According to ISO 8528-1:2018, Prime power is the maximum power which a generating set is capable of delivering continuously whilst supplying a variable electrical load when operated for an unlimited number of hours per year under the agreed operating conditions with the maintenance intervals and procedures being carried out as prescribed by the manufacturer. The permissible average power output (Ppp) over 24 h of operation shall not exceed 70 % of the PRP.

### Emergency Standby Power (ESP):

According to ISO 8528-1:2018, Emergency standby power is the maximum power available during a variable electrical power sequence, under the stated operating conditions, for which a generating set is capable of delivering in the event of a utility power outage or under test conditions for up to 200 h of operation per year with the maintenance intervals and procedures being carried out as prescribed by the manufacturers. The permissible average power output over 24 h of operation shall not exceed 70 % of the ESP

Continuous Power (COP): According to Standard ISO 8528-1:2018, this is the maximum power available for continuous loads for unlimited running hours a year between the maintenance times recommended by the manufacturer under the environmental conditions established by the same.

"Class G2" performance according to the load impact test according to ISO 8528-5:2018

### HIMOINSA HEADQUARTERS:

Fábrica: Ctra. Murcia - San Javier, Km. 23,6 | 30730 SAN JAVIER (Murcia) Spain  
Tel. +34 968 19 11 28 Fax +34 968 19 12 17 Fax +34 968 19 04 20 |  
info@himoinsa.com | www.himoinsa.com

Manufacture facilities:  
SPAIN • FRANCE • INDIA • CHINA • USA • BRAZIL • ARGENTINA

Subsidiaries:  
PORTUGAL | POLAND | GERMANY | UK | SINGAPORE | UAE | PANAMA |  
DOMINICAN REPUBLIC | ARGENTINA | ANGOLA | SOUTH AFRICA

SERVICE		PRP	ESP
POWER	kVA	8,3	8,9
POWER	kW	6,7	7,2
RATED SPEED	r.p.m.	1.500	
MAIN VOLTAGE	V	400/230	
AVAILABLE VOLTAGES	V	200/115 · 230 V (t)	
RATED AT POWER FACTOR	Cos Phi	0,8	



## STANDARD SOUNDPROOFING



A10



WATER-COOLED



THREE PHASE



50 HZ



DIESEL

Himoinsa has the right to modify any feature without prior notice.

Weights and dimensions based on standard products. Illustrations may include optional equipment.

Technical data described in this catalogue correspond to the available information at the moment of printing.

The illustrations and images are indicative and may not coincide in their entirety with the product.


Industrial design under patent.



## Engine Specifications | 1.500 r.p.m.

Rated Engine Output (PRP)	kW	8,2
Rated Engine Output (ESP)	kW	9
Manufacturer	YANMAR	
Model	3TNV76GGEH	
Engine Type	4-stroke diesel	
Injection Type	Indirect	
Aspiration Type	Natural	
Number of cylinders and arrangement	3-L	
Bore and Stroke	mm	76 x 82
Displacement	L	1,116
Cooling System	Coolant	
Lube Oil Specifications	SAE 3 class 10W30 / API grade CD,CF	
Compression Ratio	23,5	

Lube oil consumption with full load	g/kWh	0,27
Total oil capacity	L	3,5
Total coolant capacity	L	3,7
Governor	Type	Mechanical
Air Filter	Type	Dry
Inner diameter exhaust pipe	mm	40


- 
- Diesel engine
  - 4-stroke cycle
  - Water-cooled
  - 12V electrical system
  - Water separator filter (visible level)
  - Dry air filter
  - Radiator with pusher fan
  - Mechanical governor
  - Hot parts protection
  - Moving parts protection



## Generator Specifications | STAMFORD

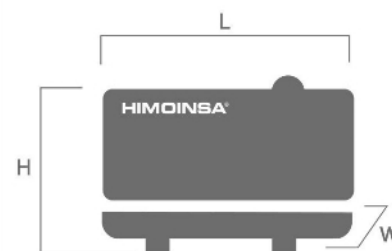
Manufacturer	STAMFORD	
Model	SOL1.H1	
Poles	No.	4
Connection type (standard)	Star-series	
Mounting type	S-5 7"1/2	
Insulation	Class	H class

Enclosure (according IEC-34-5)	IP23
Exciter system	Self-excited, brushless
Voltage regulator	A.V.R. (Electronic)
Bracket type	Single bearing
Coupling system	Flexible disc
Coating type	Standard (Vacuum impregnation)

- 
- Self-excited and self-regulated
  - IP23 protection
  - H class insulation

## WEIGHT AND DIMENSIONS

		Standard Version	High Capacity version	High Capacity version
Length (L)	mm	1475	1475	1475
Height (H)	mm	1104	1208	1275
Width (W)	mm	750	750	750
Maximum shipping volume	m <sup>3</sup>	1,22	1,34	1,41
Weight with liquids in radiator and sump	Kg	447	Ask	562
Fuel tank capacity	L	22	40	100
Autonomy (100% PRP)	Hours	10	17	43
		Plastic tank	Steel tank	Steel tank



## SOUND PRESSURE

Sound pressure level	dB(A)@7m	59 ± 2,4
----------------------	----------	----------

## APPLICATION DATA

### EXHAUST SYSTEM

Maximum exhaust temperature	°C	390
Exhaust Gas Flow	m <sup>3</sup> /min	2,08
Maximum allowed back pressure	mm H2o	1000
Exhaust Flange Size (external diameter)	mm	50

### NECESSARY AMOUNT OF AIR

Intake air flow	m <sup>3</sup> /h	45,16
Cooling Air Flow	m <sup>3</sup> /s	0,583
Alternator fan air flow	m <sup>3</sup> /s	0,058

### FUEL CONSUMPTION

Fuel Consumption ESP	l/h	2,53
Fuel Consumption 100% PRP	l/h	2,31
Fuel Consumption 70 % PRP	l/h	1,7
Fuel Consumption 50 % PRP	l/h	1,4

### FUEL SYSTEM

Fuel Oil Specifications		Diesel
Fuel Tank	L	22
Other fuel tank capacities	L	40, 100

### STARTING SYSTEM

Starting power	kW	1,1
Starting power	CV	1,5
Recommended battery	Ah	66
Auxiliary Voltage	Vdc	12



Soundproofed version

- Steel chassis
- Anti-vibration shock absorbers
- Chassis with integrated fuel tank
- Fuel level gauge
- External emergency stop switch
- Bodywork made from high quality steel plate
- High mechanical strength
- Low noise emissions level
- Soundproofing provided by high-density volcanic rock wool
- Epoxy polyester powder coating
- Full access for maintenance (water, oil and filters, no need to remove the canopy)
- Watertight chassis (acts as a double barrier against liquid retention)
- Fuel tank drain plug
- Chassis drain plug
- Steel residential silencer -35db(A) attenuation.
- Oil sump extraction kit
- Versatility to assemble a high capacity chassis with a metallic fuel tank
- IP Protection according to ISO 8528-13:2016
- Fuel transfer pump (Opcional).



## FEATURES OF THE CONTROL UNITS

	M6	CEM 7	CEA 7	CEC 7	CEM7 + CEC7
<b>Generator Readings</b>	Voltage between phases	•	•	•	•
	Voltage between neutral and phase	•	•	•	•
	Current intensities	•	•	•	•
	Frequency	•	•	•	•
	Apparent power (Kva)	•	•	•	•
	Active power (Kw)	•	•	•	•
	Reactive power (kVAr)	•	•	•	•
	Power factor	•	•	•	•
<b>Mains Readings</b>	Voltage between phases		•	•	•
	Voltage between phases and neutral		•	•	•
	Current intensities		•	•	•
	Frequency		•	•	•
	Apparent power		•		
	Active power		•		
	Reactive power		•		
	Power factor		•		
<b>Engine Readings</b>	Coolant temperature	•	•		•
	Oil pressure	•	•		•
	Fuel level (%)	•	•		•
	Battery voltage	•	•		•
	R.P.M.	•	•		•
	Battery charge alternator voltage	•	•		•
<b>Engine Protections</b>	High water temperature		•		•
	High water temperature by sensor		•		•
	Low water temperature by sensor		•		•
	Low oil pressure		•		•
	Low oil pressure by sensor		•		•
	Low water level		•		•
	Unexpected shutdown	•	•		•
	Fuel storage		•		•
	Fuel storage by sensor		•		•
	Stop failure		•		•
	Battery voltage failure		•		•
	Battery charge alternator failure		•		•
	Overspeed		•		•
	Underspeed		•		•
	Start failure	•	•		•
	Emergency stop	•	•	•	•

• Standard

⊙ Optional

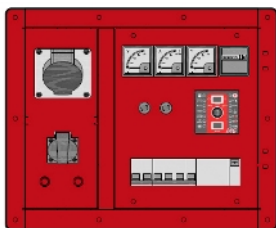
	M6	CEM 7	CEA 7	CEC 7	CEM7 + CEC7
<b>Alternator Protections</b>	High frequency	●	●	●	●
	Low frequency	●	●	●	●
	High voltage	●	●	●	●
	Low voltage	●	●	●	●
	Short-circuit	●	●		●
	Asymmetry between phases	●	●	●	●
	Incorrect phase sequence	●	●	●	●
	Inverse power	●	●		●
	Overload	●	●		●
	Genset signal drop		●	●	●
<b>Counters</b>	Total hour counter	●	●	●	●
	Partial hour counter	●	●	●	●
	Kilowatt meter	●	●	●	●
	Starts valid counters	●	●	●	●
	Starts failure counters	●	●	●	●
	Maintenance	●	●	●	●
<b>Communications</b>	RS232	⓪	⓪	⓪	⓪
	RS485	⓪	⓪	⓪	⓪
	Modbus IP	⓪	⓪	⓪	⓪
	Modbus	⓪	⓪	⓪	⓪
	CCLAN	⓪	⓪		⓪
	Software for PC	⓪	⓪	⓪	⓪
	Analogue modem	⓪	⓪	⓪	⓪
	GSM/GPRS modem	⓪	⓪	⓪	⓪
	Remote screen	⓪	⓪		⓪
	Tele signal	⓪ (8 + 4)	⓪ (8 + 4)		⓪ (8 + 4)
	J1939	⓪	⓪		⓪
<b>Features</b>	Alarm history		● (100)	● (100)	● (100)
	External start	●	●	●	●
	Start inhibition		●	●	●
	Mains failure start			●	●
	Start under normative EJP		●		●
	Pre-heating engine control	●	●	●	●
	Genset contactor activation	●	●	●	●
	Mains & Genset contactor activation		●	●	●
	Fuel transfer control		●		●
	Engine temperature control		●		●
	Manual override		●		●
	Programmable alarms		●		●
	Genset start function in test mode		●	●	●
	Programmable outputs		●		●
	Multilingual		●	●	●
<b>Special Functions</b>	GPS Positioning		⓪		⓪
	Synchronisation		⓪		⓪
	Mains synchronization		⓪		⓪
	Second Zero elimination		⓪		⓪
	RAM7		⓪		⓪
	Remote screen		⓪		⓪

● Standard

⓪ Optional



## CONTROL PANELS



### M6

Manual volt-free contact start panel and thermal magnetic protection (depending on current and voltage) and differential.

Control unit M6



### M5

Digital manual Auto-Start control panel and thermal magnetic protection (depending on current and voltage) and differential with CEM7.

Digital control unit CEM7



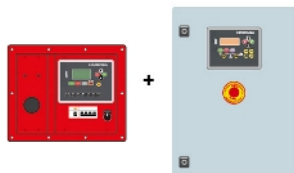
### AS5

Automatic panel WITHOUT transfer switch and WITHOUT mains control with CEM7 unit. (\*) AS5 as optional with CEA7 unit. Automatic panel without transfer switch and WITH mains control.



### CC2

Himoinsa Switching cabinet WITH display. Digital control unit CEC7



### AS5 + CC2

Automatic panel WITH transfer switch and with mains control. The display will be on the genset and on the cabinet.

Digital control unit CEM7+CEC7



### AC5

Automatic mains failure control panel. Wall-mounted cabinet WITH transfer switch and thermal magnetic protection (depending on current and voltage).

Digital control unit CEA7



## Electrical system

- Electric control and power panel with measurements devices and control unit (according to necessity and configuration)
- Adjustable earth leakage protection (time & sensitivity) standard in M5 and AS5, with thermal magnetic protection
- Battery charger (standard on gensets with automatic control panels)
- Heating resistor (standard on sets with automatic control panels)
- Battery charger alternator with ground connection
- Starter battery/ies installed (cables and bracket included)
- Ground connection electrical installation with connection ready for ground spike (not supplied)
- Battery Switch (Opcional).