

SB-500-12

FIS GAS SENSOR SB-500-12 for CARBON MONOXIDE DETECTION

The SB-500-12 is a tin dioxide semiconductor gas sensor which has an excellent performance in CO detection. Using a mini-bead type sensing element with a periodic temperature change operation method, high sensitivity, selectively, small effect from humidity and other remarkable characteristics have been achieved. The SB-500-12 realizes the development of reliable CO detection devices.

Structure

Gas sensitive semiconductor material is a mini bead type and a heater coil and electrode wire are embedded in the element. The sensing element is installed in the metal housing which uses double stainless steel mesh (100 mesh) in the path of gas flow. This sensor unit is placed in an external housing which contains active charcoal filter (Fig 1c).

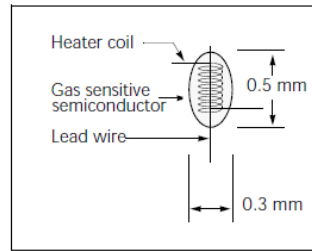


Fig 1a. Sensing element

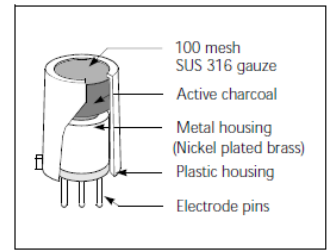


Fig 1b. Configuration

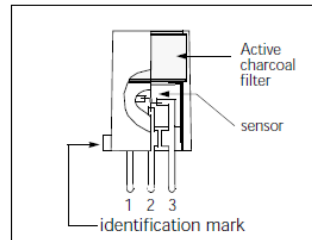


Fig 1c. Pin Layout

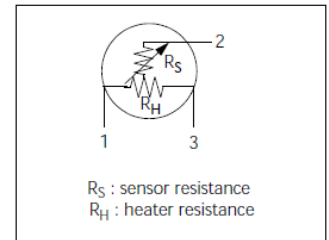


Fig 1d. Equivalent circuit

Operating conditions

When the sensor is operated with high/low periodic operation (Fig 2), sensor signal changes according to the temperature dependency characteristics. By detecting the sensor signal at sufficient timings, selective detection of CO has been achieved. Fig 3 shows the standard operation circuit and Fig 4 shows the sensitivity characteristics of the SB-500-12.

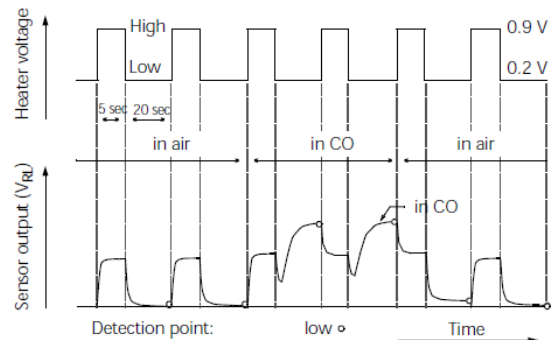


Fig 2 SB-500-12: Operating conditions and output signal

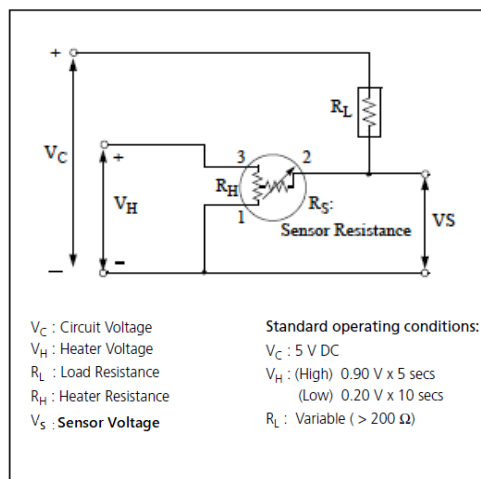


Fig 3. Standard circuit

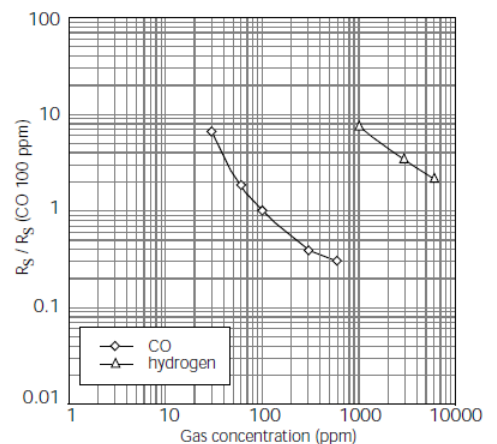


Fig 4. Sensitivity characteristics

SPECIFICATIONS

Specifications: SB-500-12

A. Standard Operating conditions

Symbol	Parameter	Specification	Conditions etc.
VH(H)	Heater voltage (high)	0.9 V ± 5%	AC, DC or pulse
VH(L)	Heater voltage (low)	0.2 V ± 5%	AC, DC or pulse
VC	Circuit voltage	Less than 5 V	DC: Pin2 (+) - Pin 1 (-)
RL	Load resistance	Variable (> 200 Ω)	PS < 10 mW
RH	Heater resistance	2.8 Ω ± 0.2 Ω	at room temperature
TH(H)	Heating time (high)	5 sec ± 0.1 sec	
TH(L)	Heating time (low)	20 sec ± 0.1 sec	
DT (L)	Detection timing (low)	< 0.1 sec	before switching to HIGH
IS(H)	Current consumption(high)	132 mA ± 15 mA	VH=0.9V
IS(L)	Current consumption(low)	59 mA ± 10m A	VH=0.2V
PS	Power dissipation of sensing element	Less than 10 mW	$P_s = \frac{(V_C - V_{RL})^2}{R}$

B. Environmental conditions

Symbol	Parameter	Specification	Conditions etc.
Tao	Operating temperature	-10 °C to 50 °C	
Tas	Storage temp	-20 °C to 60 °C	
RH	Relative humidity	Less than 95% RH	
(O ₂)	Oxygen concentration	21% ± 1% (Standard condition) The sensitivity characteristics are influenced by the variation in oxygen concentration. Please consult us for details.	Absolute minimum level: more than 18%

C. Sensitivity characteristics

Model	SB-500-12		
Symbol	Parameter	Specification	Conditions etc.
Rs	Sensor resistance	4.5 k – 40 kΩ	at 100ppm of CO
α (30-100)	Sensitivity slope (30-100 ppm)	1.05 to 2.1	$\frac{\log(R_s(30ppm) / R_s(100ppm))}{\log(30ppm/100ppm)}$
α (100-300)	Sensitivity slope at (100-300 ppm)	0.5 to 1.0	$\frac{\log(R_s(300 ppm) / R_s(100ppm))}{\log(300ppm/100ppm)}$
Standard Test Conditions:		Temp: 20 °C ± 2 °C Humidity: 65% ± 5% (in clean air)	VC: 5.0 V ± 5% VH (high) : 0.9 V ± 5% VH (low) : 0.2 V ± 5% RL: 10 kΩ ± 1% Pre-heating time: more than 48 hours

D. Mechanical characteristics

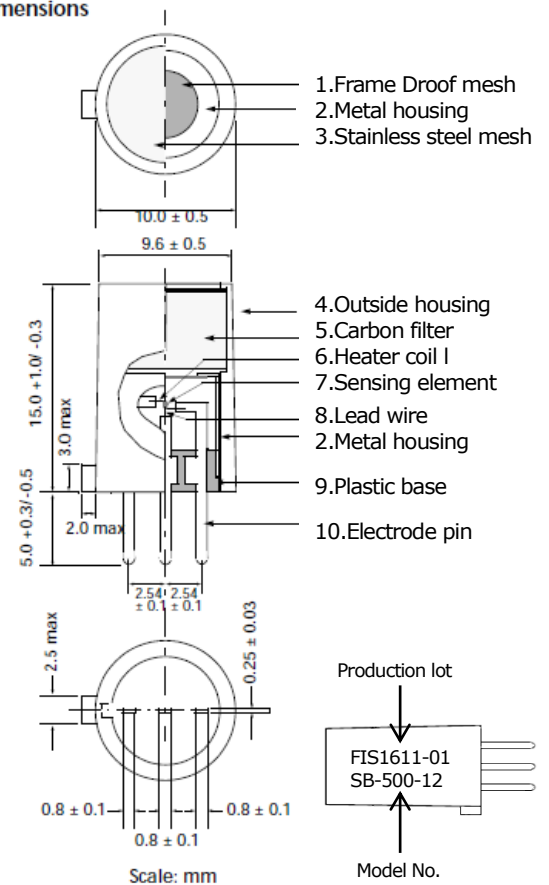
Items	Conditions	Specifications
Vibration	Frequency: 5 - 500 Hz Acceleration : 1.3 G Sweep Time: 40 min.	Should satisfy the specifications shown in the sensitivity characteristics after test.
Drop	Height: 60 cm Number of impacts: 3 times	

Please contact

In the interest of continued product improvement, we reserve the right to change design features without prior notice.

@nisssha

Dimensions



Weight : 1.2g

Scale: mm

Model No.

E. Parts and Materials

No.	Parts	Materials
1	Flameproof mesh	SUS 316 (100 mesh, double)
2	Metal housing	Nickel plated brass
3	Stainless steel mesh	SUS 316 (100 mesh, single)
4	Outside housing	Nylon 6 (UL94 V-0)
5	Carbon filter	Activated carbon
6	Heater coil	Platinum
7	Sensing element	Tin dioxide
8	Lead wire	Platinum
9	Plastic base	PBT (poly butylen telephthalate)
10	Electrode pins	Iron-nickel alloy

Dec. 2021 Revised

Nissha FIS, Inc.
2-4-28, Tagawa
Yodogawa, Osaka
532-0027 Japan

Tel: +81 6-7176-3911
Fax: +81 6-7176-3912
<http://www.fisinc.co.jp>