

SAUNA BARRELS



SAUNA BARREL

1,7 m



Product details

 **People:** 2-4

 **Length:** 1,7 m

 **Diameter:** Ø 1,97 m


 **Timber:** Pine or Thermo-wood


 **Wall thickness:** 46 mm

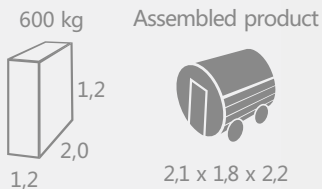


 **Heater:** Electric

 **Roof:** Bitumen or wooden shingles

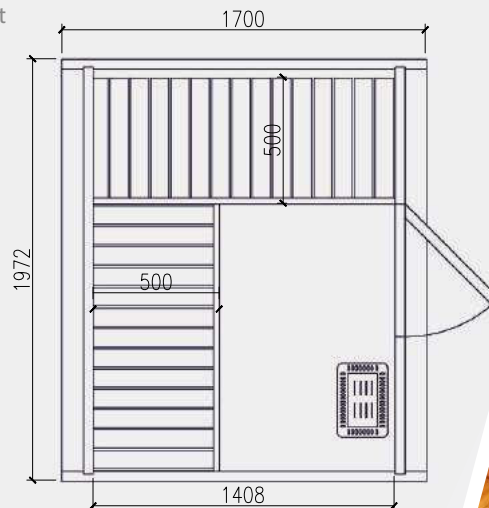
 **Door size:** Multi-layer glued pinewood, 700 x 1600 mm

 **Window in the door:** Tempered double glazed, 295 x 580 mm



Standard Set

- Wooden barrel
- Stainless steel tightening bands
- Roof covered with the shingles
- Wooden front door with tempered double glazed window, wooden handle and the lock
- Heat-resistant plates for the heater
- 2 benches made from Aspen or Black Alder



SAUNA BARREL

2,4 m

Product details



People: 4-6



Length: 2,4 m



Diameter: Ø 1,97 m or Ø 2,27 m



Timber: Pine or Thermo-wood



Wall thickness: 46 mm



Heater: Electric or wood-burning



Terrace: 0,6 m



Roof: Bitumen or wooden shingles



Door size: Multi-layer glued pinewood; 700 x 1600 mm (Ø 1,97 m), 700 x 1800 mm (Ø 2,27 m)



Window in the door: Tempered double glazed, 295 x 580 mm



Windows (2 units): Tempered double glazed, 295 x 580 mm



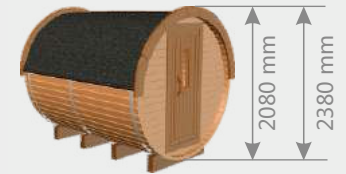
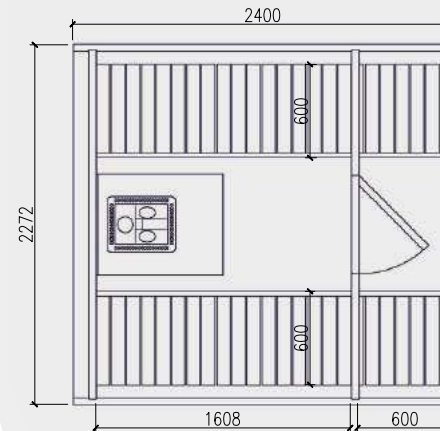
Chimney KIT: Galvanized steel, stainless steel or CE stainless steel



Toned tempered panoramic window available: Half-back or entire back of the barrel



Toned tempered glass door available: 620 x 1550 mm (Ø 1,97 m), 620 x 1750 mm (Ø 2,27 m)



Standard Set

- Wooden barrel
- Stainless steel tightening bands
- Terrace of 0,6 m (possible without terrace)
- Roof covered with the shingles
- Wooden front door with tempered double glazed window, wooden handle and the lock
- 2 Tempered double glazed windows in the front or in the back side of the barrel
- Heat-resistant plates for the heater
- 2 side benches made from Aspen or Black Alder

1000 kg



Assembled product



2,4 x 2,5 x 2,4

SAUNA BARREL

3,0 m



Product details



People: 4-6



Length: 3,0 m



Diameter: Ø 1,97 m or Ø 2,27 m



Timber: Pine or Thermo-wood



Wall thickness: 46 mm



Heater: Electric or wood-burning



Terrace: 0,6 m



Roof: Bitumen or wooden shingles



Door size: Multi-layer glued pinewood, 700 x 1600 mm (Ø 1,97 m), 700 x 1800 mm (Ø 2,27 m)



Window in the door: Tempered double glazed, 295 x 580 mm



Windows (2 units): Tempered double glazed, 295 x 580 mm



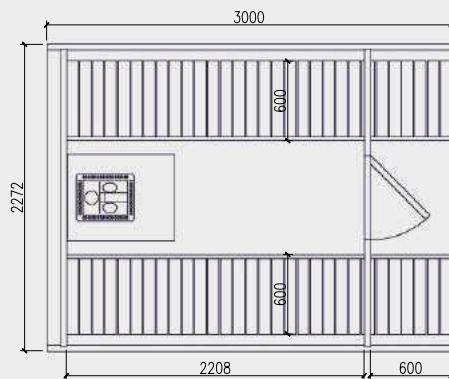
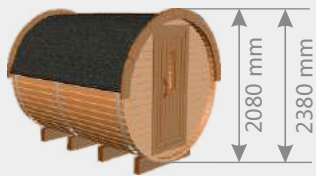
Chimney KIT: Galvanized steel, stainless steel or CE stainless steel



Toned tempered panoramic window available: Half-back or entire back of the barrel



Toned tempered glass door available: 620 x 1550 mm (Ø 1,97 m), 620 x 1750 mm (Ø 2,27 m)



Standard Set


- Wooden barrel
- Stainless steel tightening bands
- Terrace of 0,6 m (possible without terrace)
- Roof covered with the shingles
- Wooden front door with tempered double glazed window, wooden handle and the lock
- 2 Tempered double glazed windows in the front or in the back side of the barrel
- Heat-resistant plates for the heater
- 2 side benches made from Aspen or Black Alder

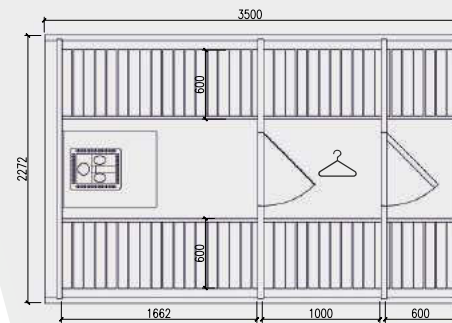


SAUNA BARREL

3,5 m

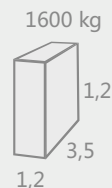
Product details

-  **People:** 6-8
-  **Length:** 3,5 m
-  **Diameter:** Ø 1,97 m or Ø 2,27 m
-  **Timber:** Pine or Thermo-wood
-  **Wall thickness:** 46 mm
-  **Heater:** Electric or wood-burning
-  **Terrace:** 0,6 m
-  **Changing room:** 1,0 m
-  **Roof:** Bitumen or wooden shingles
-  **Door size:** Multi-layer glued pine-wood, 700 x 1600 mm (Ø 1,97 m), 700 x 1800 mm (Ø 2,27 m)
-  **Window in the door:** Tempered double glazed, 295 x 580 mm
-  **Windows (2 units):** Tempered double glazed, 295 x 580 mm
-  **Chimney KIT:** Galvanized steel, stainless steel or CE stainless steel
-  **Toned tempered panoramic window available:** Half-back or entire back of the barrel
-  **Toned tempered glass door available:** 620 x 1550 mm (Ø 1,97 m), 620 x 1750 mm (Ø 2,27 m)



Standard Set

- Wooden barrel
- Stainless steel tightening bands
- Terrace of 0,6 m (possible without terrace)
- Roof covered with the shingles
- Wooden front door with tempered double glazed window, wooden handle and the lock
- 2 Tempered double glazed windows in the front or in the back side of the barrel
- Changing room of 1,0 m with a toned tempered glass door (possible without ch. room)
- Heat-resistant plates for the heater
- 2 side benches made from Aspen or Black Alder



1600 kg Assembled product


















2,4 x 3,6 x 2,4

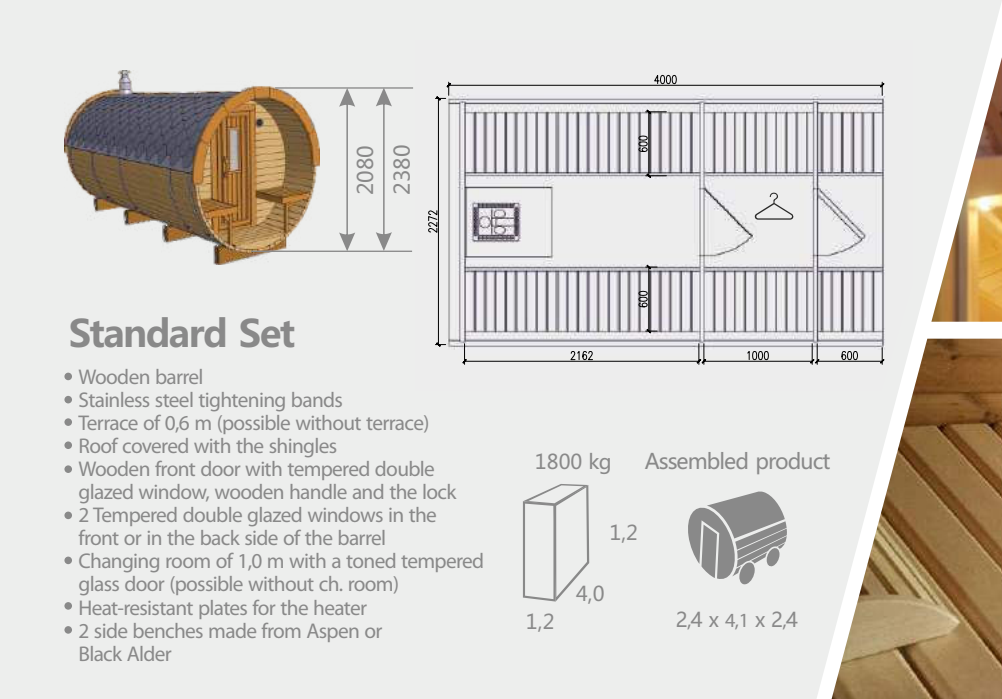
SAUNA BARREL

4,0 m




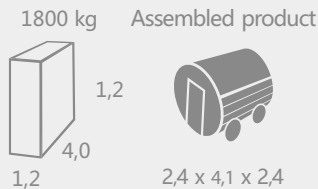
Product details

-  **People:** 6-8
-  **Length:** 4,0 m
-  **Diameter:** Ø 1,97 m or Ø 2,27 m
-  **Timber:** Pine or Thermo-wood
-  **Wall thickness:** 46 mm
-  **Heater:** Electric or wood-burning
-  **Terrace:** 0,6 m
-  **Changing room:** 1,0 m
-  **Roof:** Bitumen or wooden shingles
-  **Door size:** Multi-layer glued pine-wood, 700 x 1600 mm (Ø 1,97 m), 700 x 1800 mm (Ø 2,27 m)
-  **Window in the door:** Tempered double glazed, 295 x 580 mm
-  **Windows (2 units):** Tempered double glazed, 295 x 580 mm
-  **Chimney KIT:** Galvanized steel, stainless steel or CE stainless steel
-  **Toned tempered panoramic window available:** Half-back or entire back of the barrel
-  **Toned tempered glass door available:** 620 x 1550 mm (Ø 1,97 m), 620 x 1750 mm (Ø 2,27 m)



Standard Set
















- Wooden barrel
- Stainless steel tightening bands
- Terrace of 0,6 m (possible without terrace)
- Roof covered with the shingles
- Wooden front door with tempered double glazed window, wooden handle and the lock
- 2 Tempered double glazed windows in the front or in the back side of the barrel
- Changing room of 1,0 m with a toned tempered glass door (possible without ch. room)
- Heat-resistant plates for the heater
- 2 side benches made from Aspen or Black Alder

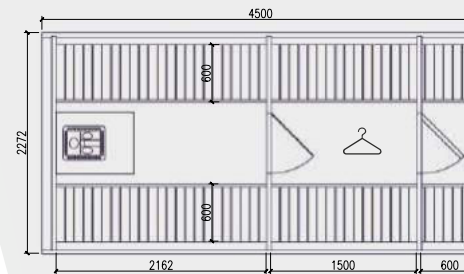


SAUNA BARREL

4,5 m

Product details

-  **People:** 6-8
-  **Length:** 4,5 m
-  **Diameter:** Ø 1,97 m or Ø 2,27 m
-  **Timber:** Pine or Thermo-wood
-  **Wall thickness:** 46 mm
-  **Heater:** Electric or wood-burning
-  **Terrace:** 0,6 m
-  **Changing room:** 1,5 m
-  **Roof:** Bitumen or wooden shingles
-  **Door size:** Multi-layer glued pine-wood, 700 x 1600 mm (Ø 1,97 m), 700 x 1800 mm (Ø 2,27 m)
-  **Window in the door:** Tempered double glazed, 295 x 580 mm
-  **Windows (2 units):** Tempered double glazed, 295 x 580 mm
-  **Chimney KIT:** Galvanized steel, stainless steel or CE stainless steel
-  **Toned tempered panoramic window available:** Half-back or entire back of the barrel
-  **Toned tempered glass door available:** 620 x 1550 mm (Ø 1,97 m), 620 x 1750 mm (Ø 2,27 m)



Standard Set

- Wooden barrel
- Stainless steel tightening bands
- Terrace of 0,6 m (possible without terrace)
- Roof covered with the shingles
- Wooden front door with tempered double glazed window, wooden handle and the lock
- 2 Tempered double glazed windows in the front or in the back side of the barrel
- Changing room of 1,5 m with a toned tempered glass door (possible without ch. room)
- Heat-resistant plates for the heater
- 2 side benches made from Aspen or Black Alder



Assembled product



2,4 x 4,6 x 2,4

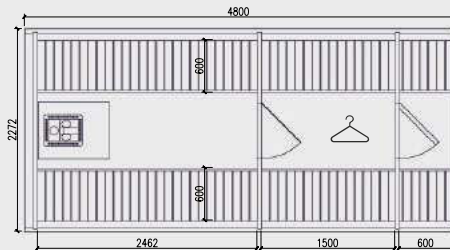
SAUNA BARREL

4,8 m



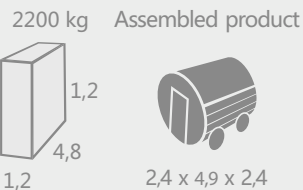
Product details

	People: 6-8		Roof: Bitumen or wooden shingles
	Length: 4,8 m		Door size: Multi-layer glued pine-wood, 700 x 1600 mm (Ø 1,97 m), 700 x 1800 mm (Ø 2,27 m)
	Diameter: Ø 1,97 m or Ø 2,27 m		Window in the door: Tempered double glazed, 295 x 580 mm
	Timber: Pine or Thermo-wood		Windows (2 units): Tempered double glazed, 295 x 580 mm
	Wall thickness: 46 mm		Chimney KIT: Galvanized steel, stainless steel or CE stainless steel
	Heater: Electric or wood-burning		Toned tempered panoramic window available: Half-back or entire back of the barrel
	Terrace: 0,6 m		Toned tempered glass door available: 620 x 1550 mm (Ø 1,97 m), 620 x 1750 mm (Ø 2,27 m)
	Changing room: 1,5 m		



Standard Set

- Wooden barrel
- Stainless steel tightening bands
- Terrace of 0.6 m (possible without terrace)
- Roof covered with the shingles
- Wooden front door with tempered double glazed window, wooden handle and the lock
- 2 Tempered double glazed windows in the front or in the back side of the barrel
- Changing room of 1,5 m with a toned tempered glass door (possible without ch. room)
- Heat-resistant plates for the heater
- 2 side benches made from Aspen or Black Alder



SAUNA BARREL

5,9 m

Product details


 **People:** 8-10

 **Length:** 5,9 m

 **Diameter:** Ø 1,97 m or Ø 2,27 m

 **Timber:** Pine or Thermo-wood

 **Wall thickness:** 46 mm

 **Heater:** Electric or wood-burning

 **Terrace:** 0,6 m

 **Changing room:** 1,5 m

 **Roof:** Bitumen or wooden shingles


 **Door size:** Multi-layer glued pinewood; 700 x 1600 mm (Ø 1,97 m), 700 x 1800 mm (Ø 2,27 m)

 **Window in the door:** Tempered double glazed, 295 x 580 mm

 **Windows (2 units):** Tempered double glazed, 295 x 580 mm

 **Chimney KIT:** Galvanized steel, stainless steel or CE stainless steel

 **Toned tempered panoramic window available:** Half-back or entire back of the barrel

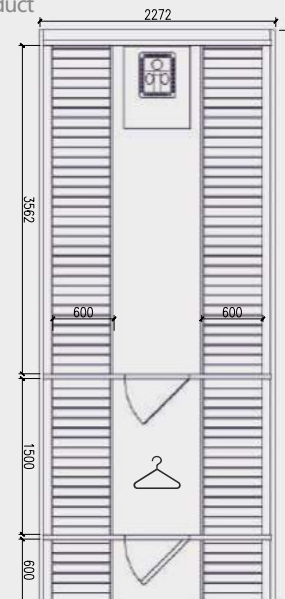
 **Toned tempered glass door available:** 620 x 1550 mm (Ø 1,97 m), 620 x 1750 mm (Ø 2,27 m)



Assembled product



2,4 x 6,0 x 2,4



Standard Set

- Wooden barrel
- Stainless steel tightening bands
- Terrace of 0,6 m (possible without terrace)
- Roof covered with the shingles
- Wooden front door with tempered double glazed window, wooden handle and the lock
- 2 Tempered double glazed windows in the front or in the back side of the barrel
- Changing room of 1,5 m with a toned tempered glass door (possible without ch. room)
- Heat-resistant plates for the heater
- 2 side benches made from Aspen or Black Alder