

SAUNA CABINS



SAUNA CABIN

7,0 m²

Product details



Inside area: 7,0 m²



Timber: Pinewood



Roof: 18 mm roof boards from inside and outside with 45 mm stone wool insulation in between; covered with bitumen shingles



Wall thickness: 45 mm



Floor thickness: 18 mm



Sauna window: hexagon;
512 x 442 mm

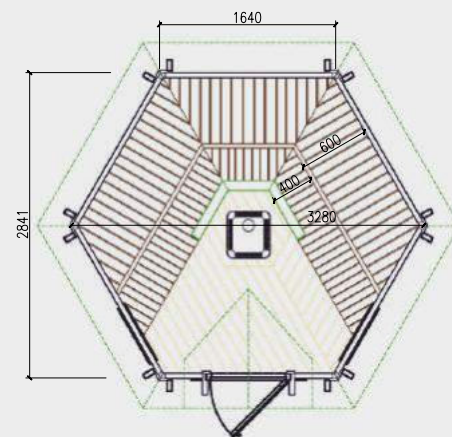
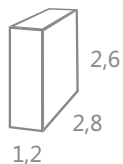


Door size:
780 x 1760 mm



People: 8-10

1100 kg



Standard Set


- Floor panels
- Straight walls
- Insulated roof covered with bitumen shingles
- 2 double glazed hexagon windows
- Door with the double glazed hexagon window, wooden handle and the lock
- Inside benches
- Safety fence
- Heat-resistant plates for the heater/stove

SAUNA CABIN


9,2 m²



Product details

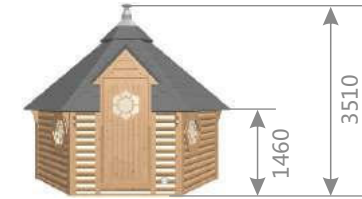
 **Inside area:** 9,2 m²


 **Timber:** Pinewood

 **Roof:** 18 mm roof boards from inside and outside with 45 mm stone wool insulation in between; covered with bitumen shingles

 **Wall thickness:** 45 mm

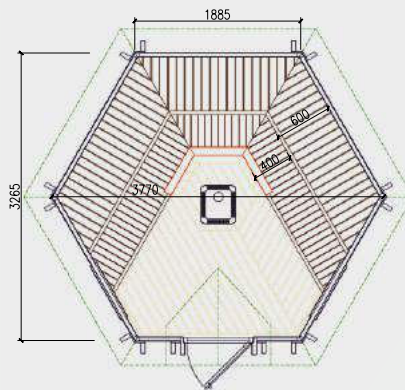
 **Floor thickness:** 18 mm



 **Sauna window:** hexagon; 512 x 442 mm 1100 kg 300 kg


 **Door size:** 780 x 1760 mm 2,6 2,6

 **People:** 10-12 1,2 2,45 1,2 2,45



Standard Set

- Floor panels
- Straight walls
- Insulated roof covered with bitumen shingles
- 2 double glazed hexagon windows
- Door with double glazed hexagon window, wooden handle and the lock
- Inside benches
- Safety fence
- Heat-resistant plates for the heater/stove



SAUNA CABIN

9,2 m² with Changing Room

Product details



Inside area: 9,2 m²



Timber: Pinewood



Roof: 18 mm roof boards from inside and outside with 45 mm stone wool insulation (in sauna room); 18 mm roof boards (in changing room); covered with bitumen shingles



Wall thickness: 45 mm



Floor thickness: 18 mm



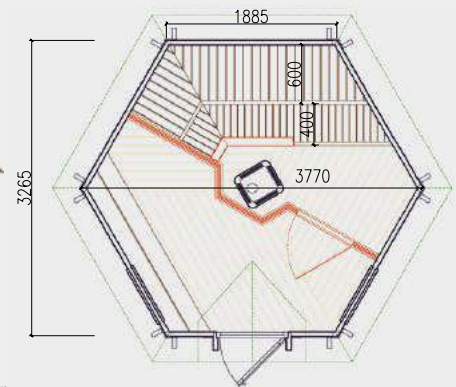
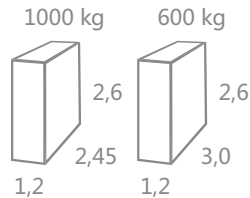
Sauna window: hexagon; 512 x 442 mm



Door size: 780 x 1760 mm



People: 5-7



Standard Set

- 2 room: sauna & changing room.....
- Floor panels
- Straight walls
- Insulated roof panels in sauna room
- Roof covered with bitumen shingles
- 2 double glazed hexagon windows
- Door with double glazed hexagon window, wooden handle and the lock
- Inside brown-toned tempered glass door separating sauna and changing room
- Long bench in the changing room
- Sauna room with inside benches, safety fence and heat-resistant plates for the heater/stove



SAUNA CABIN


Grill Cabin 9,2 m² with Sauna in the Extension



Product details

 **Inside area:** 9,2 m² + 3,57 m² extension


 **Timber:** Pinewood

 **Roof:** 18 mm roof boards from inside and outside with 45 mm stone wool insulation (in sauna room); 18 mm roof boards (in BBQ room); covered with bitumen shingles

 **Wall thickness:** 45 mm

 **Floor thickness:** 18 mm

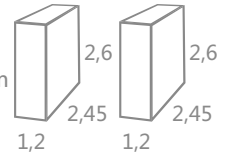


 **Sauna window:** hexagon; 512 x 442 mm

 **Window size:** 1100 kg 800 kg
880 x 510 mm

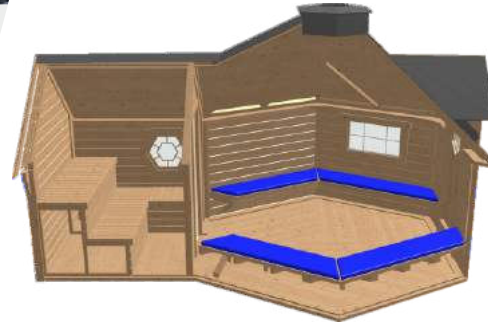
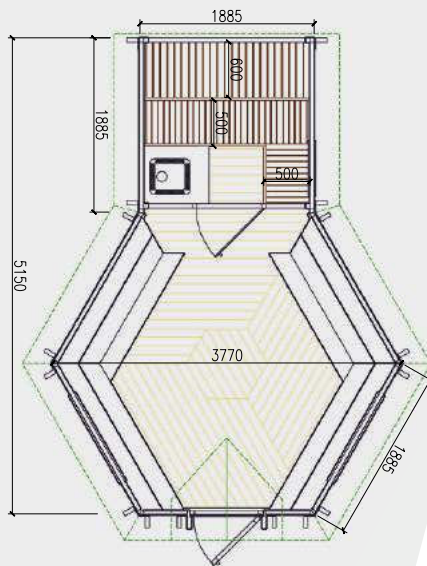
 **Door size:** 780 x 1760 mm

 **People:** 9-12



Standard Set

- 2 room: BBQ & sauna room inside
- Floor panels, straight walls, roof covered with bitumen shingles
- Insulated roof panels in sauna room
- Extendable chimney
- 2 grill cabin double glazed windows (1 opening) in BBQ room
- Door with double glazed hexagon window, wooden handle and the lock
- Central standard BBQ
- Table fitted around the BBQ
- 4 benches (2 extendable for sleeping) in BBQ room
- Cushions for the BBQ benches
- Inside brown-toned tempered glass door separating BBQ and sauna room
- Sauna room with 1 hexagon window, inside benches, safety fence and heat-resistant plates for the heater/stove



SAUNA CABIN

Grill-Sauna Cabin 16,5 m²

Product details



Inside area: 16,5 m²



Timber: Pinewood



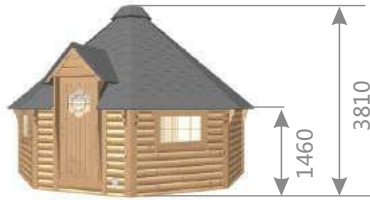
Roof: 18 mm roof boards from inside and outside with 45 mm stone wool insulation (in sauna room); 18 mm roof boards (in BBQ room); covered with bitumen shingles



Wall thickness: 45 mm



Floor thickness: 18 mm



Sauna window: hexagon; 512 x 442 mm



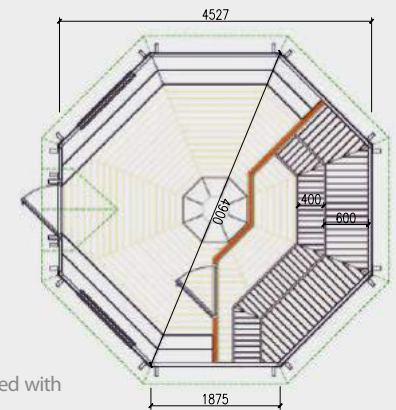
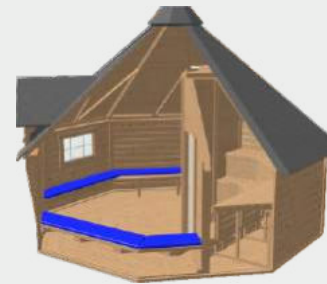
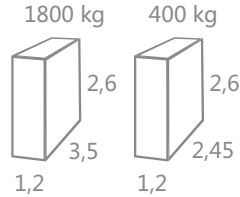
Window size: 880 x 510 mm



Door size: 780x1760 mm



People: 10-15



Standard Set

- 2 room: BBQ & sauna room inside
- Floor panels, straight walls, roof covered with bitumen shingles
- Insulated roof panels in sauna room
- Extendable chimney
- 2 grill cabin double glazed windows (1 opening) in BBQ room
- Door with double glazed hexagon window, wooden handle and the lock
- Standard BBQ
- Table fitted around the BBQ
- BBQ room benches with the seat cushions
- Inside brown-toned tempered glass door separating BBQ and sauna room
- Sauna room with inside benches, safety fence and heat-resistant plates for the heater/stove

SAUNA CABIN


Grill Cabin 16,5 with Sauna in the Extension



Product details

 **Inside area:** 16,5 m²
+3,57 m² extension


 **Timber:** Pinewood

 **Roof:** 18 mm roof boards from inside and outside with 45 mm stone wool insulation (in sauna room); 18 mm roof boards (in BBQ room); covered with bitumen shingles

 **Wall thickness:** 45 mm

 **Floor thickness:** 18 mm

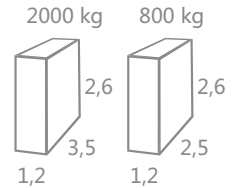


 **Sauna window:** hexagon;
512 x 442 mm

 **Window size:**
880 x 510 mm

 **Door size:**
780 x 1760 mm

 **People:** 12-18



Standard Set

- 2 room: BBQ & sauna room inside
- Floor panels, straight walls, roof covered with bitumen shingles
- Insulated roof panels in sauna room
- Extendable chimney
- 4 grill cabin double glazed windows (2 opening) in BBQ room
- Door with double glazed hexagon window, wooden handle and the lock
- Central standard BBQ
- Table fitted around the BBQ
- 6 benches (2 extendable for sleeping) in BBQ room
- Cushions for the BBQ benches
- Inside brown-toned tempered glass door separating BBQ and sauna room
- Sauna room with 1 hexagon window, inside benches, safety fence and heat-resistant plates for the heater/stove

