






























CONTENTS

3	GRILL CABINS	29	9,2 m ²	53	5,5 m
4	4,5 m ²	30	9,2 m ² with Changing Room	54	SAUNA ACCESSORIES
5	6,9 m ²	31	Grill Cabin 9,2 m ² with Sauna in the Extension	56	HOT TUBS
6	7,0 m ²	32	Grill-Sauna Cabin 16,5 m ²	57	Wooden
7	9,2 m ²	33	Grill Cabin 16,5 m ² with Sauna in the Extension	58	Glass Fiber
8	9,2 m ² with Extension	34	SAUNA BARRELS	59	Polypropylene
9	14,9 m ²	35	1,7 m	60	Ovens
10	16,5 m ²	36	2,4 m	61	NEW PRODUCTS
11	16,5 m ² with Extension	37	3,0 m		
12	16,5 m ² and 9,2 m ²	38	3,5 m		
13	16,5 m ² Twins	39	4,0 m		
14	25,0 m ²	40	4,5 m		
15	25,0 m ² with Extension	41	4,8 m		
16	7,0 m ² Exclusive	42	5,9 m		
17	16,5 m ² Exclusive	43	CAMPING PODS		
18	9,2 m ² Open	44	3,0 m and 3,5 m		
19	PAVILIONS	45	4,0 m and 4,8 m		
20	9,2 m ²	46	5,5 m		
21	10,0 m ²	47	Luxury-Insulated 3,0 m and 3,5 m		
22	14,9 m ²	48	Luxury-Insulated 4,0 m and 4,8 m		
23	16,5 m ²	49	Luxury-Insulated 5,5 m		
24	BBQs & Accessories	50	SAUNA PODS		
27	SAUNA CABINS	51	3,0 m and 3,5 m		
28	7,0 m ²	52	4,0 m and 4,8 m		

SYMBOLS

	Inside area		Stone wool insulation		Door size
	Diameter		Window size		Window in the door
	External dimensions		Windows (2 units)		Toned tempered glass door available
	Sauna length		Toned tempered panoramic window available		Pods terrace
	People		Sauna window		Sauna terrace
	Timber		Supporting log		Changing room
	Roof thickness and finishing		Bench		Room
	Wall thickness		Chimney KIT		Available colours
	Floor thickness		Heater		Oven



GRILL CABINS



GRILL CABIN

4,5 m²

Product details



Inside area: 4,5 m²



Timber: Pinewood



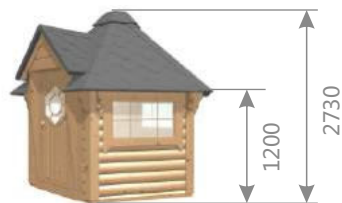
Roof thickness and finishing: 18 mm; Bitumen shingles



Wall thickness: 45 mm



Floor thickness: 18 mm



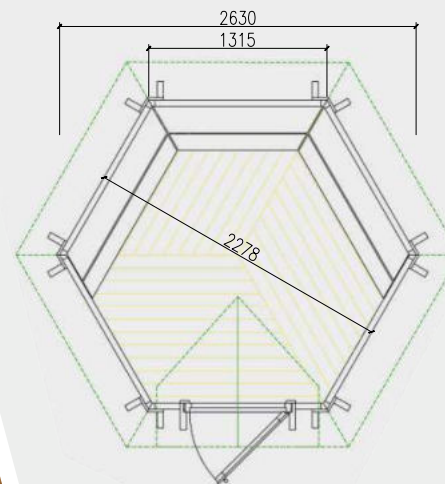

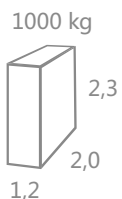
Window size: 880 x 510 mm



Door size: 780 x 1500 mm



People: 3-5



Standard Set

- Floor panels
- Straight walls
- Roof covered with bitumen shingles
- Extendable standard or professional chimney
- 3 double glazed windows (1 opening)
- Door with the double glazed hexagon window, wooden handle and the lock
- Central standard or professional BBQ
- Table fitted around the BBQ
- 3 benches
- Cushions for the benches

GRILL CABIN

6,9 m²



Product details



Inside area: 6,9 m²



Timber: Pinewood



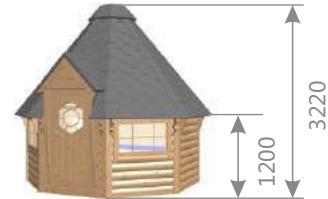
Roof thickness and finishing: 18 mm; Bitumen shingles



Wall thickness: 45 mm



Floor thickness: 18 mm



Window size: 880 x 510 mm



Door size: 780 x 1500 mm



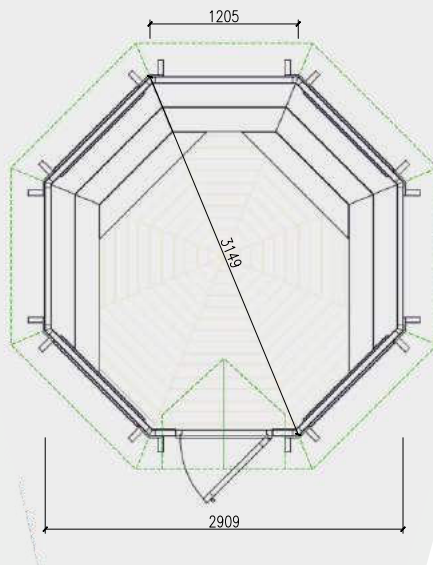
People: 5-10

1100 kg



Standard Set

- Floor panels
- Straight walls
- Roof covered with bitumen shingles
- Extendable standard chimney
- 4 double glazed windows (2 opening)
- Door with the double glazed hexagon window, wooden handle and the lock
- Central standard BBQ
- Table fitted around the BBQ
- 5 benches (2 extendable for sleeping)
- Cushions for the benches



GRILL CABIN

7,0 m²

Product details



Inside area: 7,0 m²



Timber: Pinewood



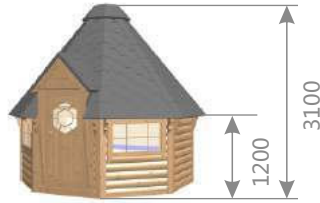
Roof thickness and finishing: 18 mm; Bitumen shingles



Wall thickness: 45 mm



Floor thickness: 18 mm



Window size: 880 x 510 mm

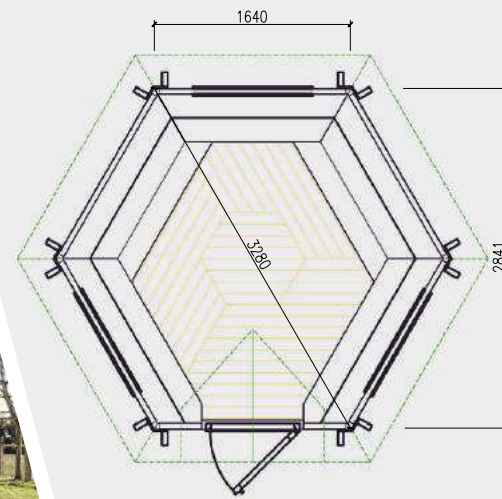

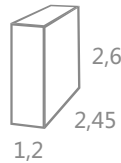


Door size: 780 x 1500 mm



People: 10-12

1100 kg



Standard Set

- Floor panels
- Straight walls
- Roof covered with bitumen shingles
- Extendable standard chimney
- 3 double glazed windows (1 opening)
- Door with the double glazed hexagon window, wooden handle and the lock
- Central standard BBQ
- Table fitted around the BBQ
- 5 benches (2 extendable for sleeping)
- Cushions for the benches

GRILL CABIN

9,2 m²



Product details



Inside area: 9,2 m²



Timber: Pinewood



Roof thickness and finishing: 18 mm; Bitumen shingles



Wall thickness: 45 mm



Floor thickness: 18 mm



Window size: 880 x 510 mm

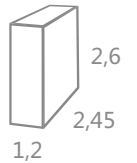


Door size: 780 x 1500 mm



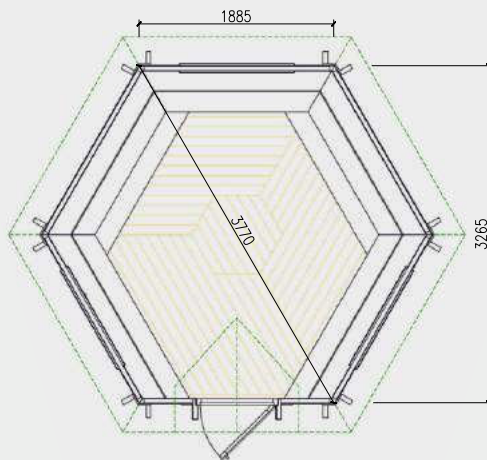
People: 12-15

1100 kg



Standard Set

- Floor panels
- Straight walls
- Roof covered with bitumen shingles
- Extendable standard chimney
- 3 double glazed windows (1 opening)
- Door with the double glazed hexagon window, wooden handle and the lock
- Central standard BBQ
- Table fitted around the BBQ
- 5 benches (2 extendable for sleeping)
- Cushions for the benches



GRILL CABIN

9,2 m² with Extension

Product details



Inside area: 9,2 m² cabin
+ 3,55 m² extension



Timber: Pinewood



Roof thickness and finishing: 18 mm;
Bitumen shingles



Wall thickness: 45 mm



Floor thickness: 18 mm



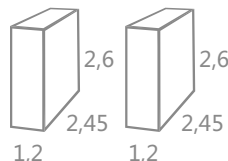
Window size: 1200 kg 600 kg
880 x 510 mm



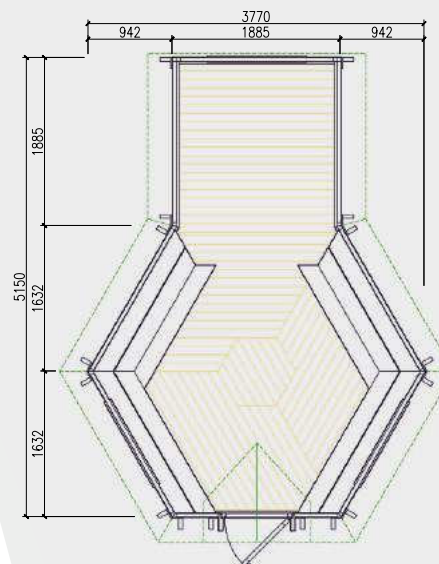
Door size: 2,6 2,6
780 x 1500 mm



People: 12-15



Standard Set



- Floor panels
- Straight walls
- Roof covered with bitumen shingles
- Extendable standard chimney
- 3 double glazed windows (1 opening)
- Door with the double glazed hexagon window, wooden handle and the lock
- Central standard BBQ
- Table fitted around the BBQ
- 4 benches (2 extendable for sleeping)
- Cushions for the benches

GRILL CABIN

14,9 m²



Product details



Inside area: 14,9 m²



Timber: Pinewood



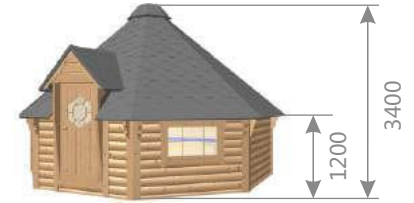
Roof thickness and finishing: 18 mm; Bitumen shingles



Wall thickness: 45 mm



Floor thickness: 18 mm



Window size: 880 x 510 mm

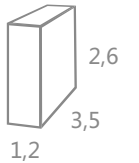


Door size: 780 x 1500 mm



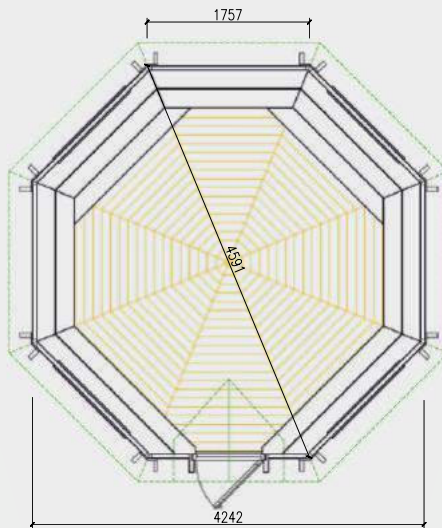
People: 14-20

1800 kg



Standard Set

- Floor panels
- Straight walls
- Roof covered with bitumen shingles
- Extendable standard chimney
- 4 double glazed windows (2 opening)
- Door with the double glazed hexagon window, wooden handle and the lock
- Central standard BBQ
- Table fitted around the BBQ
- 7 benches (2 extendable for sleeping)
- Cushions for the benches



GRILL CABIN

16,5 m²

Product details



Inside area: 16,5 m²



Timber: Pinewood



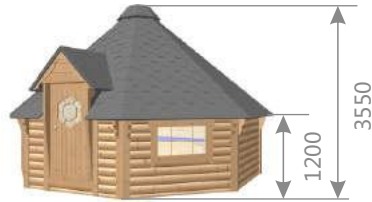
Roof thickness and finishing: 18 mm; Bitumen shingles



Wall thickness: 45 mm



Floor thickness: 18 mm



Window size: 880 x 510 mm

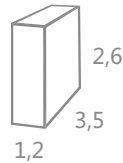


Door size: 780 x 1500 mm



People: 15-21

1800 kg



2,6

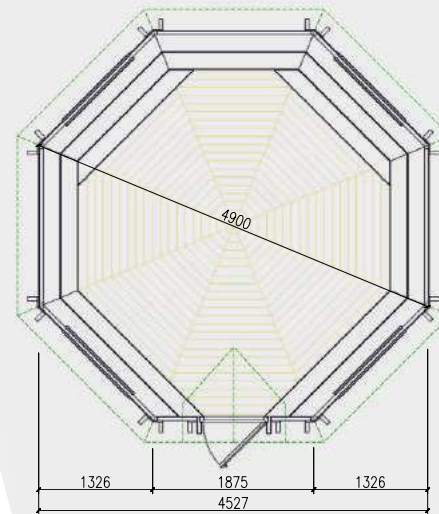
3,5

1,2



Standard Set

- Floor panels
- Straight walls
- Roof covered with bitumen shingles
- Extendable standard chimney
- 4 double glazed windows (2 opening)
- Door with the double glazed hexagon window, wooden handle and the lock
- Central standard BBQ
- Table fitted around the BBQ
- 7 benches (2 extendable for sleeping)
- Cushions for the benches



GRILL CABIN

16,5 m² with Extension



Product details

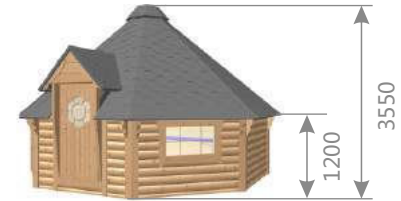
 **Inside area:** 16,5 m² cabin + 3,57 m² extension


 **Timber:** Pinewood


 **Roof thickness and finishing:** 18 mm; Bitumen shingles


 **Wall thickness:** 45 mm

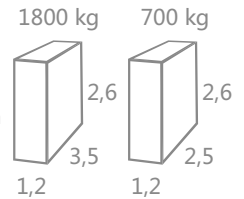
 **Floor thickness:** 18 mm



 **Window size:** 880 x 510 mm

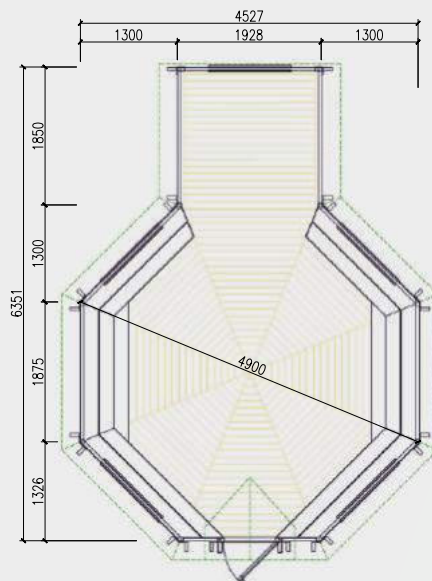
 **Door size:** 780 x 1500 mm

 **People:** 15-25



Standard Set

- Floor panels
- Straight walls
- Roof covered with bitumen shingles
- Extendable standard chimney
- 5 double glazed windows (3 opening)
- Door with the double glazed hexagon window, wooden handle and the lock
- Central standard BBQ
- Table fitted around the BBQ
- 6 benches (2 extendable for sleeping)
- Cushions for the benches



GRILL CABIN

16,5 m² and 9,2 m²

Product details



Inside area: 16,5 m²
+9,2 m² cabin +3,55 m²
connecting hall



Timber: Pinewood



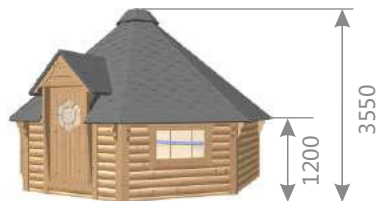
Roof thickness and finishing: 18 mm;
Bitumen shingles



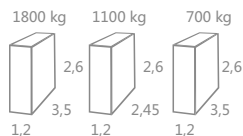
Wall thickness: 45 mm



Floor thickness: 18 mm



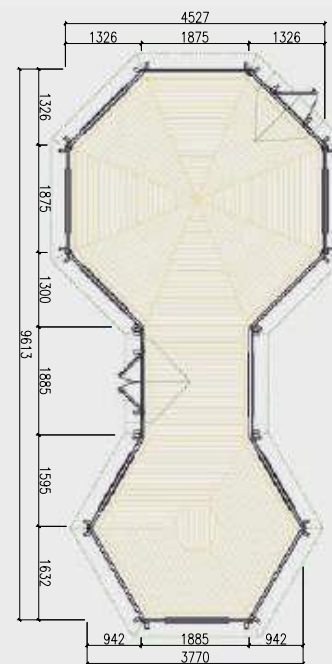
Window size:
880 x 510 mm



People: 22-33



Door size:
780 x 1500 mm (Standard)
1020 x 1600 mm (French style)



Standard Set

- Floor panels
- Straight walls
- Roof covered with bitumen shingles
- 8 double glazed windows (4 opening)
- 1 standard grill cabin door with the double glazed hexagon window, wooden handle and the lock
- 1 French style double glazed door with the wooden handle and the lock

N.B. BBQ set and benches to be ordered additionally

GRILL CABIN

16,5 m² Twins



Product details

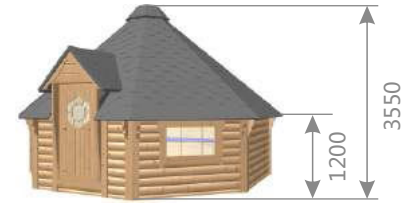
 **Inside area:** 2 x 16,5 m² cabin + 5,78 m² connecting hall


 **Timber:** Pinewood

 **Roof thickness and finishing:** 18 mm; Bitumen shingles

 **Wall thickness:** 45 mm

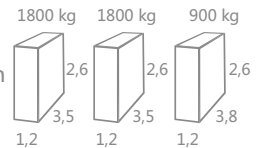
 **Floor thickness:** 18 mm



 **Window size:** 880 x 510 mm

 **Door size:** 780 x 1500 mm

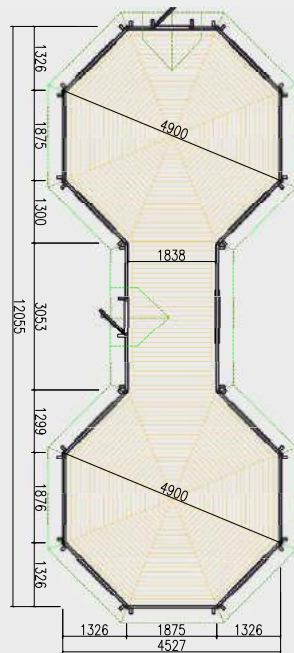
 **People:** 26-39



Standard Set

- Floor panels
- Straight walls
- Roof covered with bitumen shingles
- 2 standard grill cabin doors with the double glazed hexagon window, wooden handle and the lock
- 9 double glazed windows (4 opening)

N.B. BBQ set and benches to be ordered additionally



GRILL CABIN

25,0 m²

Product details



Inside area: 25,0 m²



Timber: Pinewood



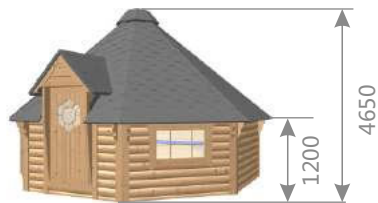
Roof thickness and finishing: 18 mm; Bitumen shingles



Wall thickness: 45 mm



Floor thickness: 18 mm



Window size: 880 x 510 mm



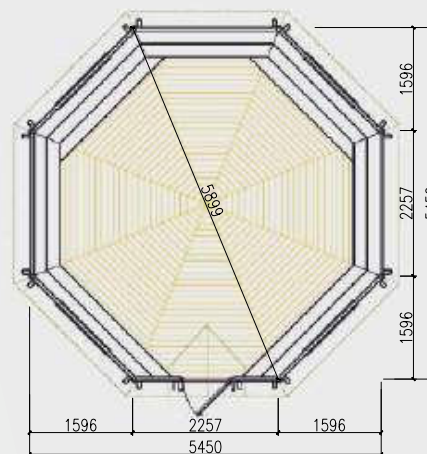
Door size: 780 x 1760 mm



People: 25-30



Standard Set



- Floor panels
- Straight walls
- Roof covered with bitumen shingles
- Extendable standard chimney
- 4 double glazed windows (2 opening)
- Door with the double glazed hexagon window, wooden handle and the lock
- Central standard BBQ
- Table fitted around the BBQ
- 7 benches (2 extendable for sleeping)
- Cushions for the benches

GRILL CABIN

25,0 m² with Extension



Product details

Inside area: 25,0 m² cabin + 4,46 m² extension

Timber: Pinewood

Roof thickness and finishing: 18 mm; Bitumen shingles

Wall thickness: 45 mm

Floor thickness: 18 mm



Window size: 880 x 510 mm

Door size: 780 x 1760 mm

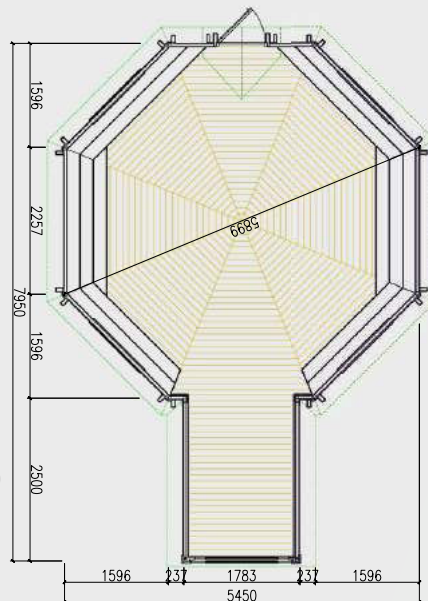
People: 25-30

Weights: 2300 kg, 700 kg

Dimensions: 2,6, 4,5, 2,6, 4,0, 1,2, 1,2

Standard Set

- Floor panels
- Straight walls
- Roof covered with bitumen shingles
- Extendable standard chimney
- 5 double glazed windows (3 opening)
- Door with the double glazed hexagon window, wooden handle and the lock
- Central standard BBQ
- Table fitted around the BBQ
- 6 benches (2 extendable for sleeping)
- Cushions for the benches



GRILL CABIN

7,0 m² Exclusive

Product details



Inside area: 7,0 m²



Timber: Pinewood



Roof thickness and finishing: 18 mm; Bitumen shingles



Wall thickness: 45 mm



Floor thickness: 28 mm



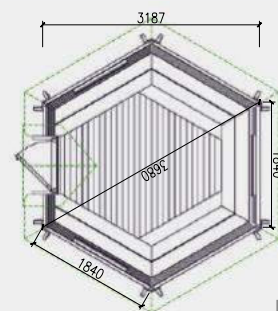
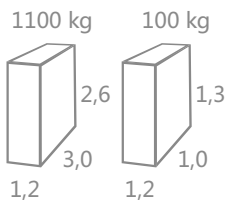
Window size: 880 x 510 mm



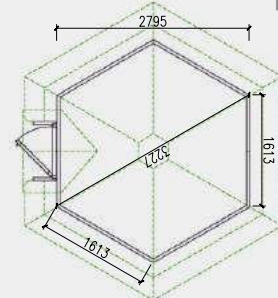
Door size: 780 x 1500 mm



People: 10-15



Plan



Foundation plan

Standard Set

- Floor panels
- Sloping walls
- Roof covered with bitumen shingles
- Extendable luxury chimney
- 3 double glazed windows (1 opening)
- Door with the double glazed hexagon window, wooden handle and the lock
- Central luxury BBQ
- Table fitted around the BBQ
- 5 benches (2 extendable for sleeping)
- Cushions for the benches

GRILL CABIN

16,5 m² Exclusive



Product details

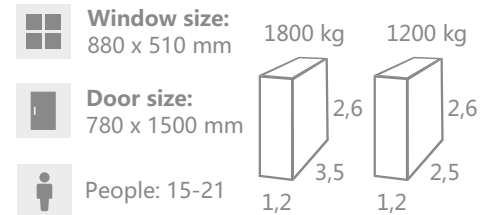
Inside area: 16,5 m²

Timber: Pinewood

Roof thickness and finishing: 18 mm; Bitumen shingles


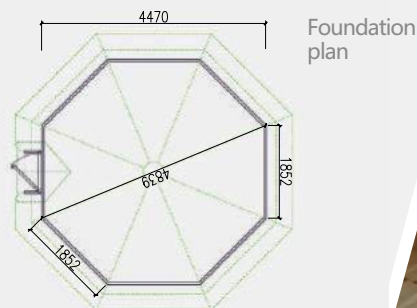
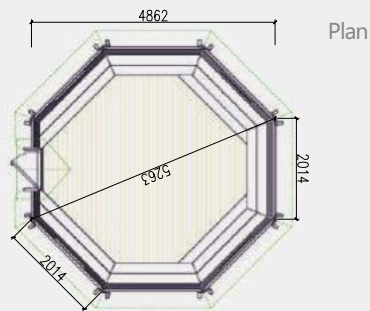
Wall thickness: 45 mm

Floor thickness: 28 mm



Standard Set

- Floor panels
- Sloping walls
- Roof covered with bitumen shingles
- Extendable luxury chimney
- 4 double glazed windows (2 opening)
- Door with the double glazed hexagon window, wooden handle and the lock
- Central luxury BBQ
- Table fitted around the BBQ
- 7 benches (2 extendable for sleeping)
- Cushions for the benches



GRILL CABIN

9,2 m² Open

Product details



Inside area: 9,2 m²



Timber: Pinewood



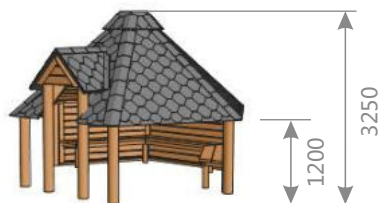
Roof thickness and finishing: 18 mm; Bitumen shingles



Wall thickness: 45 mm



Supporting log: Ø 160 mm

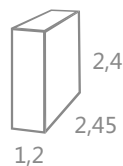


Bench log: Ø 100 mm

800 kg



People: 6-9



Standard Set

- 3 Straight walls
- Roof panels covered with the bitumen shingles
- 6 supporting logs
- 3 benches (fixed to the walls)

N.B. BBQ set to be ordered additionally

