

Legal Options For Migration

Relocating to Canada & How to Get it
Right From Day One



01

MEET BABATUNDE

Who exactly is Babatunde Yusuf and what makes him tick?

02

WHY CANADA

Questions that must be answered before you choose to relocate to Canada

03

RELOCATING

Things you need to know & how to get your relocation right from day one

04

MY STORY

How I relocated to Canada & became a citizen in 6.5 years after

05

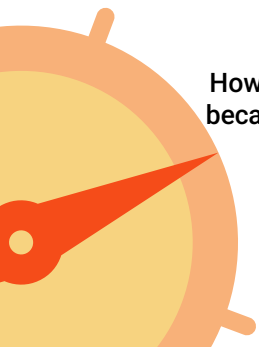
BE PATIENT

You can process your relocation yourself with the right information

06

THE COST

Migrating to Canada comes at a cost. How much do you need?



Introduction

Meet Babatunde Yusuf

In 2015, Babatunde Yusuf relocated to Canada from Nigeria for a post graduate programme with a student Visa. Through sheer determination, today, all that is history as he took his oath of citizenship on March 25th 2022 and became a Canadian citizen. Today, he shares his story with us.



6 STRONG REASONS NIGERIANS ARE LEAVING NIGERIA



INCOME

Knowing they can earn more abroad



JOBS

Higher chances of getting better-paying jobs



EDUCATION

Better quality of education abroad



CAREER

Easier to advance their careers abroad



HEALTHCARE

Reliable healthcare system abroad



KIDS

Giving their kids dual citizenship

6 Ways to Migrate From Nigeria to Canada

PNP

You can work and settle in a specific Canadian province

START-UP VISA

Entrepreneurs can apply to the Start-Up Visa Program

ASYLUM

This method requires an application

EXPRESS ENTRY

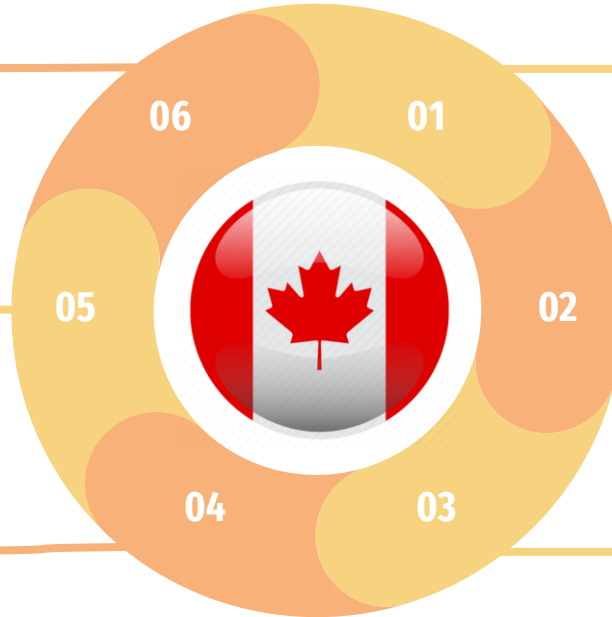
It's the fastest & can be completed in 6 months

STUDENT VISA

Studying is a valid path to permanent residency.

FAMILY SPONSORSHIP

Allows for the sponsorship of family members



True or False?

...

There are people who are naturally not fascinated about living abroad. They love their Homeland & they are contented, especially if things are working for them.



Types of Immigrants Based on Admission Category



ECONOMIC IMMIGRANT

Immigrants who have been selected for their ability to contribute to Canada's economy



SPONSORED BY FAMILY

Immigrants who were sponsored by a Canadian citizen or permanent resident



REFUGEE

Immigrants granted permanent resident status on the basis of a well-founded fear of returning to their home country



Easiest Ways to Migrate to Canada

1

EXPRESS ENTRY

Over the next 3 years, Canada plans to invite over 240,000 newcomers through Express Entry

2

PNPS

This year, Canada plans to welcome 83,500 new immigrants through Provincial Nominee Programs

3

BUSINESS

The government offers immigration programs for individuals that plan to be self-employed in Canada or start up a business in Canada

4

SPONSORSHIP

A qualifying family member who is a permanent resident or citizen of Canada in one of the easiest way for you to immigrate to Canada

5

STUDY

Thanks to Canada's welcoming immigration policies, many students see this as the first step in becoming permanent residents, and eventually, Canadians



My Journey to Citizenship



**STUDENT
VISA**



**TEMPORARY
WORK VISA**



**PERMANENT
RESIDENCY**



**CITIZEN OF
CANADA**



THE JOURNEY

2015



How it started

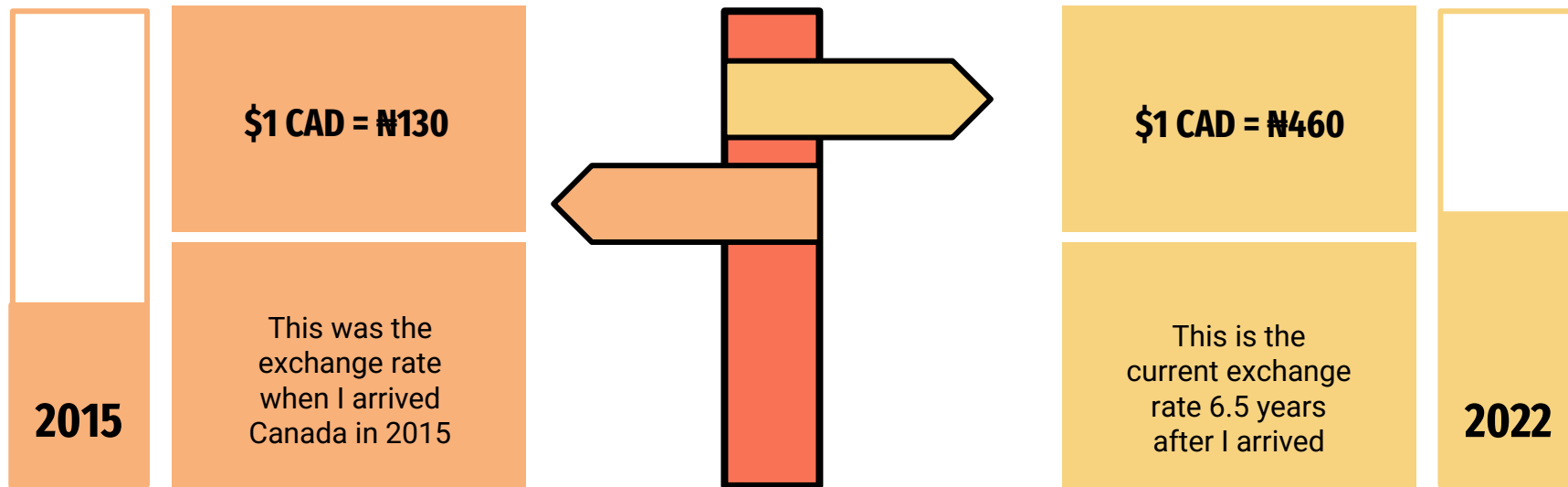
2022



How it's going



Exchange Rate Between 2015 & 2022



Study in Canada: Step-By-Step Guide for International Students

CHOOSE

Choose your course and institution and note that only DLIs can admit foreign students

STEP 2

APPLY

Apply to universities & and select one or two alternatives as backups

STEP 4

TRAVEL

If accepted, it is now time to start planning your travel to Canada

STEP 6

STEP 1

REQUIREMENTS

Understand the requirements for schools and the courses they offer

STEP 3

TEST

Take the language proficiency test to successfully gain entry into Canada

STEP 5

PERMIT

Apply for your student permit online or visit your local visa application centre

STEP 7

STUDY

For the final step, the immigration officer will verify your permit and other documents at the port of entry



Study in Canada: Guide for International Students

- Ideally, you should start planning for your Canadian study permit at least a year in advance. Common requirements for all universities and institutions include an updated passport, proficiency in either English or French along with proof of passing prescribed language tests with minimum grades/bands, and proof that you can finance your study as well as the cost of living in the country.
- The Canadian academic setup is flexible towards switching courses, although it is best to compare your options beforehand and choose a major that you are truly interested in pursuing.
- IELTS is the preferred test for proficiency in English, with some institutions also accepting the Cambridge English: Advanced or TOEFL exam score. Of course, you will have to brush up your language skills to ensure your application does not get rejected.
- Be careful when filling in the application form and make sure you provide accurate information backed with documentary evidence. Once this is done, it is time face the excruciating wait until you receive your acceptance.
- Your application must be accompanied by the acceptance letter received in the previous step, your passport, and documentary proof that you have adequate finances to study in Canada.
- Your permit will have a start date, which is the date from which the permit comes into force. Keep in mind that you won't be permitted to enter Canada before this date. Plan your travel accordingly.
- Recent changes to the [Express Entry](#) selection system have made it easier for international students to make the transition to permanent residence.



What is a Canadian Designated Learning Institution (DLI)?

- A Designated Learning Institution, or DLI, is a school that admits international students. A [letter of acceptance](#) from a DLI is essential to obtaining a [Canadian study permit](#).
- If you want to come to Canada to study at the [post-secondary level](#), make sure that your school and program of study is on [this list of Canadian DLIs](#).
- If you want to stay in Canada after you graduate, make sure to select a DLI that will allow you to qualify for a [Post-Graduation Work Permit](#).



Top 10 Affordable College in Canada for Postgraduate Studies

A breakdown of the most affordable universities (\$ CAD)

University	Location in Canada	Tuition Fees
Confederation College	Ontario	\$11,000
Bow Valley College	Alberta	\$8000-10,000
Niagara College	Ontario	\$12,000
Loyalist College	Ontario	\$13,000
Selkirk College	British Columbia	\$11,000
Fanshawe College	Ontario	\$13,000
Vanier College	Quebec	\$8000-10000
New Brunswick Community College	New Brunswick	\$7000
Camosun College	British Columbia	\$7000
Lethbridge College	Alberta	\$8000



Top 10 Affordable University in Canada for International Student

A breakdown of the most affordable universities (#)

University	Location in Canada	Tuition Fees
University of Northern British Columbia	Prince George	\$11,000
University of Saskatchewan	Saskatoon	\$10,000
Memorial University of Newfoundland	St. John's NF	8,000-10,000
University of New Brunswick	Fredericton NB	\$14,000
Canadian Mennonite University	Manitoba	\$9000
University of Winnipeg	Manitoba	\$10,000-13,000
University of St Paul	Ottawa	\$12,000
University of Prince Edward Island	Prince Edward Island	\$12,000
Brandon University	Manitoba	\$10,000
Simon Fraser University	BC	\$7000-10,000



A WISE MAN ONCE SAID:

...

It is the human potentials
that interest me. I travel and
everywhere I go I am amazed
at the presence of Nigerians.
The intelligence, integrity,
productivity, initiative...

- Prof. Wole Soyinka



Cost of Immigration 2022

What is the cost of moving to Canada in 2022? (\$ CAD)

Fee	Amount
Processing fee (\$825) + Right of PR (\$500)	\$1,325
Include your spouse or partner	\$825
Include A dependent child	\$225 per child
Biometrics – per person	\$85
Biometrics – per family (2 or more people)	\$170
Temporary resident permit – per person	\$200



Cost of Immigration 2022

What is the cost of moving to Canada in 2022? (₦)

Fee	Amount
Processing fee (₦379,500) + Right of PR (₦230,000)	₦609,500
Include your spouse or partner	₦379,500
Include A dependent child	₦103,500 per child
Biometrics – per person	₦39,100
Biometrics – per family (2 or more people)	₦78,200
Temporary resident permit – per person	₦92,000



Cost of Canadian Study Permit 2022

What is the cost of a Canadian Study Permit for international students? (\$ CAD)

Fee Type	Cost Per Individual (\$ CAD)
University/college application fees: Non-refundable Note that some colleges don't charge an application fee	Between \$100 & \$500
Study permit application fee	\$150
Biometrics fee	\$85 (individual) - \$170 (2 or more)
Language testing (if required)	\$300 (average)
Medical exams (if required)	\$100 (varies by country)
Miscellaneous expenses (police certificate, transcripts, courier delivery, photos, notaries, translations, etc.)	\$250 (average)
Tuition fees	\$21,120 (average for post graduate program) & \$86,000 (average for MBA program)
Health insurance	\$600 - \$1,000
Funds to support your stay	\$10,000



Cost of Canadian Study Permit 2022

What is the cost of a Canadian Study Permit for international students? (₦)

Fee Type	Cost Per Individual (₦ NGR)
University/college application fees: Non-refundable Note that some colleges don't charge an application fee	Between ₦46,000 & ₦230,000
Study permit application fee	₦69,000
Biometrics fee	₦39,100 (individual) - ₦78,200 (2 or more)
Language testing (if required)	₦138,000 (average)
Medical exams (if required)	₦46,000 (varies by country)
Miscellaneous expenses (police certificate, transcripts, courier delivery, photos, notaries, translations, etc.)	₦115,000 (average)
Tuition fees	Between ₦9,715,200 & ₦39,560,000 (for MBA program)
Health insurance	₦278,000 - ₦460,000
Funds to support your stay	₦4,600,000



What Happens After Your Studies are Completed?

- Here comes your pathway to Citizenship where you transition from Post Study Temporary Work Permit, Permanent residence and then to Citizenship if you are ready to do all that is required and follow the law
- Canada's federal government covets international graduates as ideal new permanent residents.
- They are young, have knowledge of the culture, are proficient in languages, have Canadian qualifications and often work experience.
- After graduation, Canada's [Post-Graduation Work Permit](#) allows students to begin their careers here.



Canada Express Entry: 10 Steps to Dreamland

- Step 1. Finding your NOC (National Occupational Classification)
- Step 2. Getting your Educational Credential Assessment (ECA)
- Step 3. Taking your English and/or French language tests
- Step 4. Checking your eligibility to Express Entry
- Step 5. Calculating your Comprehensive Ranking System (CRS) score
- Step 6. Getting into the Express Entry Pool
- Step 7. Receiving an Invitation to Apply (ITA)
- Step 8. Your document checklist: Tips and Advice
- Step 9. From Acknowledgement of Receipt (AoR) to Passport Request (PPR)
- Step 10. Preparing your landing in Canada





Migrating to Canada?

Do it yourself!





THANK YOU

