

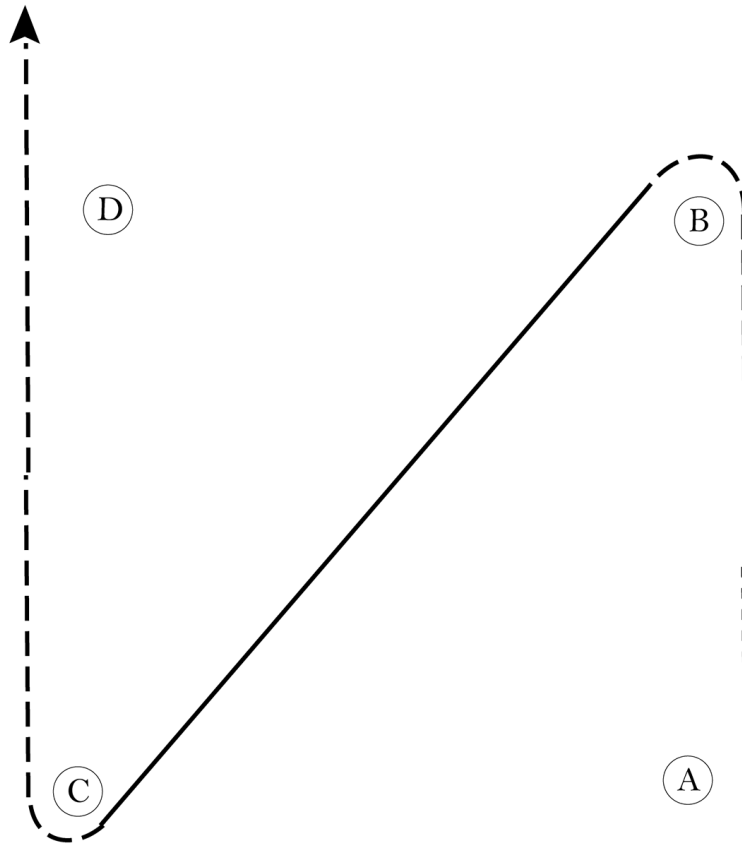
# 2024 Feathered Horse Classic West

## All WTC English Equitation

Show Dates: June 1-2, 2024

w w w . H o r s e S h o w P a t t e r n s . c o m

w w w . H o r s e S h o w P a t t e r n s . c o m



Be ready at A.

1. Walk approximately two horse lengths from A.
2. Trot on the right diagonal to and around B.
3. At B, canter left lead to C.
4. Trot around C and to D on the left diagonal.

Pattern is complete once you pass D at the trot.

Follow the directions of your ring steward.

Walk	-----
Trot	- - - - -
Extended Trot	— — — —
Canter	—————
Lead Change	↙ ↘
Back	← ↙ ↘ ↙ ↘
Marker	⊙ B
Hand Gallop	—————

[HSE/1-48]

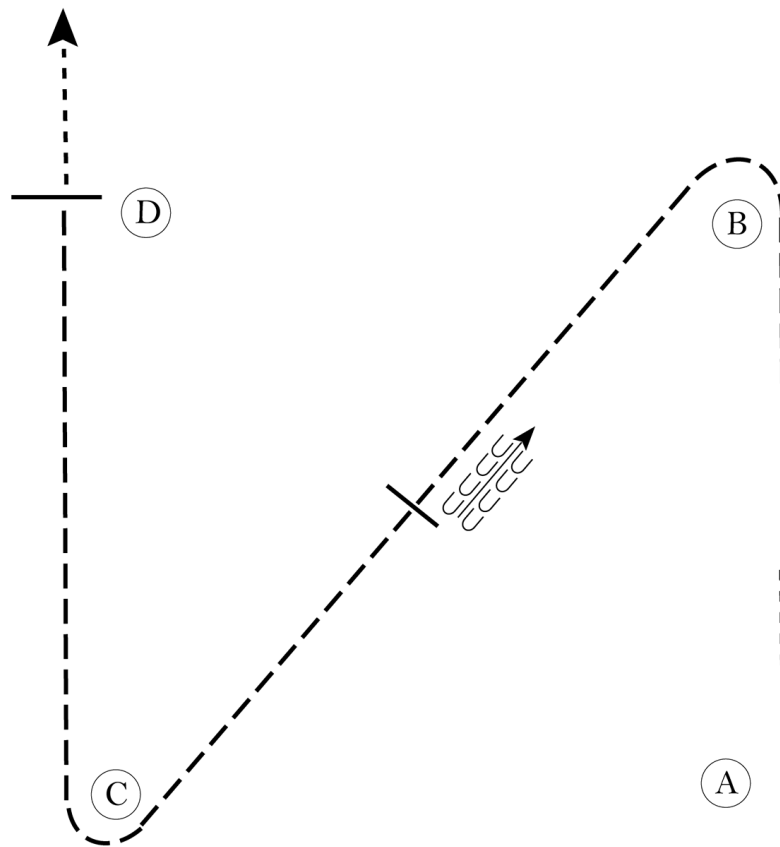
Pattern Provided by:

*FHC Judges*

# 2024 Feathered Horse Classic West

## All WT English Equitation

Show Dates: June 1-2, 2024



Be ready at A.

1. Walk approximately two horse lengths from A.
2. Sitting trot to B.
3. At B, posting trot around B to middle.
4. Stop at middle and back one horse length.
5. Sitting trot to C.
6. At C, posting trot around C to D.
7. Stop at D.
8. Exit at a walk.

Follow the directions of your ring steward.

Walk	-----
Trot	- - - - -
Extended Trot	— — — —
Canter	—————
Lead Change	
Back	
Marker	(B)
Hand Gallop	—————

[HSE/WT-48]

Pattern Provided by:

*FHC Judges*

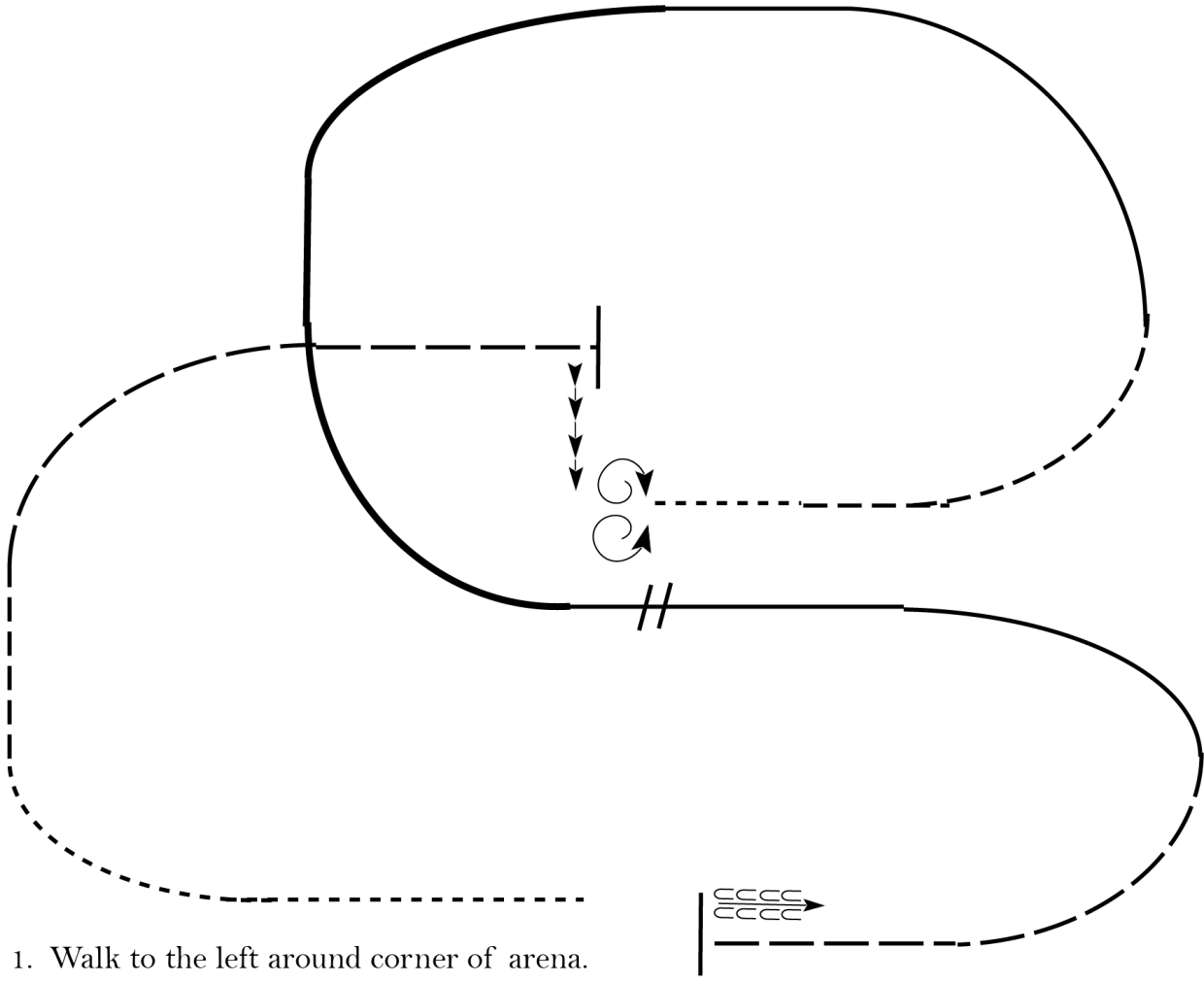
# 2024 Feathered Horse Classic West

Ranch Riding (WJ (jog for lope, ex jog for ex lope))

Show Dates: June 1-2, 2024

www.HorseShowPatterns.com

www.HorseShowPatterns.com



1. Walk to the left around corner of arena.
2. Trot
3. Extend alongside of the arena and around the corner to center.
4. Stop, side pass right
5. 360 degree turn each direction (either way 1st)
6. Walk.
7. Trot.
8. Lope left lead
9. Extend the lope
10. Change leads (simple or flying)
11. Collect to the lope
12. Extend trot
13. Stop and back

<b>Walk</b>	-----
<b>Jog</b>	- - - - -
<b>Extended Jog</b>	— — — — —
<b>Lope</b>	—————
<b>Lead Change</b>	⧘
<b>Back</b>	←←←←←
<b>Marker</b>	(B)

[RR/3]

**Pattern Provided by:**  
*FHC Judges*

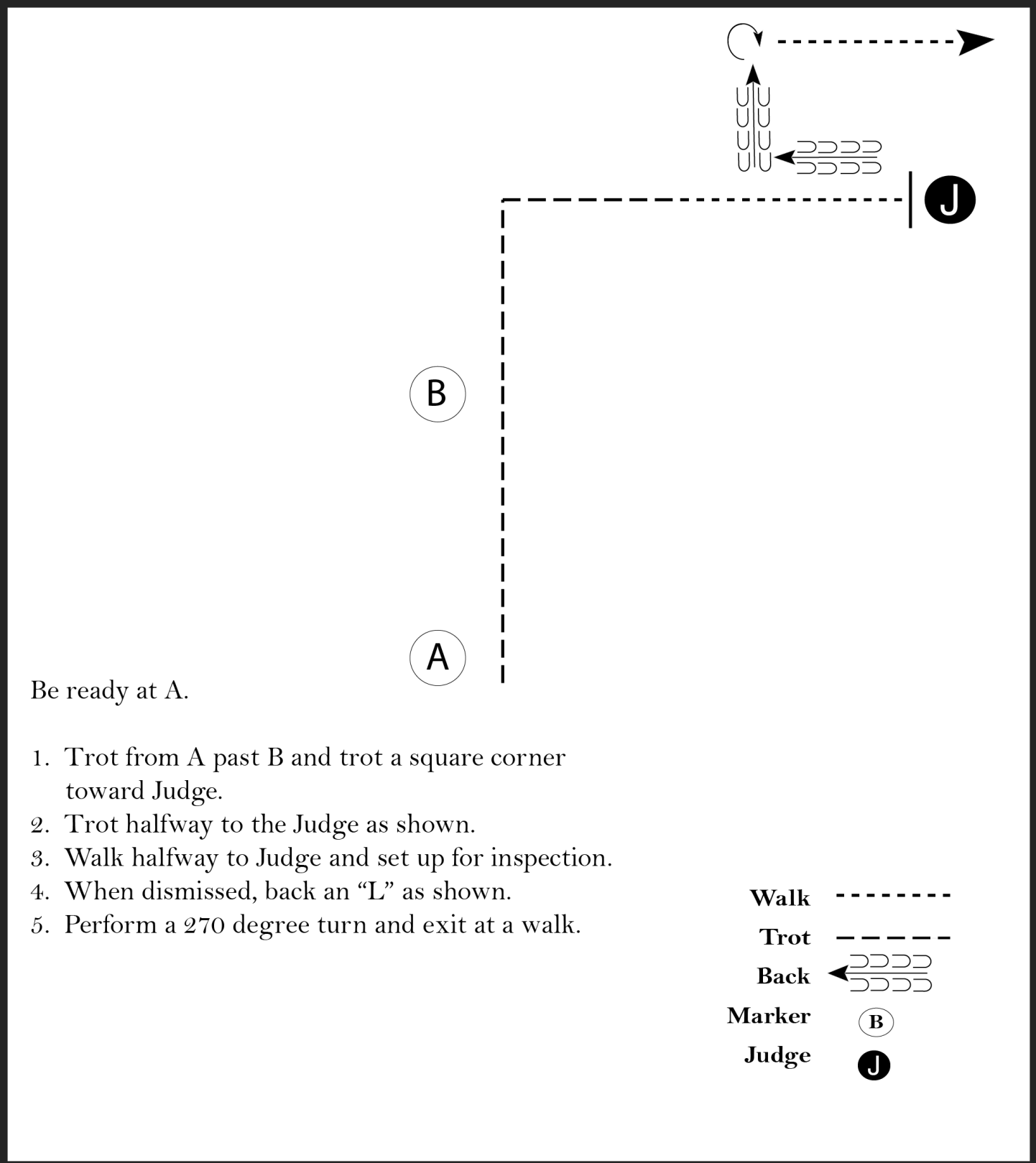
# 2024 Feathered Horse Classic West

## All Showmanship

Show Dates: June 1-2, 2024

w w w . H o r s e S h o w P a t t e r n s . c o m

w w w . H o r s e S h o w P a t t e r n s . c o m



Be ready at A.

1. Trot from A past B and trot a square corner toward Judge.
2. Trot halfway to the Judge as shown.
3. Walk halfway to Judge and set up for inspection.
4. When dismissed, back an "L" as shown.
5. Perform a 270 degree turn and exit at a walk.

- Walk -----
- Trot -----
- Back ← ———
- Marker ○ B
- Judge ● J

[S/1-106]

Pattern Provided by:

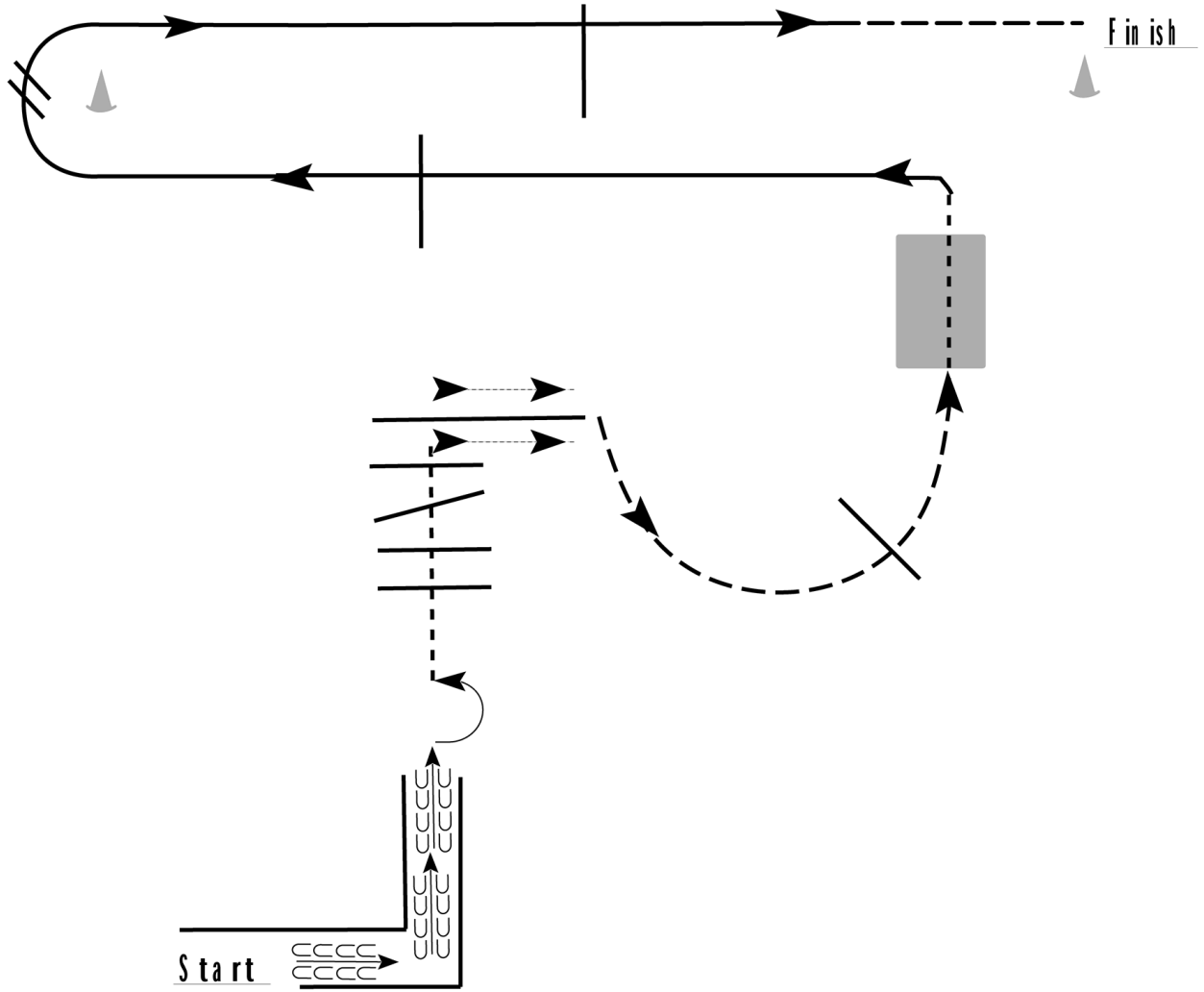
*FHC Judges*

# 2024 Feathered Horse Classic West All Trail

Show Dates: June 1-2, 2024

w w w . H o r s e S h o w P a t t e r n s . c o m

w w w . H o r s e S h o w P a t t e r n s . c o m



1. Back thru L
2. Do a 180 degree turn to left and walk over logs.
3. Sidepass final log to the right.
4. Jog over pole and to bridge.
5. Walk over bridge.
6. Lope on left lead over pole.
7. At cone, perform a simple lead change.
8. Lope on right lead over pole and jog to finish.

Walk	-----
Jog	-----
Extended Jog	-----
Lope	-----
Leg Yield	
Lead Change	///
Back	←←←
Marker	Ⓚ
Sidepass	←-----→

[T/1-26]

Pattern Provided by:  
*FHC Judges*

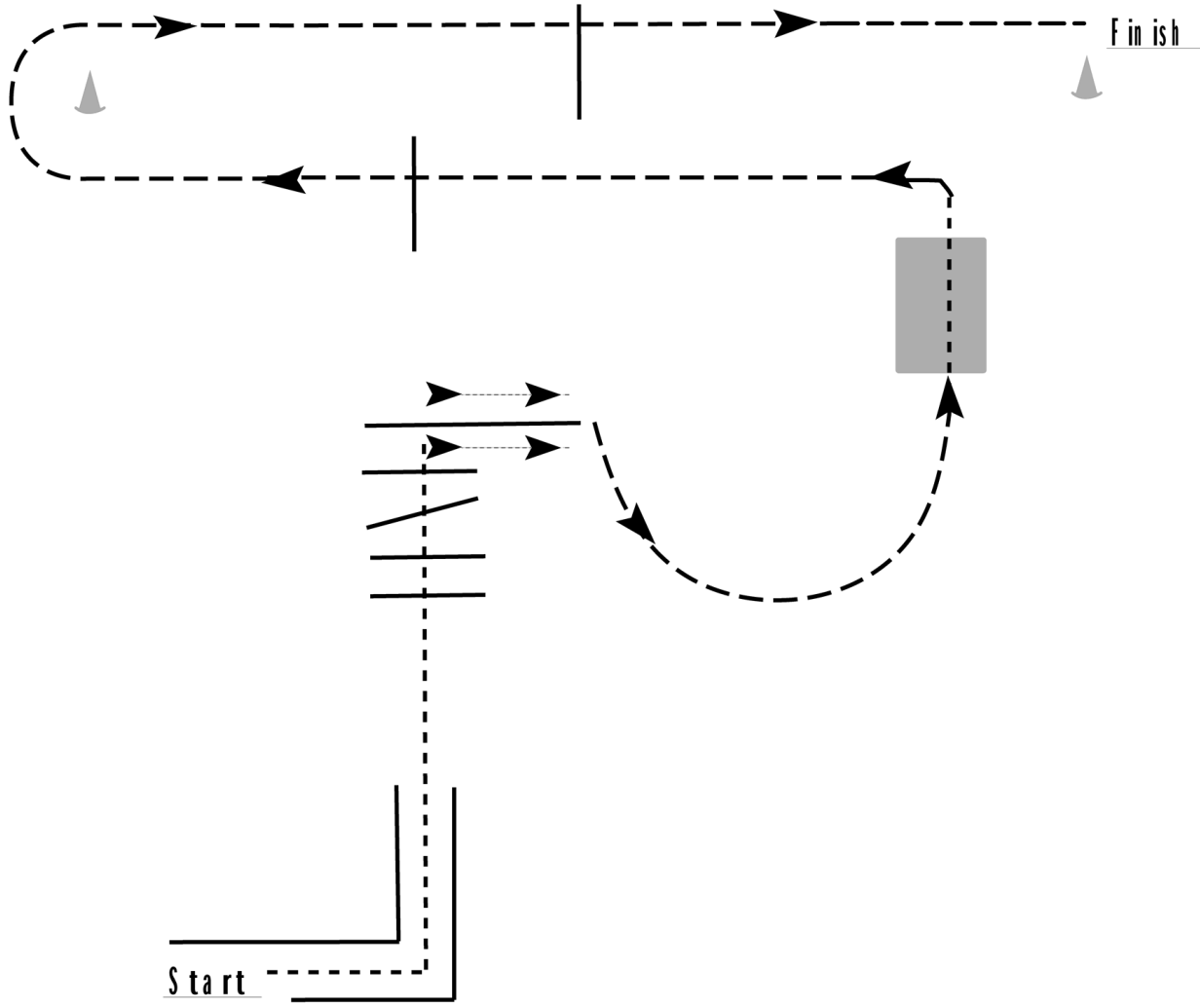
# 2024 Feathered Horse Classic West

## All In Hand Trail

Show Date: June 1-2, 2024

w w w . H o r s e S h o w P a t t e r n s . c o m

w w w . H o r s e S h o w P a t t e r n s . c o m



1. Walk thru L
2. Walk over logs.
3. Sidepass final log to the right.
4. Jog to bridge.
5. Walk over bridge.
6. Jog over pole, around cone, and over pole to finish.

Walk	-----
Jog	- - - - -
Extended Jog	- - - - -
Lope	_____
Leg Yield	
Lead Change	— / —
Back	← ← ← ← ←
Marker	Ⓚ
Sidepass	← — — — — →

[T/WT-26]

Pattern Provided by:  
*FHC Judges*

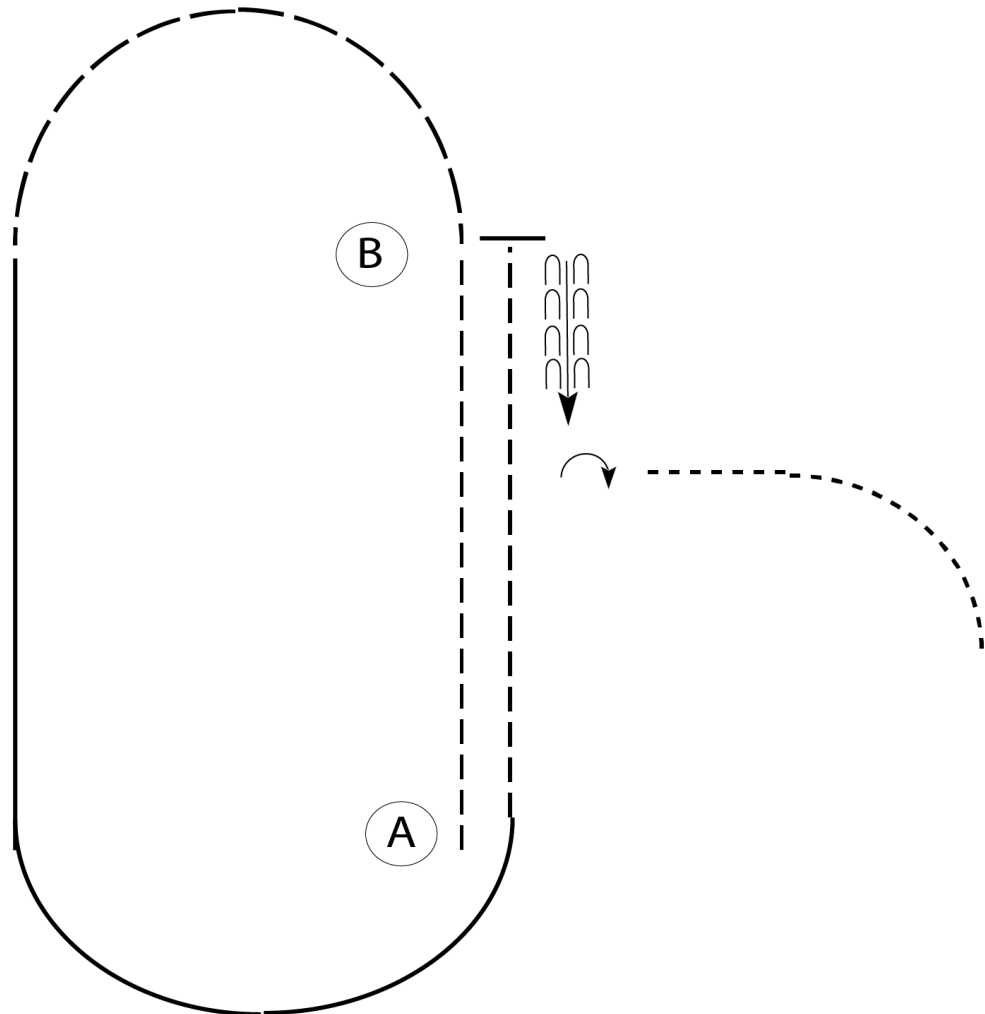
# 2024 Feathered Horse Classic West

## All WJL Western Horsemanship

Show Dates: June 1-2, 2024

www.HorseShowPatterns.com

www.HorseShowPatterns.com



Be ready at A.

1. Jog from A to B.
2. Extend the jog in a half circle.
3. Lope on the left lead until even with A.
4. Jog to B.
5. Stop, back one horse length and perform a 90 degree turn to the right.
6. Pattern is complete. Exit at the walk.

Walk	-----
Jog	- - - - -
Extended Jog	— — — —
Lope	
Lead Change	— / —
Back	← C C C C
Marker	ⓑ

[WH/1-109]

Pattern Provided by:

*FHC Judges*

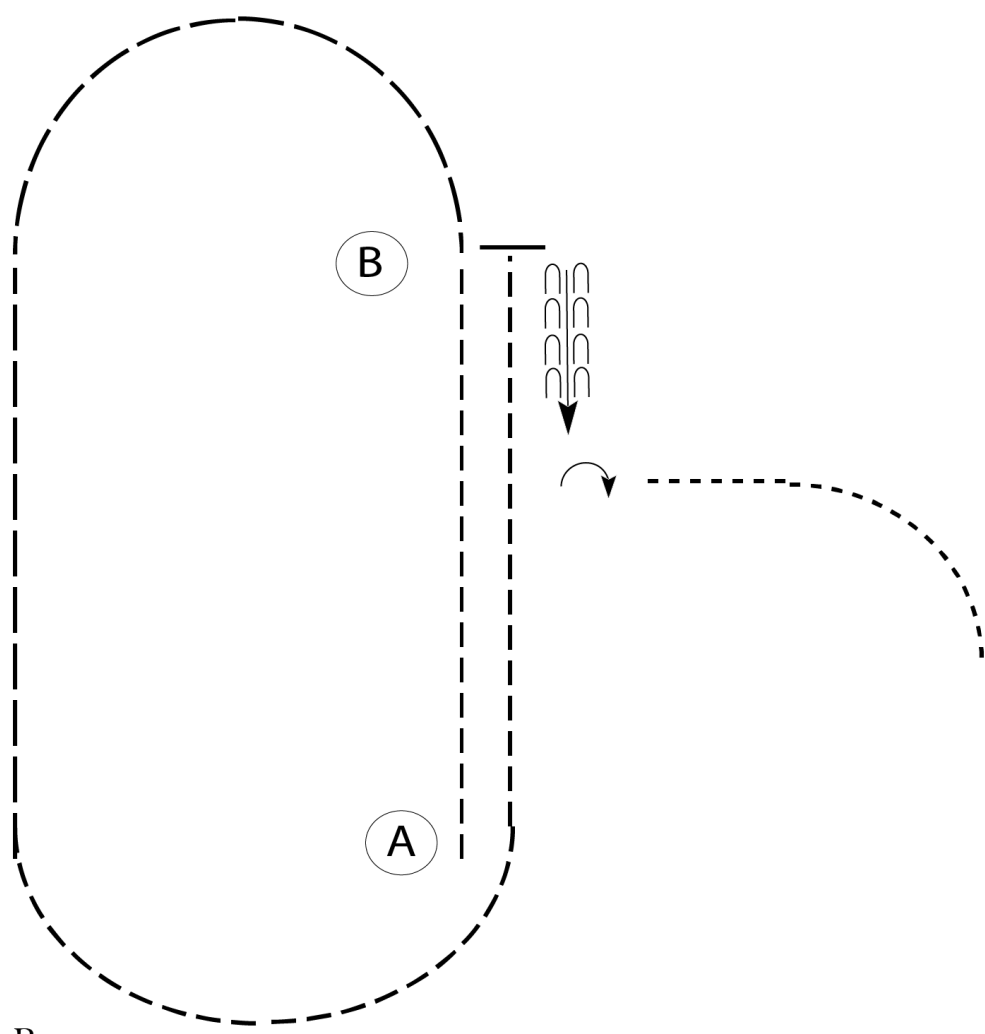
# 2024 Feathered Horse Classic West

## All WJ Western Horsemanship

Show Date: June 1-2, 2024

w w w . H o r s e S h o w P a t t e r n s . c o m

w w w . H o r s e S h o w P a t t e r n s . c o m



Be ready at A.

1. Jog from A to B.
2. Extend the jog in a half circle.
3. Continue the extended jog on a straight line until even with A.
4. Jog a half circle then a straight line to B.
5. Stop, back one horse length and perform a 90 degree turn to the right.
6. Pattern is complete. Exit at the walk.

Walk	-----
Jog	- - - - -
Extended Jog	— — — —
Lope	
Lead Change	— / —
Back	← — — — —
Marker	(B)

[WH/WT-109]

Pattern Provided by:  
*FHC Judges*