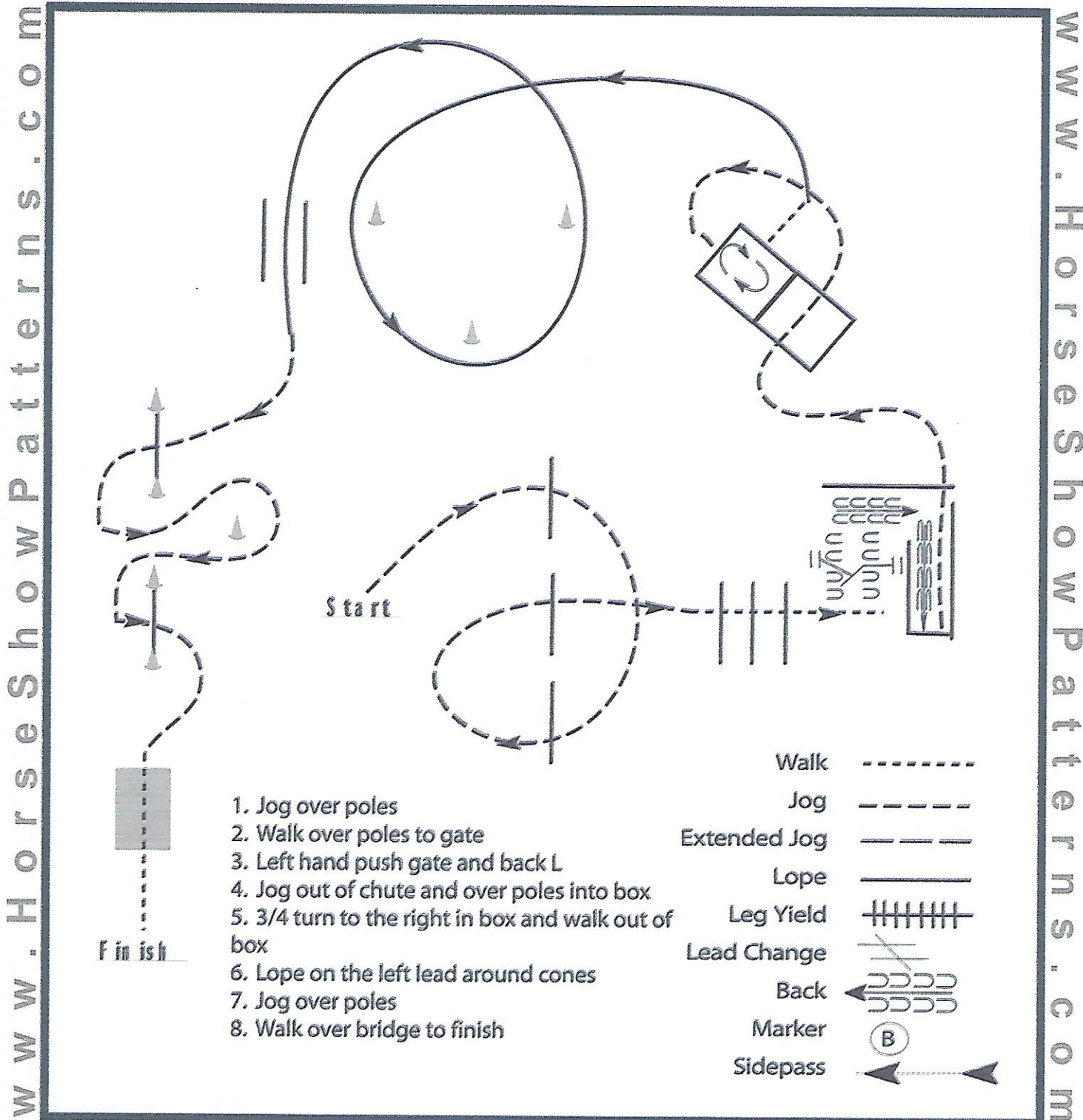


California FHC Show 1 & 2

Jog instead of Lope for In Hand & WJ Trail



1. Jog over poles
2. Walk over poles to gate
3. Left hand push gate and back L
4. Jog out of chute and over poles into box
5. 3/4 turn to the right in box and walk out of box
6. Lope on the left lead around cones
7. Jog over poles
8. Walk over bridge to finish

Walk
Jog	-----
Extended Jog	-----
Lope	—————
Leg Yield	
Lead Change	↘
Back	←←←←←
Marker	⊙ B
Sidepass	←-----

Pattern Provided by:

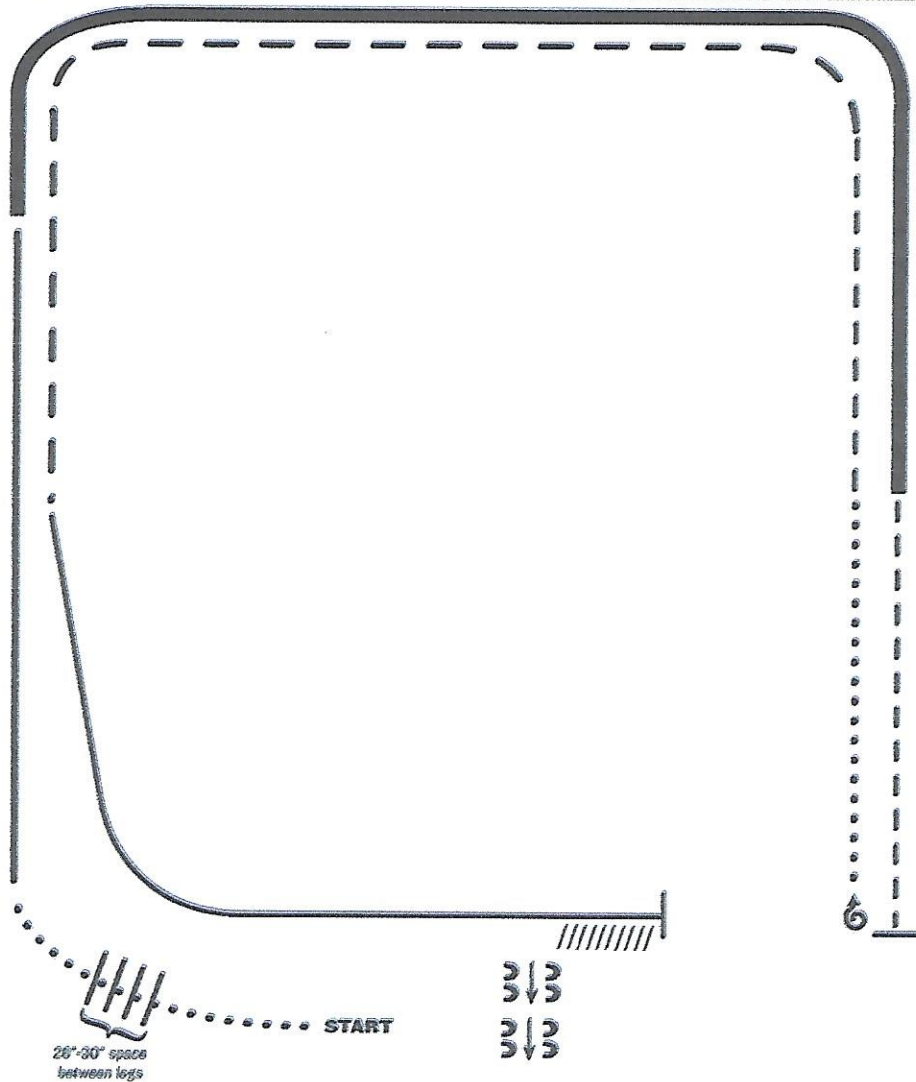
[T/1-13]

California FHC Show 1 & 2 Feathered Horse Classic

Ranch Riding W/J/L

www.HorseShowPatterns.com

www.HorseShowPatterns.com



1. Walk
2. Walk over legs
3. Lope right lead
4. Extended lope (right lead)
5. Trot
6. Stop, 1 1/2 turns right
7. Walk
8. Trot
9. Extended trot
10. Lope left lead
11. Stop and Back
12. Side pass right

Note: The drawn description of this pattern is only intended for the general depiction of the pattern. Exhibitors should utilize the arena space to best exhibit their horses.

[RR/AQHA-6]

Pattern Provided by:

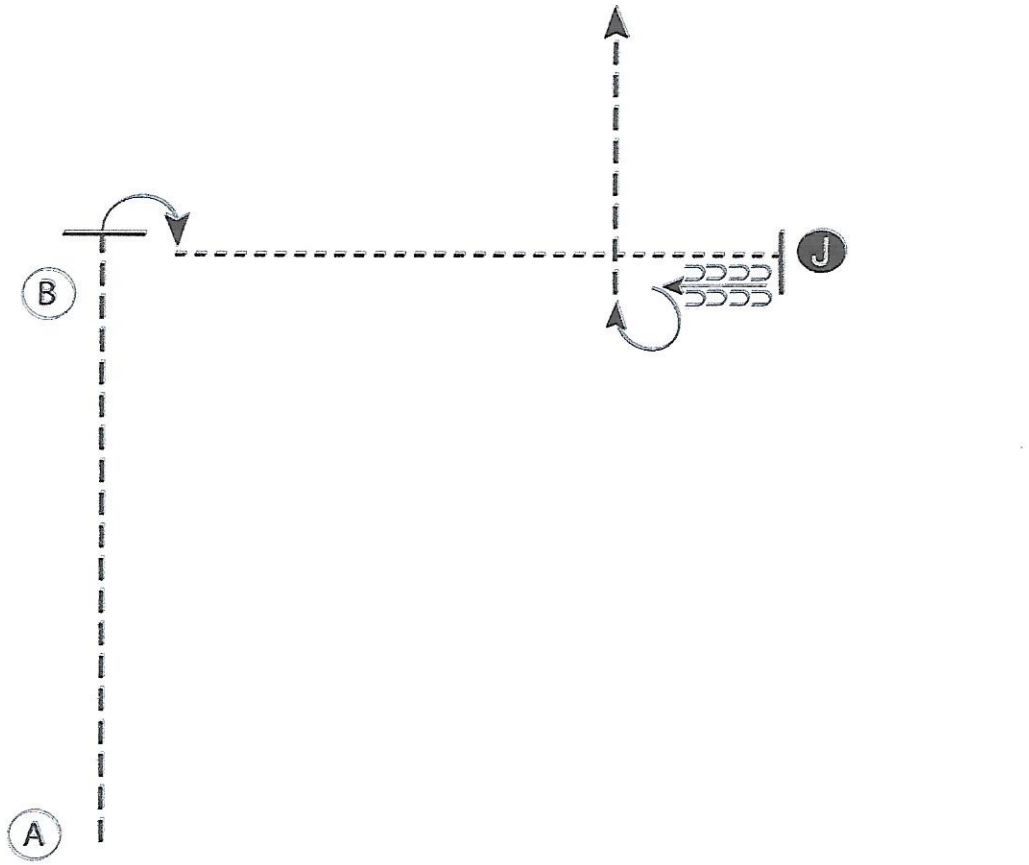
Judges

California FHC Show 1 & 2 Feathered Horse Classic

Showmanship (all)

w w w . H o r s e S h o w P a t t e r n s . c o m

w w w . H o r s e S h o w P a t t e r n s . c o m



1. Begin at A. Trot from A past B
2. Stop and perform a 90 degree turn
3. Walk to the Judge, stop and set up for inspection
4. When dismissed back one horse length and perform a 270 degree turn
5. Trot to the line-up

Walk	-----
Trot	- - - - -
Back	←-----
Marker	ⓑ
Judge	ⓙ

[S/1-14]

Pattern Provided by:

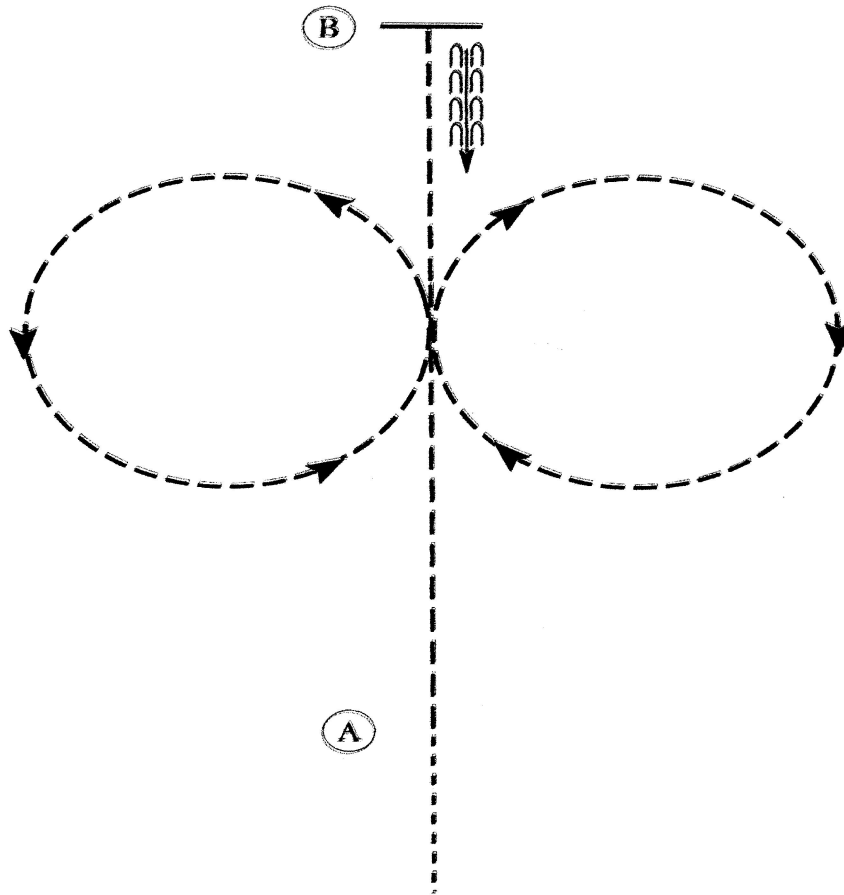
Judges

California FHC Show 1 & 2 Feathered Horse Classic

English Equitation W/T

www.HorseShowPatterns.com

www.HorseShowPatterns.com



1. Walk to A.
2. At A sitting trot towards B.
3. When halfway to B posting trot circle to the right followed by a posting trot circle to the left.
4. Continue the posting trot to B.
5. At B stop and back approximately one horse length.

Walk	-----
Trot	- - - - -
Extended Trot	— — — —
Canter	—————
Leg Yield	
Lead Change	↗ ↘
Back	←←←← →→→→
Marker	Ⓚ
Sidepass	←→
Hand Gallop	———

[HSE/WT-4]

Pattern Provided by:

Judges

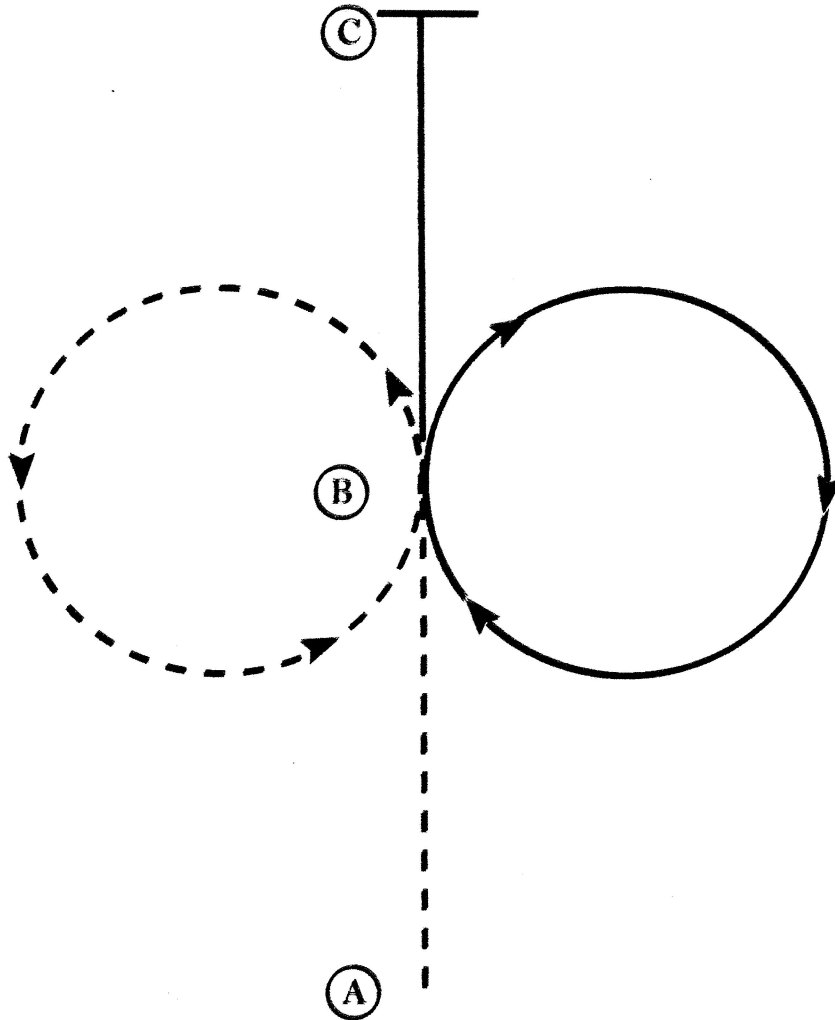
California FHC Show 1 & 2 Feathered Horse Classic

Western Horsemanship

www.HorseShowPatterns.com

www.HorseShowPatterns.com

1. Jog A to B
2. At B jog a circle to the left
3. At B lope a circle to the right on the right lead
4. Continue the lope to C
5. At C stop



Walk
Jog	-----
Extended Jog	-----
Lope	—————
Leg Yield	
Lead Change	↘
Back	←←←←
Marker	⊙ B
Sidepass	→←

[WH/1-9]

Pattern Provided by:

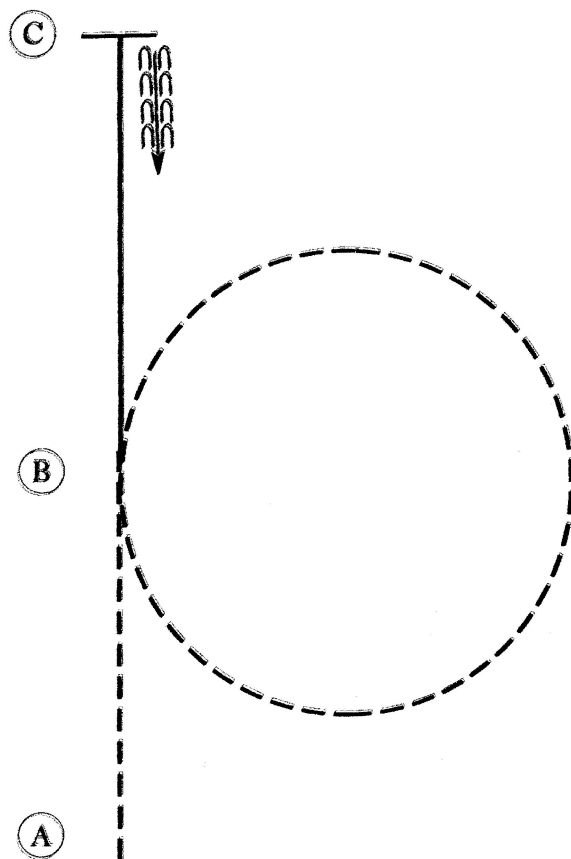
Judges

California FHC Show 1 & 2 Feathered Horse Classic

English Equitation

www.HorseShowPatterns.com

www.HorseShowPatterns.com



Be ready before A.

1. Sitting trot A to B.
2. At B, posting trot circle to the right on proper diagonal.
3. At B, canter on the left lead to C.
4. Stop at C and back approximately one horse length.

Walk	-----
Trot	- - - - -
Extended Trot	-----
Canter	=====
Leg Yield	
Lead Change	/
Back	←←←←←
Marker	⊙
Sidepass	←←←←←
Hand Gallop	=====

[HSE/1-2]

Pattern Provided by:

Judges