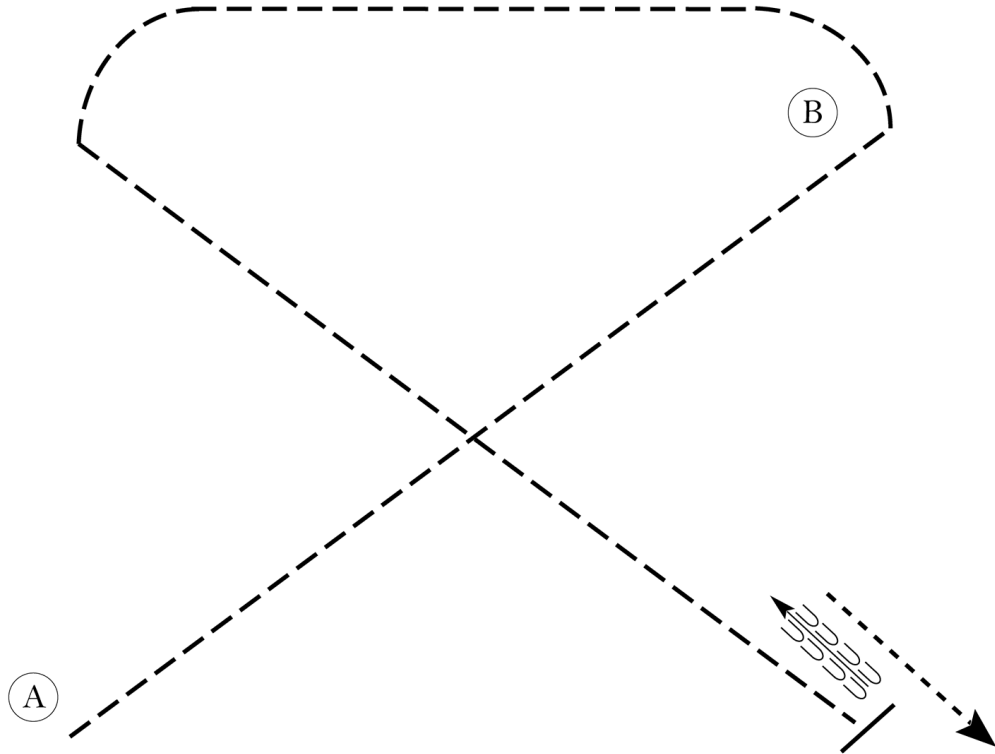


# Tennessee Feathered Horse Classic

## All WT English Equitation

Show Date: 08-27-2022



Be ready at A.

1. Sitting trot halfway to B.
2. Posting trot on the right diagonal to and around B.
3. Continue to trot on the right diagonal in a straight line and round the left side of arena.
4. After rounding the corner, change diagonals and post on the left diagonal across the arena toward the stop.
5. Halt when even with A and back approximately one horse length.
6. Demonstrate a walk for at least two horse lengths away from pattern.

Walk	-----
Trot	-----
Extended Trot	-----
Canter	-----
Leg Yield	
Lead Change	↙↘
Back	←←←
Marker	⊙
Sidepass	←←
Hand Gallop	-----

Follow the instructions of your ring steward.

[HSE/WT-61]

Pattern Provided by:

*FHC Judges*

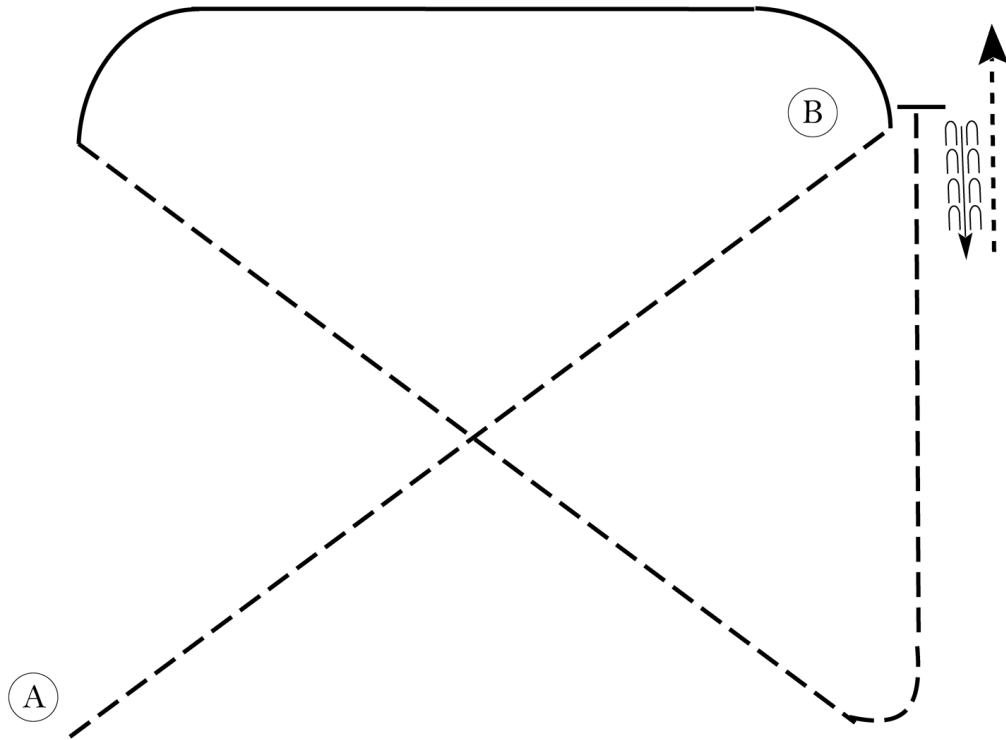
# Tennessee Feathered Horse Classic

## All WTC English Equitation

Show Date: 08-27-2022

www.HorseShowPatterns.com

www.HorseShowPatterns.com



Be ready at A.

1. Sitting trot halfway to B.
2. Posting trot on the right diagonal to B.
3. Canter on the left lead from B across the arena..
4. Round the arena, then break to a left diagonal posting trot across the arena.
5. Sitting trot in a straight line to B.
6. Halt at B and back approximately one horse length.
7. Demonstrate a forward walk in a straight line from B for at least two horse lengths.

Follow the instructions of your ring steward.

Walk	.....
Trot	-----
Extended Trot	-----
Canter	—————
Leg Yield	
Lead Change	—/—
Back	←←←←
Marker	ⓑ
Sidepass	←-----←
Hand Gallop	-----

[HSE/1-61]

Pattern Provided by:

*FHC Judges*

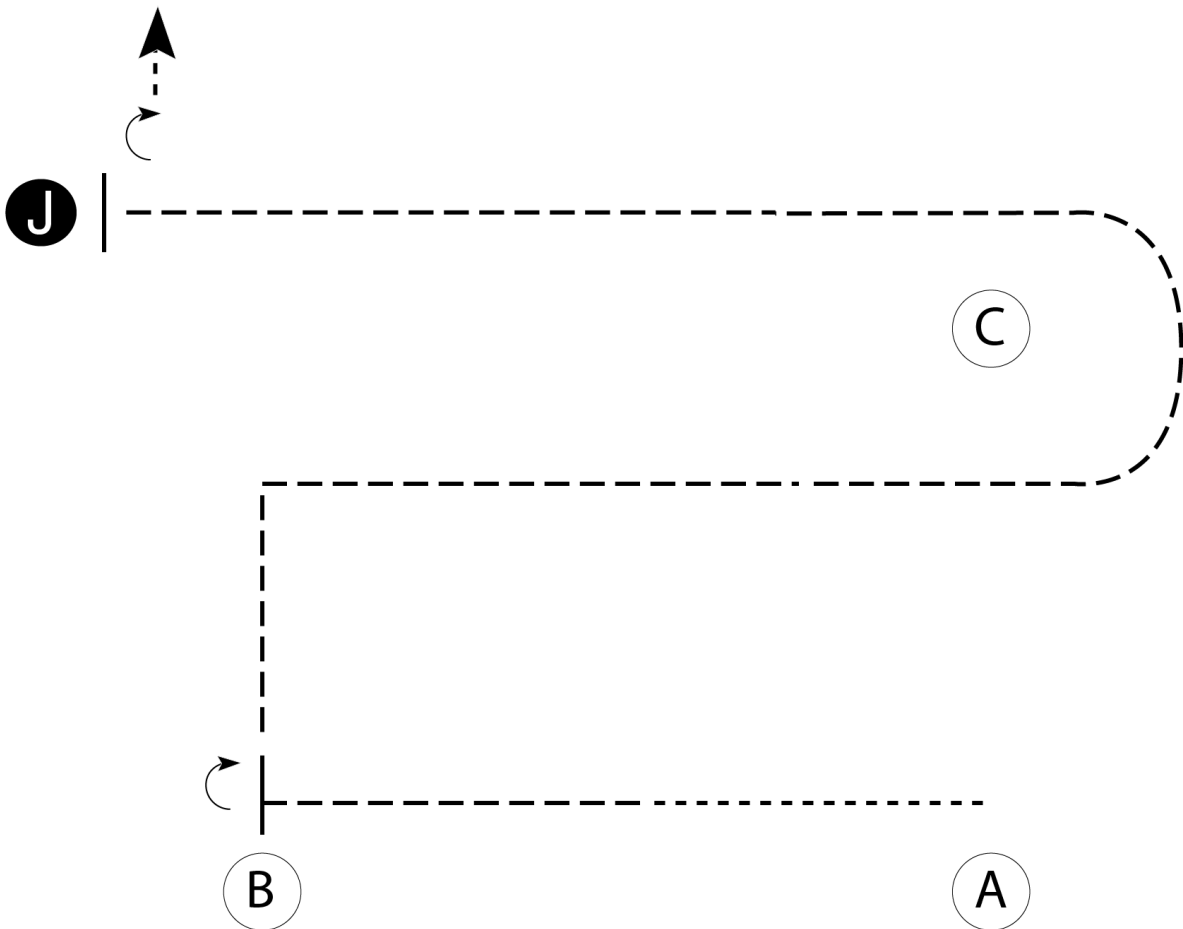
# Tennessee Feathered Horse Classic

## All Showmanship

Show Date: 08-27-2022

w w w . H o r s e S h o w P a t t e r n s . c o m

w w w . H o r s e S h o w P a t t e r n s . c o m



Be ready at A.

1. Walk halfway from A to B.
2. Trot until your horse's hip is in line with B.
3. Stop and perform a 90 degree turn.
4. Trot a semi square corner and continue to trot around C and to Judge.
5. Stop and set up for inspection.
6. When dismissed, perform a 90 degree turn and exit at a walk.

Walk	-----
Trot	- - - - -
Back	← ⊞ ⊞ ⊞ ⊞
Marker	⊞
Judge	⊙

Follow the instructions of your ring steward.

[S/1-87]

Pattern Provided by:

*FHC Judges*

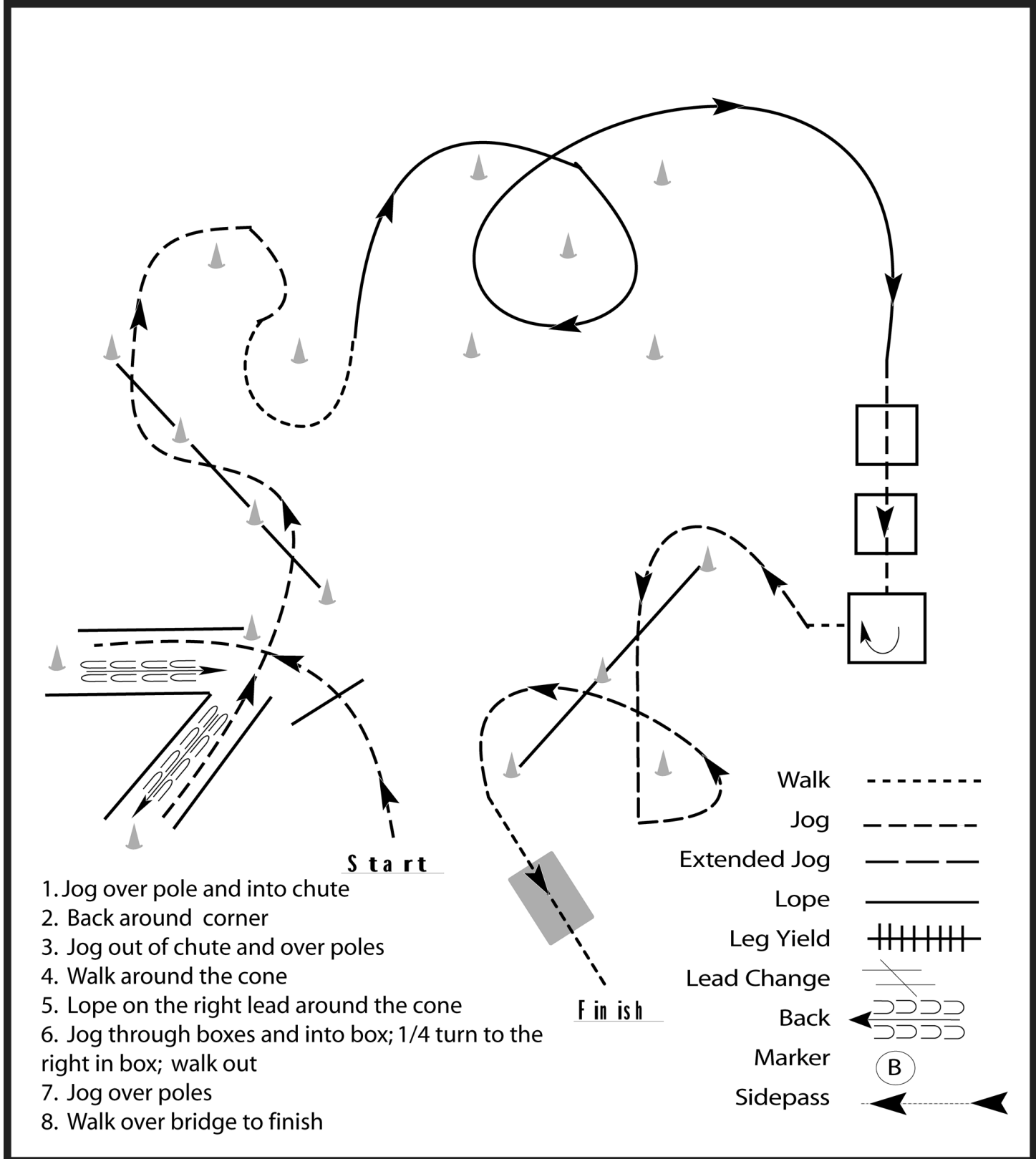
# Tennessee Feathered Horse Classic

## All WJL Trail U/S

Show Date: 08-27-2022

www.HorseShowPatterns.com

www.HorseShowPatterns.com



1. Jog over pole and into chute
2. Back around corner
3. Jog out of chute and over poles
4. Walk around the cone
5. Lope on the right lead around the cone
6. Jog through boxes and into box; 1/4 turn to the right in box; walk out
7. Jog over poles
8. Walk over bridge to finish

Walk	.....
Jog	-----
Extended Jog	-----
Lope	—————
Leg Yield	
Lead Change	//////
Back	←←←←
Marker	(B)
Sidepass	←-----→

[T/1-15]

Pattern Provided by:  
*FHC Judges*

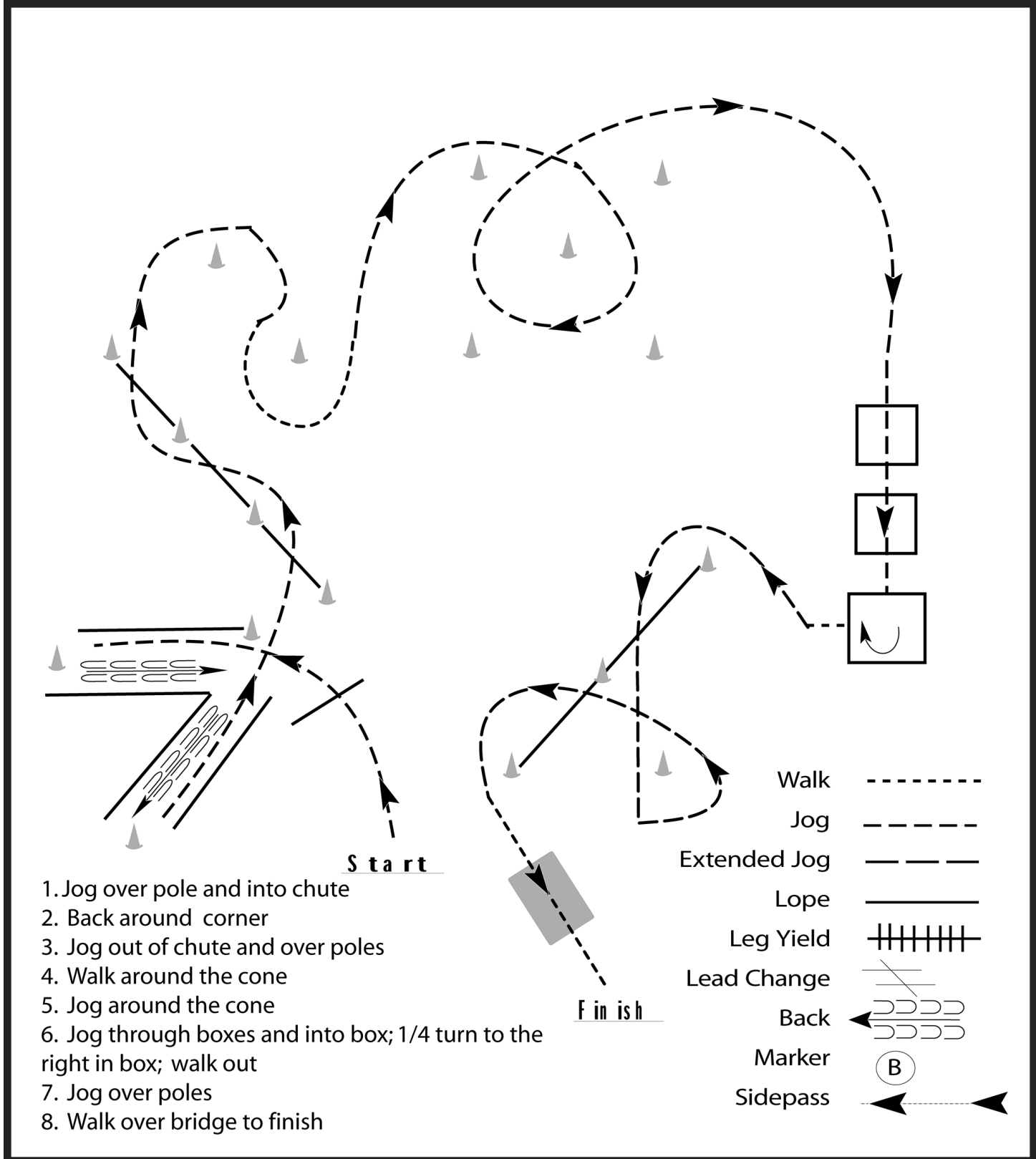
# Tennessee Feathered Horse Classic

## All In Hand & WJ Trail U/S

Show Date: 08-27-2022

www.HorseShowPatterns.com

www.HorseShowPatterns.com



1. Jog over pole and into chute
2. Back around corner
3. Jog out of chute and over poles
4. Walk around the cone
5. Jog around the cone
6. Jog through boxes and into box; 1/4 turn to the right in box; walk out
7. Jog over poles
8. Walk over bridge to finish

Walk	-----
Jog	-----
Extended Jog	-----
Lope	-----
Leg Yield	
Lead Change	-----
Back	←←←←
Marker	(B)
Sidepass	←-----→

[T/WT-15]

Pattern Provided by:  
*FHC Judges*

# Tennessee Feathered Horse Classic

## All WJ Western Horsemanship

Show Date: 08-27-2022

w w w . H o r s e S h o w P a t t e r n s . c o m

w w w . H o r s e S h o w P a t t e r n s . c o m



Be ready at A.

1. Extended trot from A to B.
2. Slow to a jog and jog to and around C.
3. Jog halfway to D.
4. Walk to D.
5. Stop and back approximately one horse length.

Follow the instructions of your ring steward.

Walk	-----
Jog	- - - - -
Extended Jog	— — — —
Lope	
Lead Change	— / —
Back	← u u u u
Marker	(B)

[WH/WT-89]

Pattern Provided by:

*FHC Judges*

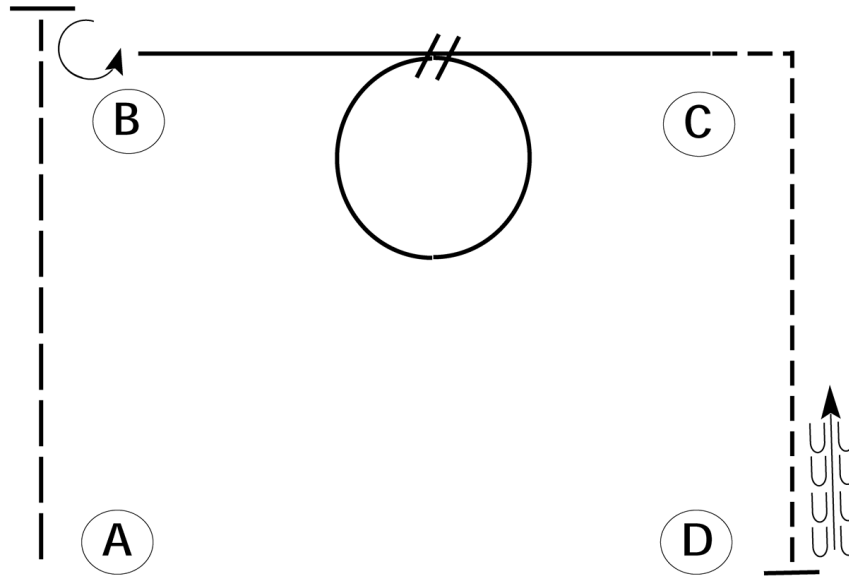
# Tennessee Feathered Horse Classic

## All WJL Western Horsemanship

Show Date: 08-27-2022

W W W . H O R S E S H O W P A T T E R N S . C O M

W W W . H O R S E S H O W P A T T E R N S . C O M



Be ready at A.

1. Extended trot from A past B.
2. Stop past B and perform a 270 degree turn to the left.
3. Lope on the left lead halfway to C.
4. Perform a simple lead change and lope a circle to the right.
5. Continue to lope to C.
6. At C, break to a jog and jog to D.
7. Stop and back approximately one horse length.

Follow the instructions of your ring steward.

Walk	-----
Jog	- - - - -
Extended Jog	— — — —
Lope	—————
Lead Change	⊘
Back	← — — — —
Marker	⊙

[WH/1-88]

Pattern Provided by:

*FHC Judges*