

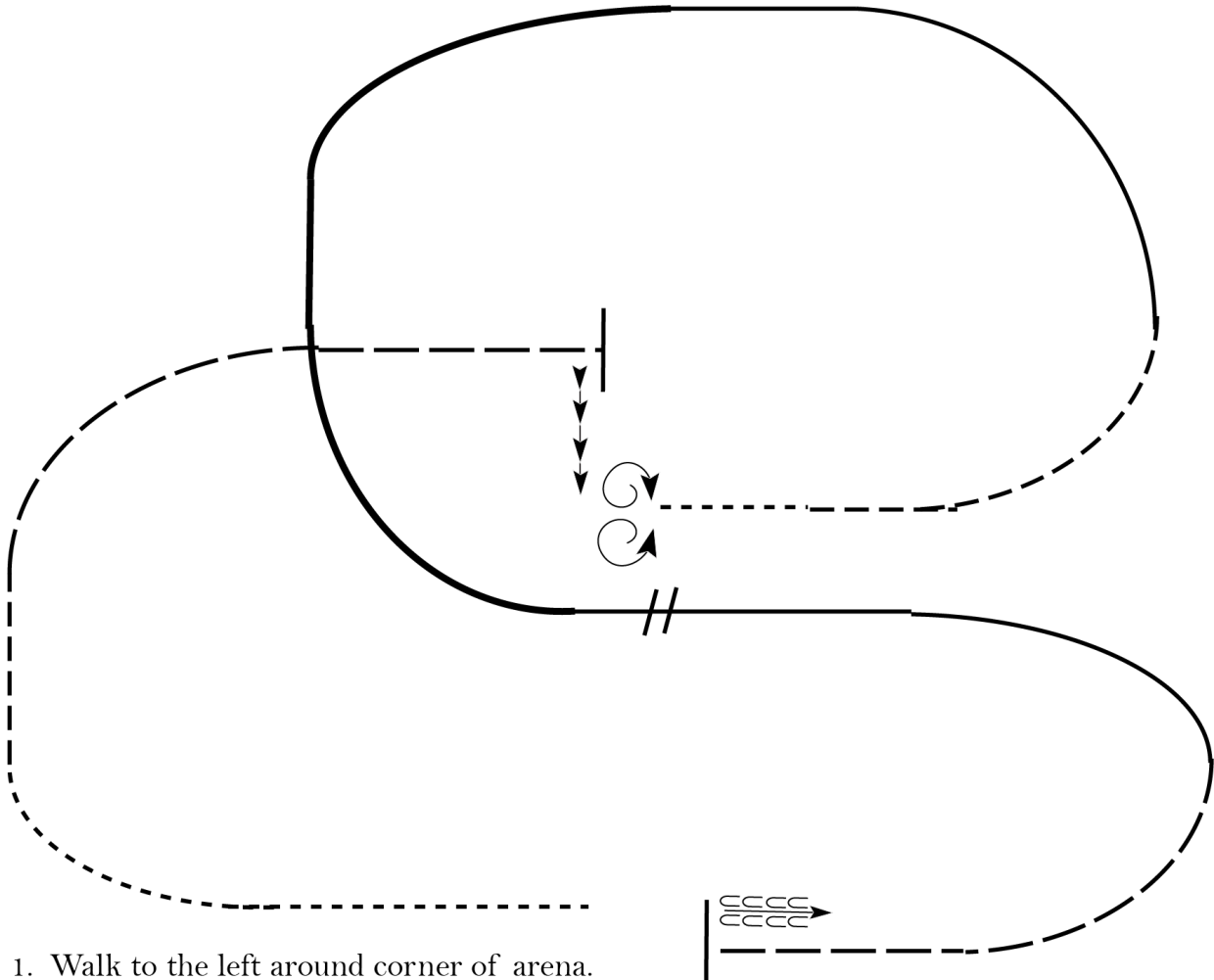
California Feathered Horse Classic

for WJ - Jog for Lope, Ex Jog for Ex Lope (Ranch Riding)

Show Date: 07-31-2021

www.HorseShowPatterns.com

www.HorseShowPatterns.com



1. Walk to the left around corner of arena.
2. Trot
3. Extend alongside of the arena and around the corner to center.
4. Stop, side pass right
5. 360 degree turn each direction (either way 1st)
6. Walk.
7. Trot.
8. Lope left lead
9. Extend the lope
10. Change leads (simple or flying)
11. Collect to the lope
12. Extend trot
13. Stop and back

Walk	-----
Jog	- - - - -
Extended Jog	- - - - -
Lope	—————
Lead Change	— / —
Back	← ← ← ← ←
Marker	(B)

[RR/3]

Pattern Provided by:
FHC Judges

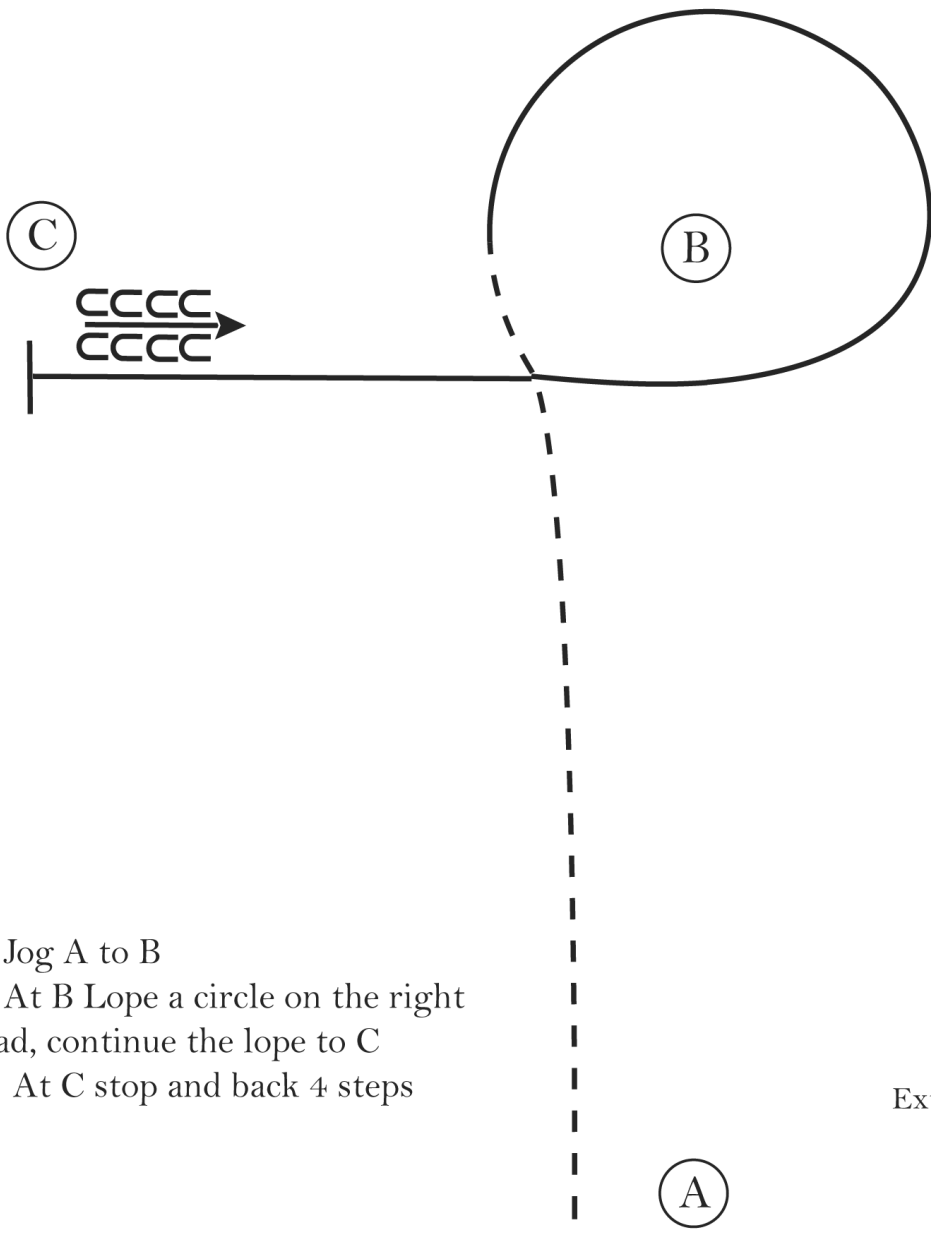
California Feathered Horse Classic

Non Pro WJL Western Equitation

Show Date: 07-31-2021

www.HorseShowPatterns.com

www.HorseShowPatterns.com



1. Jog A to B
2. At B Lope a circle on the right lead, continue the lope to C
4. At C stop and back 4 steps

- Walk (dotted line)
- Jog - - - - - (dashed line)
- Extended Jog - - - - - (long dashed line)
- Lope _____ (solid line)
- Leg Yield ||||| (vertical lines)
- Lead Change / \ (diagonal lines)
- Back ← C C C C (rows of 'C' with arrow)
- Marker (B) (circle with 'B')
- Sidepass ← - - - - (dashed arrow)

[WH/1-7]

Pattern Provided by:
FHC Judges

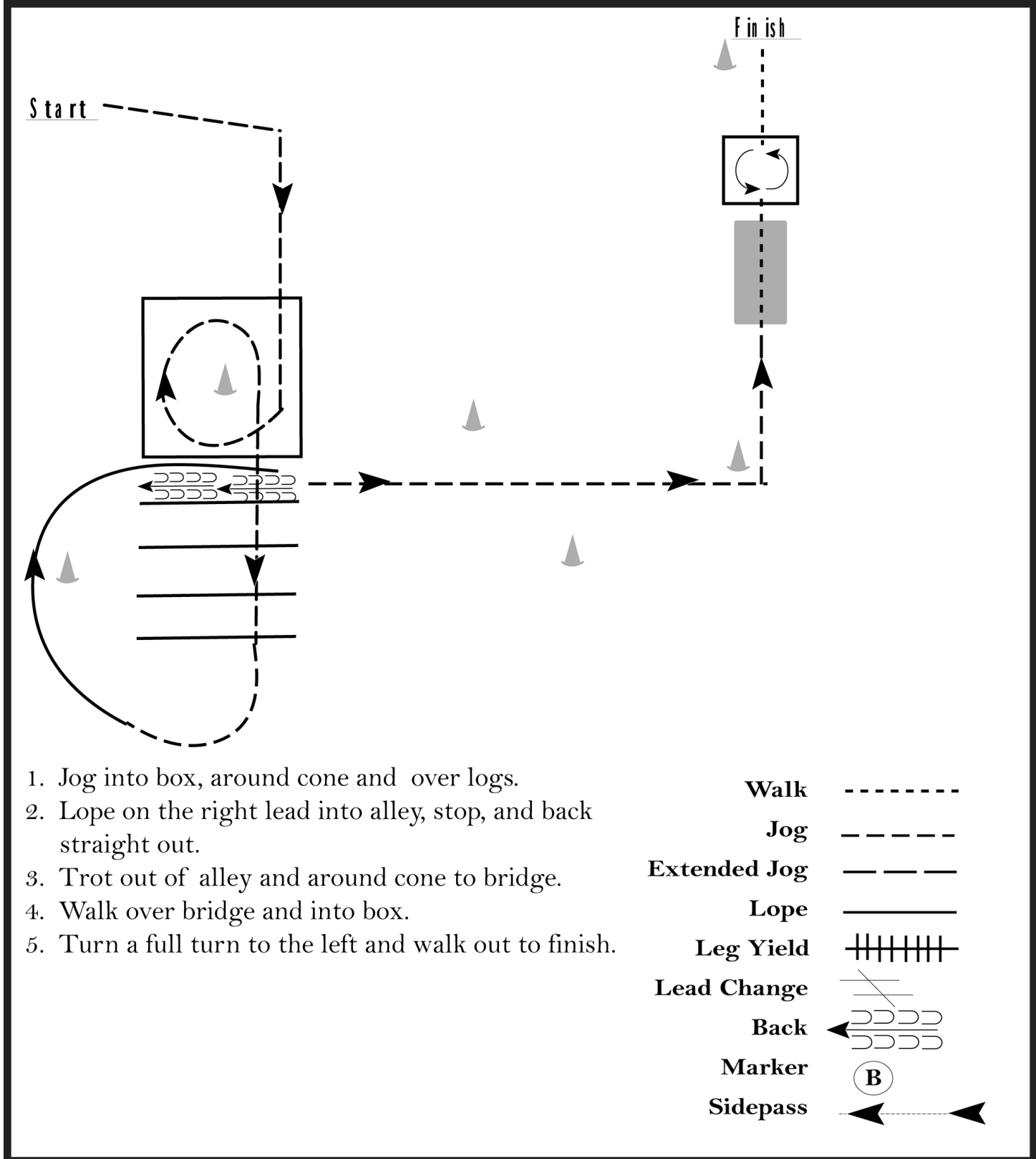
California Feathered Horse Classic

All WJL Trail

Show Date: 07-31-2021

www.HorseShowPatterns.com

www.HorseShowPatterns.com



1. Jog into box, around cone and over logs.
2. Lope on the right lead into alley, stop, and back straight out.
3. Trot out of alley and around cone to bridge.
4. Walk over bridge and into box.
5. Turn a full turn to the left and walk out to finish.

Walk
Jog	-----
Extended Jog	- - - - -
Lope	—————
Leg Yield	
Lead Change	///
Back	←←←
Marker	ⓑ
Sidepass	←-----→

[T/1-28]

Pattern Provided by:

FHC Judges

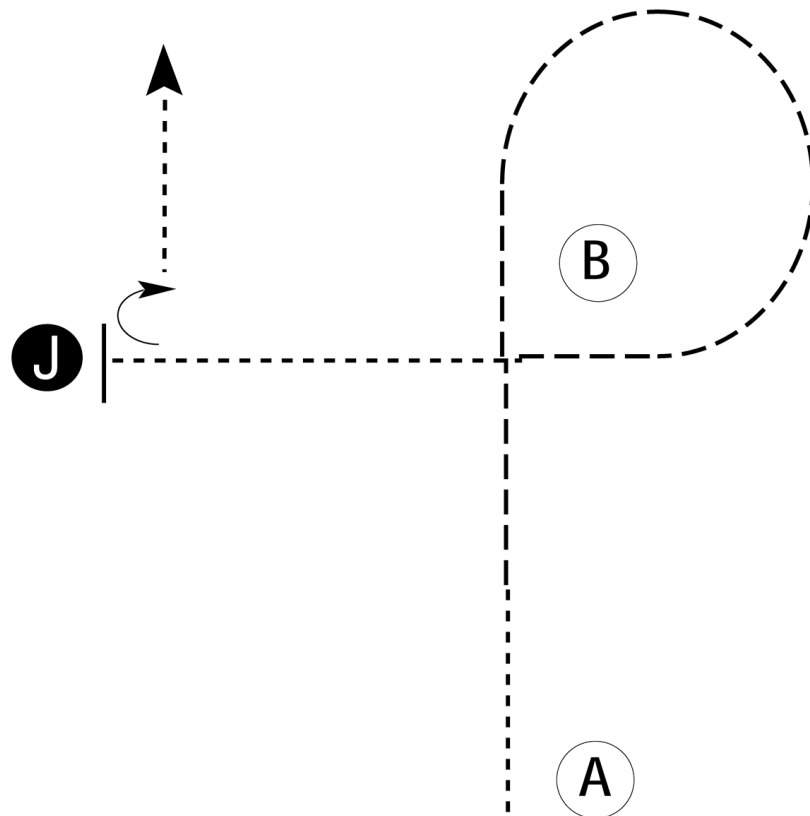
California Feathered Horse Classic

Non Pro Showmanship

Show Date: 07-31-2021

w w w . H o r s e S h o w P a t t e r n s . c o m

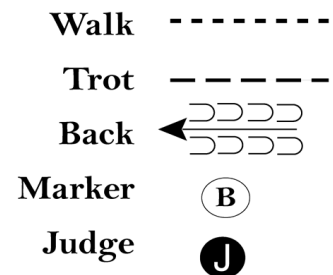
w w w . H o r s e S h o w P a t t e r n s . c o m



Be ready at A.

1. Walk halfway to B.
2. Trot to and around B as shown.
3. When just past B, walk to judge and set up for inspection.
4. When dismissed, perform a 90 degree turn and walk away.

Follow the instructions of your ring steward.



[S/WT-79]

Pattern Provided by:

FHC Judges

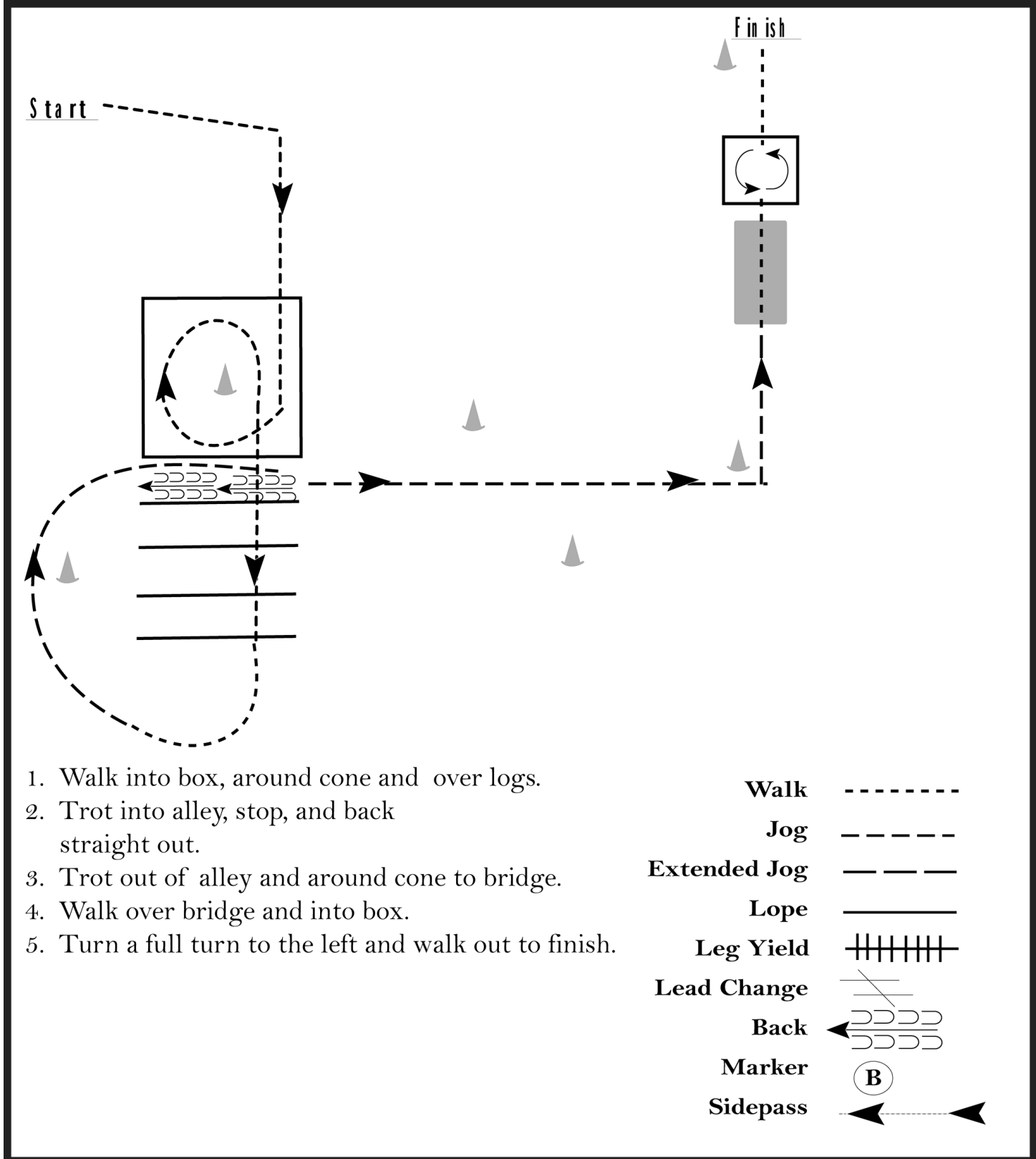
California Feathered Horse Classic

All In Hand Trail & Walk/Jog Trail

Show Date: 07-31-2021

w w w . H o r s e S h o w P a t t e r n s . c o m

w w w . H o r s e S h o w P a t t e r n s . c o m



1. Walk into box, around cone and over logs.
2. Trot into alley, stop, and back straight out.
3. Trot out of alley and around cone to bridge.
4. Walk over bridge and into box.
5. Turn a full turn to the left and walk out to finish.

Walk
Jog	-----
Extended Jog	- - - - -
Lope	—————
Leg Yield	
Lead Change	////
Back	←←←←←
Marker	ⓑ
Sidepass	←-----→

[T/WT-28]

Pattern Provided by:
FHC Judges

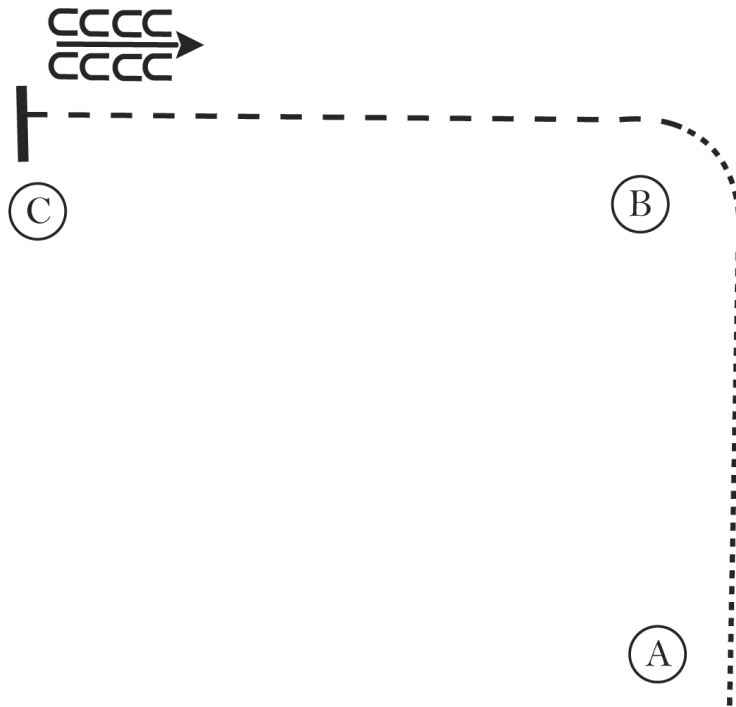
California Feathered Horse Classic

Non Pro WJ Western Equitation

Show Date: 07-31-2021

w w w . H o r s e S h o w P a t t e r n s . c o m

w w w . H o r s e S h o w P a t t e r n s . c o m



1. Walk A to B
2. Jog B to C
3. At C stop and back

Walk
Jog	-----
Extended Jog	-----
Lope	————
Leg Yield	
Lead Change	↘
Back	← C C C C C C C C
Marker	(B)
Sidepass	←-----→

[WH/WT-4]

Pattern Provided by:

FHC Judges

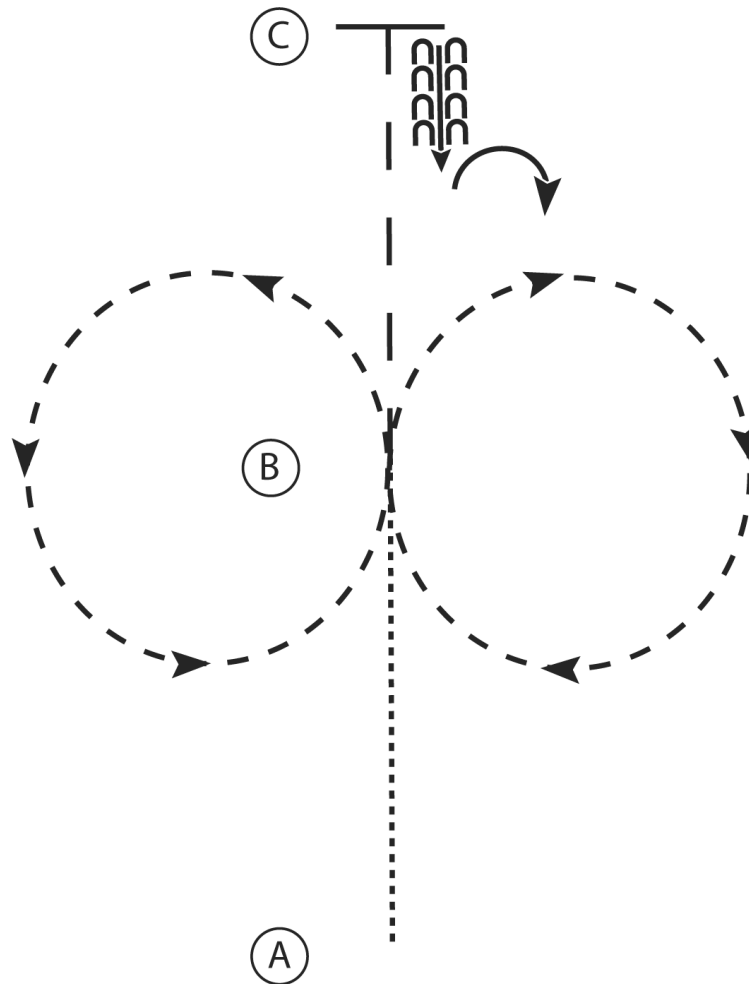
California Feathered Horse Classic

Non Pro WT English Equitation

Show Date: 07-31-2021

w w w . H o r s e S h o w P a t t e r n s . c o m

w w w . H o r s e S h o w P a t t e r n s . c o m



1. Walk A to B
2. Sitting trot circle to the right
3. Posting trot circle to the left
4. At B extend the trot to C
5. Stop at C and back 4 steps
6. Perform a 90 degree turn to the right

Walk
Trot	- - - - -
Extended Trot	- - - - -
Canter	—————
Leg Yield	
Lead Change	— / —
Back	← C C C C
Marker	⊙ B
Sidepass	- - ← - - →

[HSE/WT-1]

Pattern Provided by:

FHC Judges

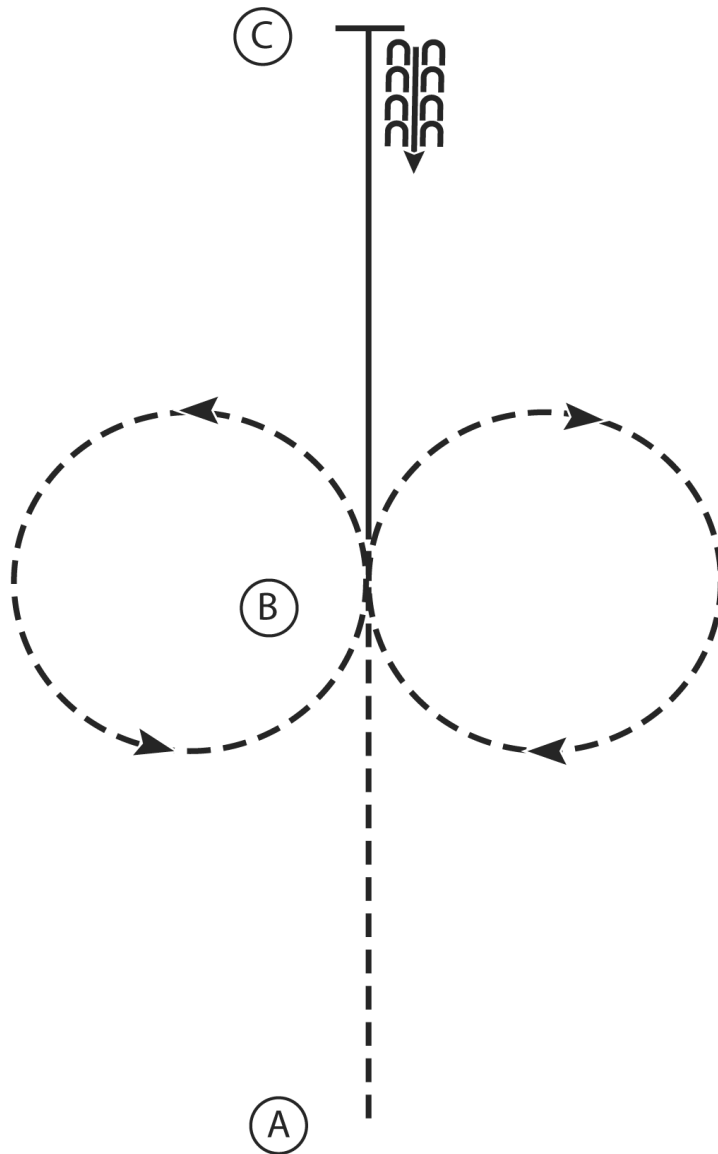
California Feathered Horse Classic

Non Pro WTC English Equitation

Show Date: 07-31-2021

www.HorseShowPatterns.com

www.HorseShowPatterns.com



1. Sitting trot A to B
2. At B posting trot circle to the right
3. At B posting trot circle to the left
4. At B canter on the left lead to C
5. At C stop and back 4 steps

Walk
Trot	- - - - -
Extended Trot	- - - - -
Canter	—————
Leg Yield	
Lead Change	↘
Back	←←←←
Marker	(B)
Sidepass	←- - - - -

[HSE/1-6]

Pattern Provided by:

FHC Judges