

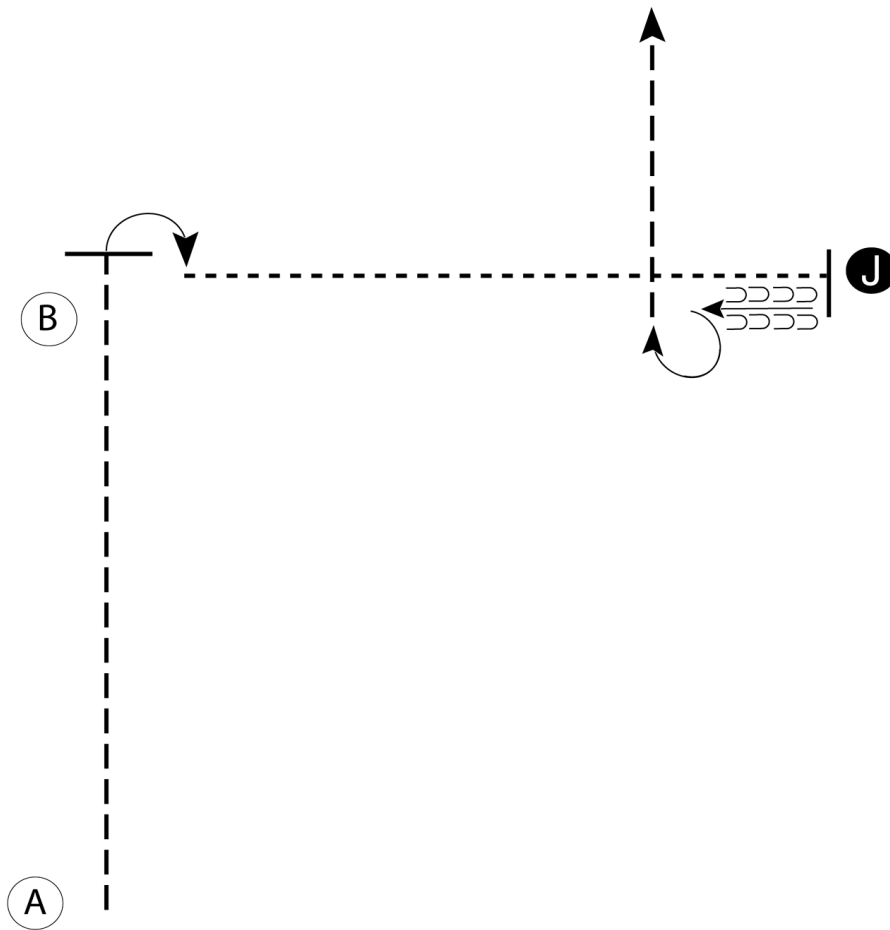
NW Feathered Horse Classic

Non Pro Showmanship


Show Date: 06/19/2021

w w w . H o r s e S h o w P a t t e r n s . c o m

w w w . H o r s e S h o w P a t t e r n s . c o m



1. Begin at A. Trot from A past B
2. Stop and perform a 90 degree turn
3. Walk to the Judge, stop and set up for inspection
4. When dismissed back one horse length and perform a 270 degree turn
5. Trot to the line-up

Walk	-----
Trot	- - - - -
Back	← 
Marker	Ⓟ
Judge	Ⓝ

[S/1-14]

Pattern Provided by:

FHC Judges

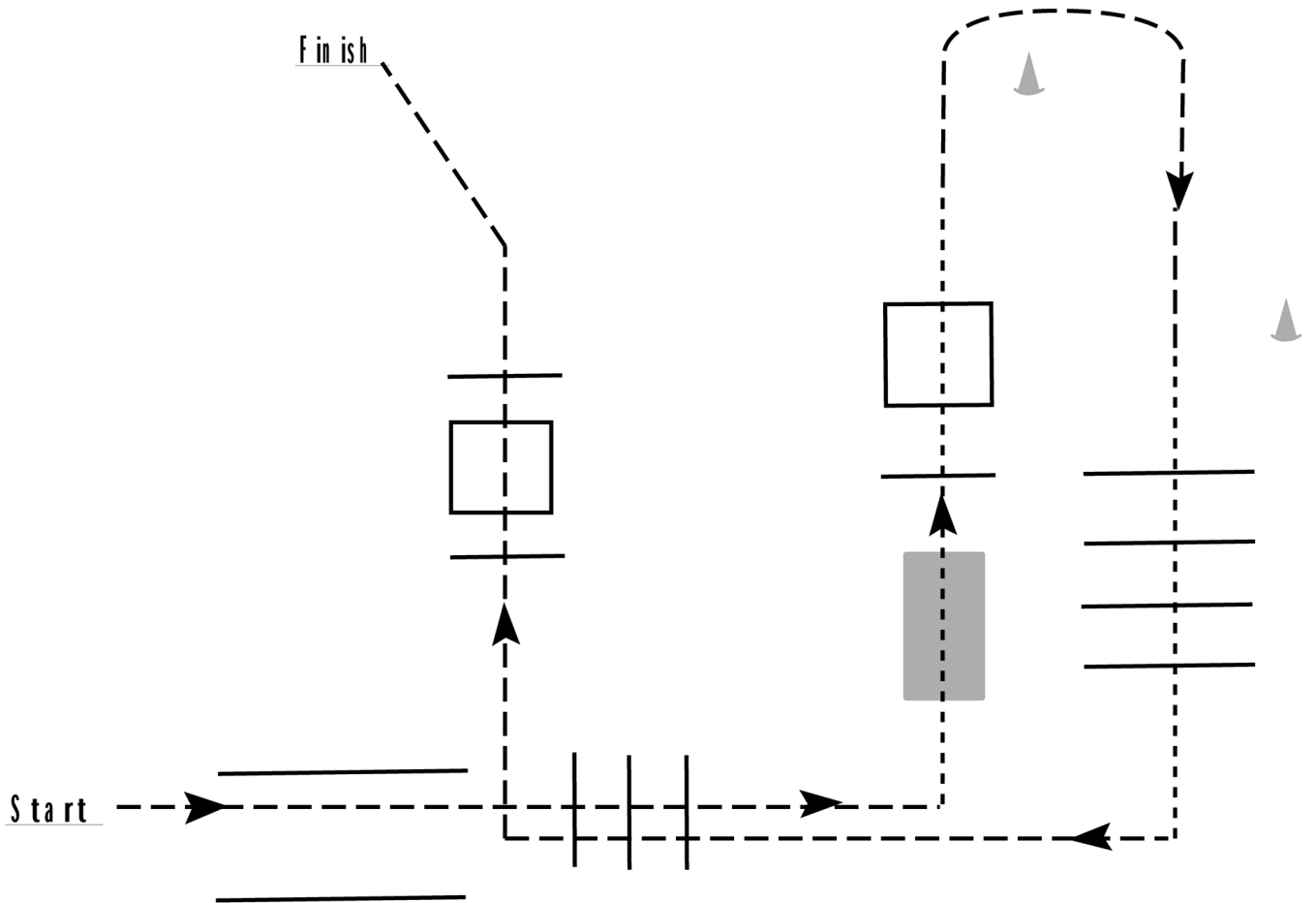
NW Feathered Horse Classic

In Hand Trail & All Walk Jog Trail

Show Date: 06/19/2021

w w w . H o r s e S h o w P a t t e r n s . c o m

w w w . H o r s e S h o w P a t t e r n s . c o m



1. Trot thru chute, over poles and to bridge.
2. Walk over bridge and poles as shown.
3. Trot around cone and to 2nd cone.
4. Walk over poles.
5. Jog over two sets of poles and to finish as shown.

Walk	-----
Jog	- - - - -
Lope	—————
Back	←←←←←
Marker	▲
Sidepass	←-----→

[T/WT-40]

Pattern Provided by:

FHC Judges

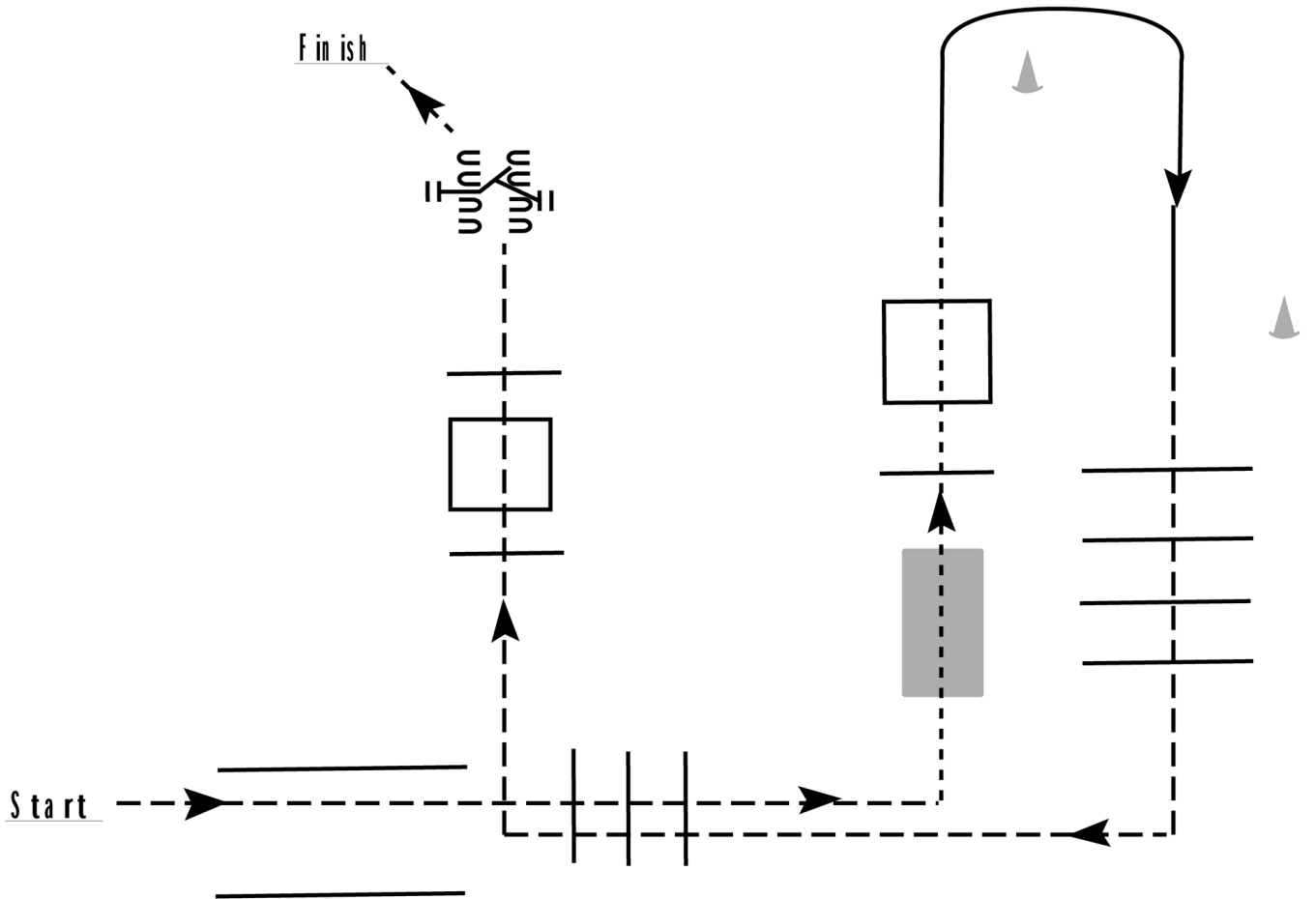
NW Feathered Horse Classic

All WJL Trail

Show Date: 06/19/2021

w w w . H o r s e S h o w P a t t e r n s . c o m

w w w . H o r s e S h o w P a t t e r n s . c o m



1. Trot thru chute, over poles and to bridge.
2. Walk over bridge and poles as shown.
3. Lope on the right lead around cone and to 2nd cone.
4. Trot over 3 sets of poles and to gate as shown.
5. Work the gate and walk to finish.

Walk	-----
Jog	- - - - -
Lope	=====
Back	←←←←←
Marker	▲
Sidepass	←-----→

[T/1-40]

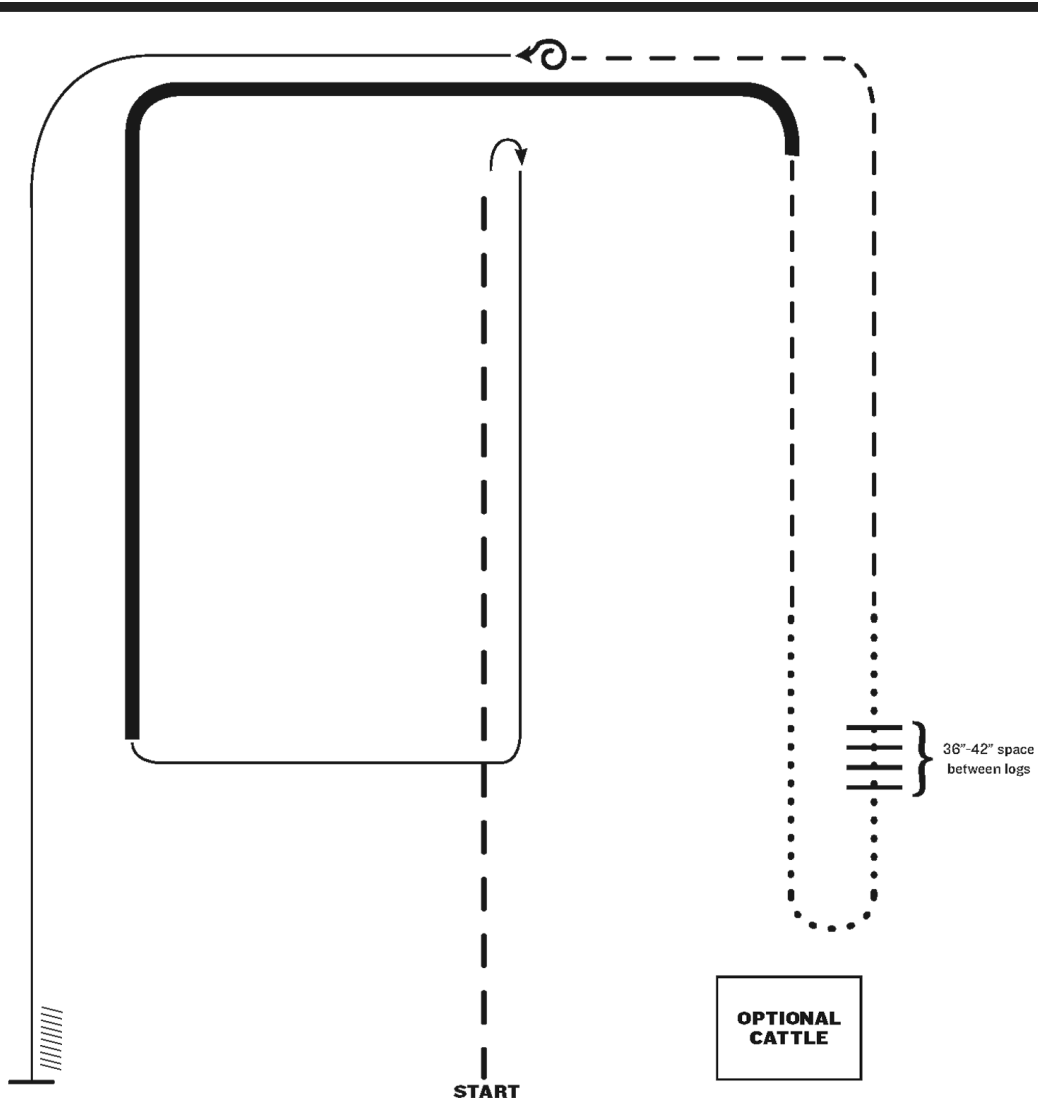
Pattern Provided by:

FHC Judges

NW Feathered Horse Classic

For WJ - Jog for Lope & Ex Jog for Ex Lope

Show Date: 06/19/2021



1. Extended trot
2. Stop, rollback right
3. Lope right lead
4. Extended lope (right lead)
5. Trot
6. Walk
7. Walk over logs
8. Walk
9. Trot
10. Stop, 360 left
11. Lope left lead
12. Stop and back

Note: The drawn description of this pattern is only intended for the general depiction of the pattern. Exhibitors should utilize the arena space to best exhibit their horses.

[RR/AQHA-15]

Pattern Provided by:

FHC Judges

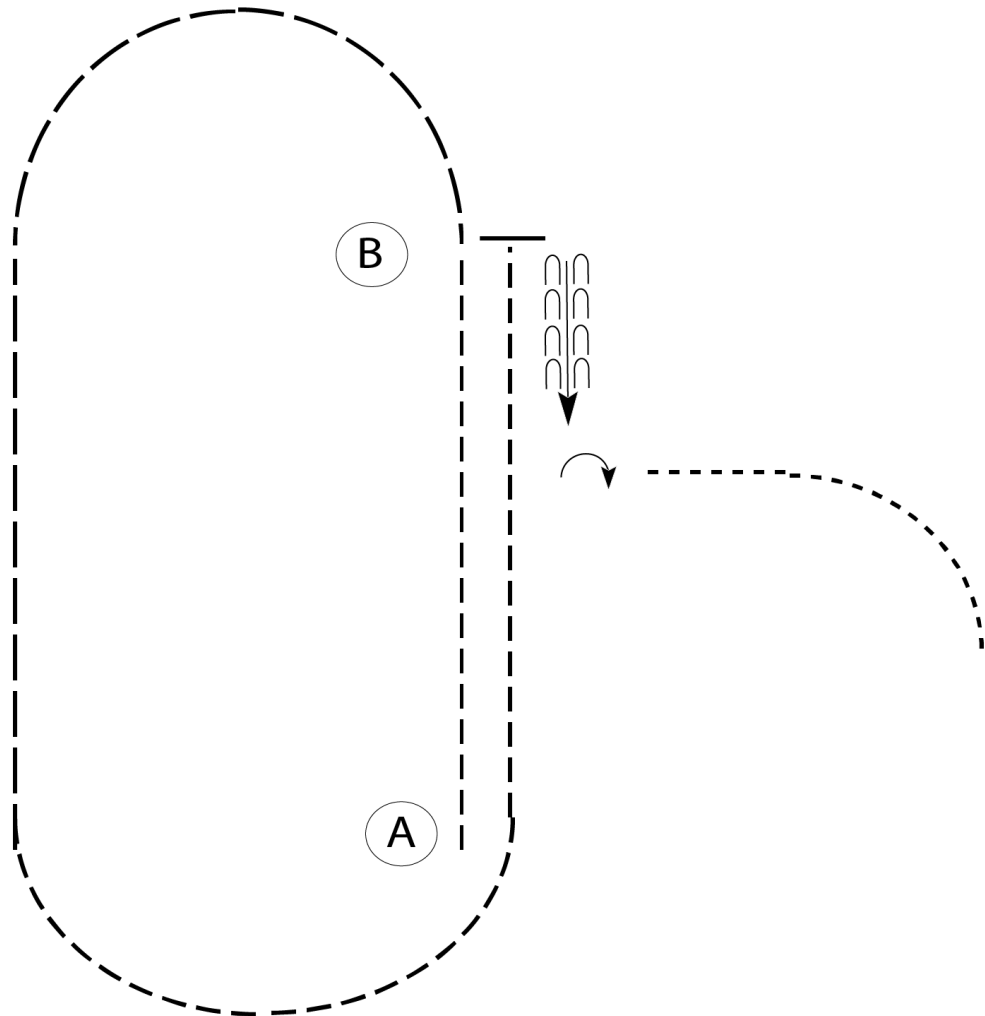
NW Feathered Horse Classic

All WJ Western Equitation

Show Date: 06/19/2021

w w w . H o r s e S h o w P a t t e r n s . c o m

w w w . H o r s e S h o w P a t t e r n s . c o m



Be ready at A.

1. Jog from A to B.
2. Extend the jog in a half circle.
3. Continue the extended jog on a straight line until even with A.
4. Jog a half circle then a straight line to B.
5. Stop, back one horse length and perform a 90 degree turn to the right.
6. Pattern is complete. Exit at the walk.

Walk	-----
Jog	- - - - -
Extended Jog	— — — — —
Lope	
Lead Change	— / —
Back	← — — — —
Marker	⊙ B

[WH/WT-109]

Pattern Provided by:

FHC Judges

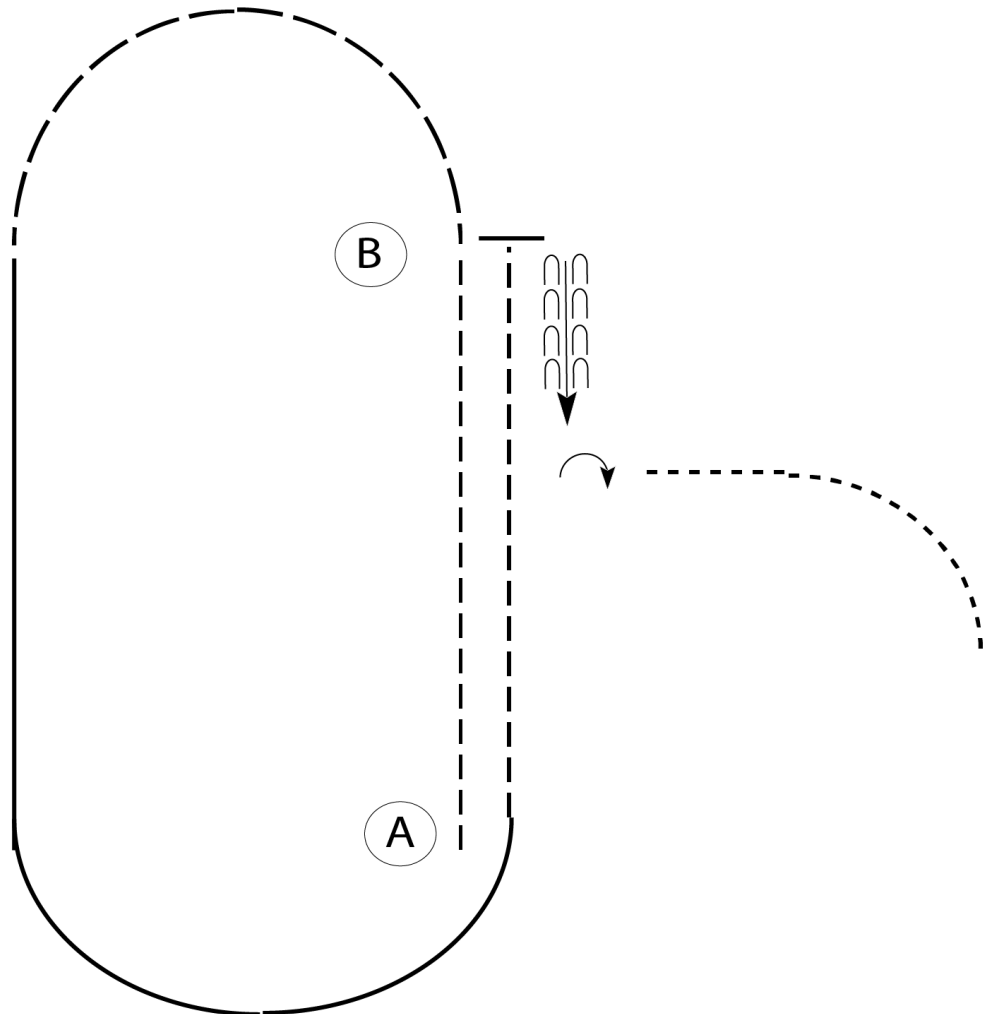
NW Feathered Horse Classic

All WJL Western Equitation

Show Date: 06/19/2021

www.HorseShowPatterns.com

www.HorseShowPatterns.com



Be ready at A.

1. Jog from A to B.
2. Extend the jog in a half circle.
3. Lope on the left lead until even with A.
4. Jog to B.
5. Stop, back one horse length and perform a 90 degree turn to the right.
6. Pattern is complete. Exit at the walk.

Walk	-----
Jog	- - - - -
Extended Jog	— — — —
Lope	
Lead Change	— / —
Back	← — — — —
Marker	ⓑ

[WH/1-109]

Pattern Provided by:

FHC Judges

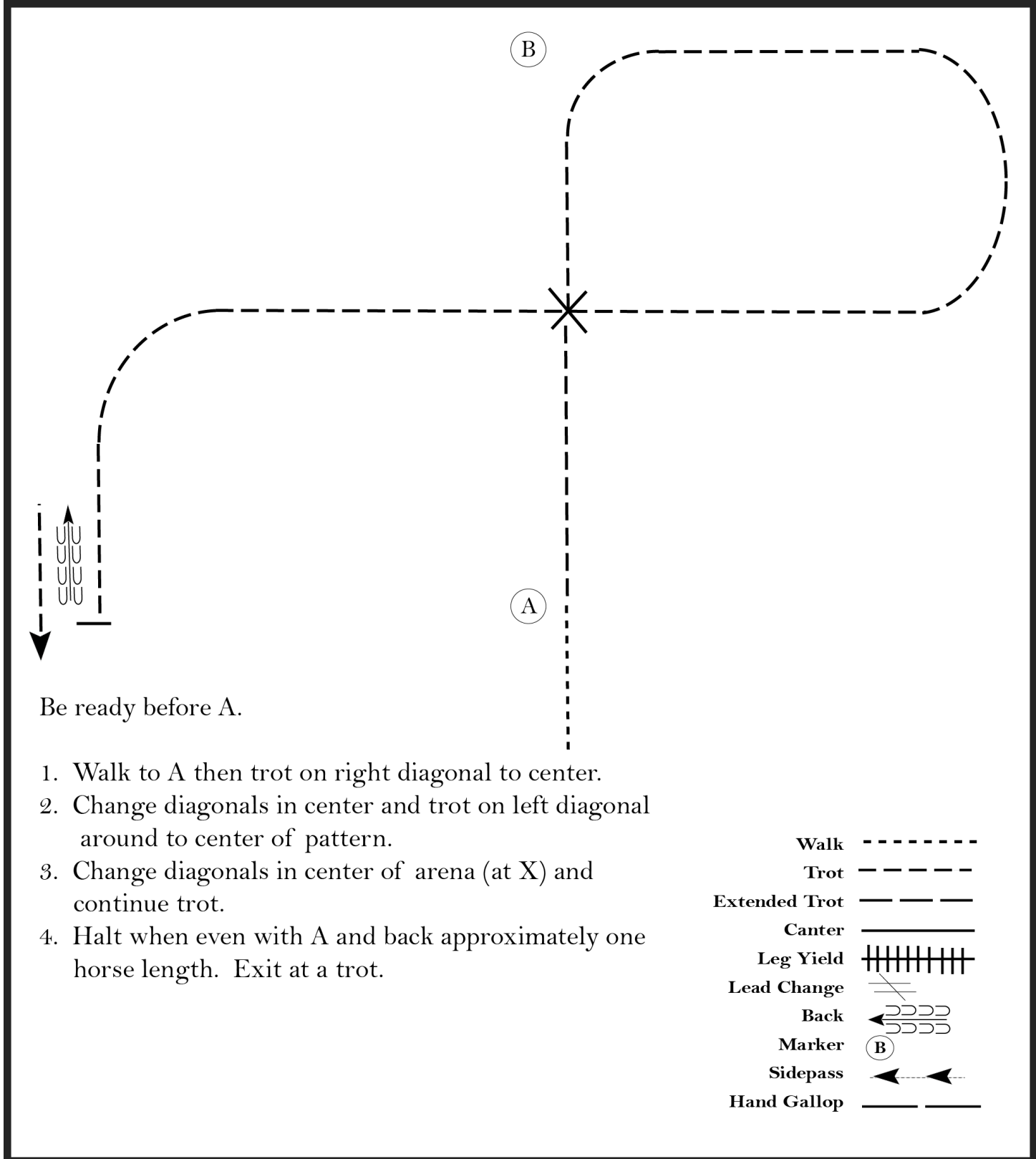
NW Feathered Horse Classic

All WT English Equitation

Show Date: 06/19/2021

w w w . H o r s e S h o w P a t t e r n s . c o m

w w w . H o r s e S h o w P a t t e r n s . c o m



Be ready before A.

1. Walk to A then trot on right diagonal to center.
2. Change diagonals in center and trot on left diagonal around to center of pattern.
3. Change diagonals in center of arena (at X) and continue trot.
4. Halt when even with A and back approximately one horse length. Exit at a trot.

Walk	-----
Trot	- - - - -
Extended Trot	_____
Canter	—————
Leg Yield	
Lead Change	—/—
Back	←←←←←
Marker	Ⓚ
Sidepass	←---→
Hand Gallop	———

[HSE/WT-113]

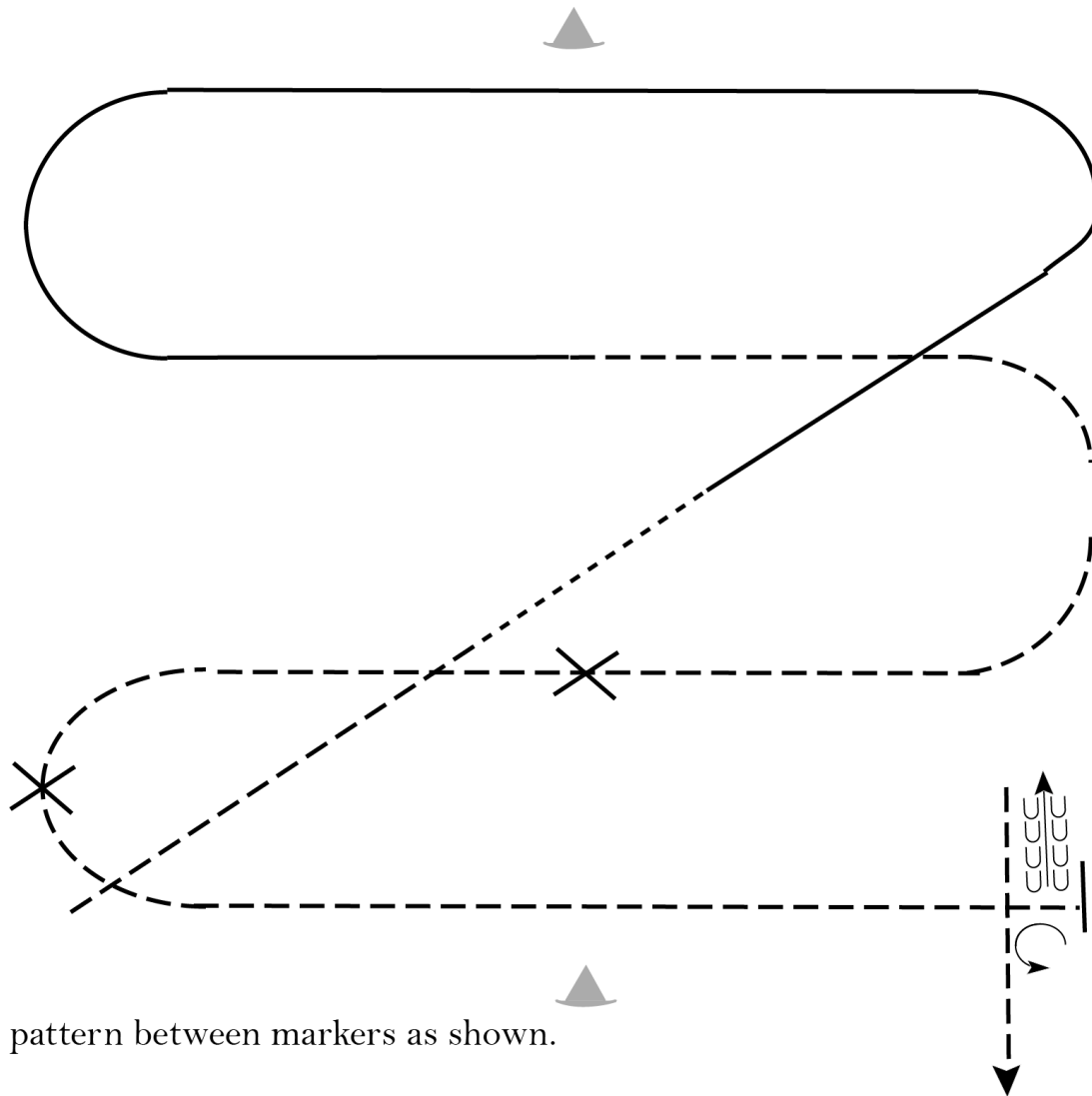
Pattern Provided by:

FHC Judges

NW Feathered Horse Classic

All WTC English Equitation

Show Date: 06/19/2021



Keep pattern between markers as shown.

1. Sitting trot then walk several strides.
2. Canter left lead around to center of pattern.
3. Posting trot on the left diagonal then sitting trot (at X).
4. Posting trot on the right diagonal (at X).
5. Halt and perform a 3/4 turn on the forehand left.
6. Back approximately 2 horse lengths then exit at a trot.

Walk	-----
Trot	- - - - -
Extended Trot	- - - - -
Canter	—————
Leg Yield	
Lead Change	///
Back	←←←
Marker	(B)
Sidepass	←←
Hand Gallop	———

[HSE/1-112]

Pattern Provided by:

FHC Judges