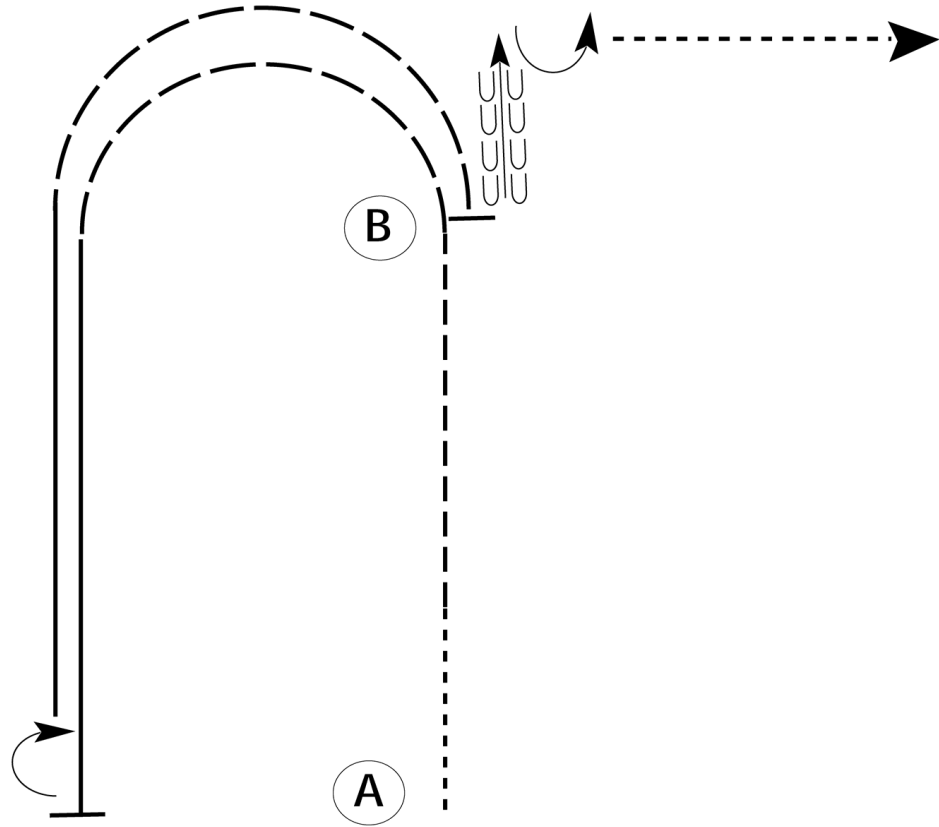


Ocala Feathered Horse Classic

All WJL Western Horsemanship

Show Date: 05-08-2021



Be ready at A.

1. Walk approximately 2 horse lengths from A.
2. Jog to B.
3. Extend the jog in a half circle.
4. Lope on the left lead until even with A.
5. Stop and perform a 180 degree turn to the right.
6. Lope on the right lead until even with B.
7. Extend the jog to B.
8. Stop at B and back approximately one horse length.
9. Perform a 90 degree turn to the left and walk straight away.

Follow the instructions of your ring steward.

| | |
|--------------|-----------|
| Walk | ----- |
| Jog | - - - - - |
| Extended Jog | — — — — |
| Lope | |
| Lead Change | ↙ ↘ |
| Back | ← ← ← ← |
| Marker | ⊙ B |

[WH/2-84]

Pattern Provided by:

FHC Judges

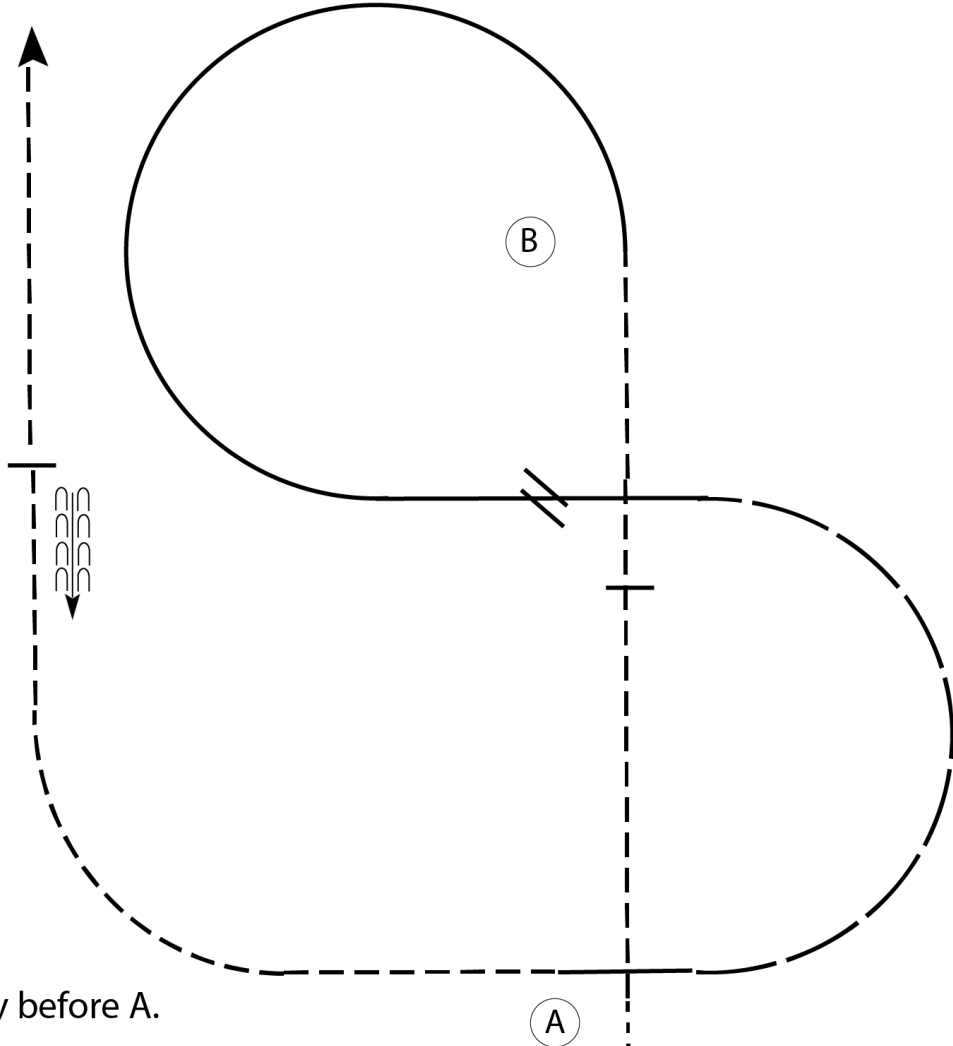
Ocala Feathered Horse Classic

All WTC English Equitation

Show Date: 05-08-2021

www.HorseShowPatterns.com

www.HorseShowPatterns.com



Be ready before A.

1. Walk to A. Left diagonal trot halfway to B.
2. Halt for 3 seconds. Right diagonal trot to B.
3. Left lead canter in circle to center of pattern.
4. Change leads.
5. Right lead canter a few strides then hand gallop in half circle until even with A.
6. Demonstrate a sitting trot for 3-4 strides then trot in a 2 point position around corner and halfway down line.
7. Halt and back approximately one horse length. Sitting trot to exit.

| | |
|---------------|-----------|
| Walk | |
| Trot | - - - - - |
| Extended Trot | - - - - - |
| Canter | ————— |
| Leg Yield | |
| Lead Change | /// |
| Back | ←←←←← |
| Marker | ⓑ |
| Sidepass | ←- - - -→ |
| Hand Gallop | ————— |

[HSE/2-83]

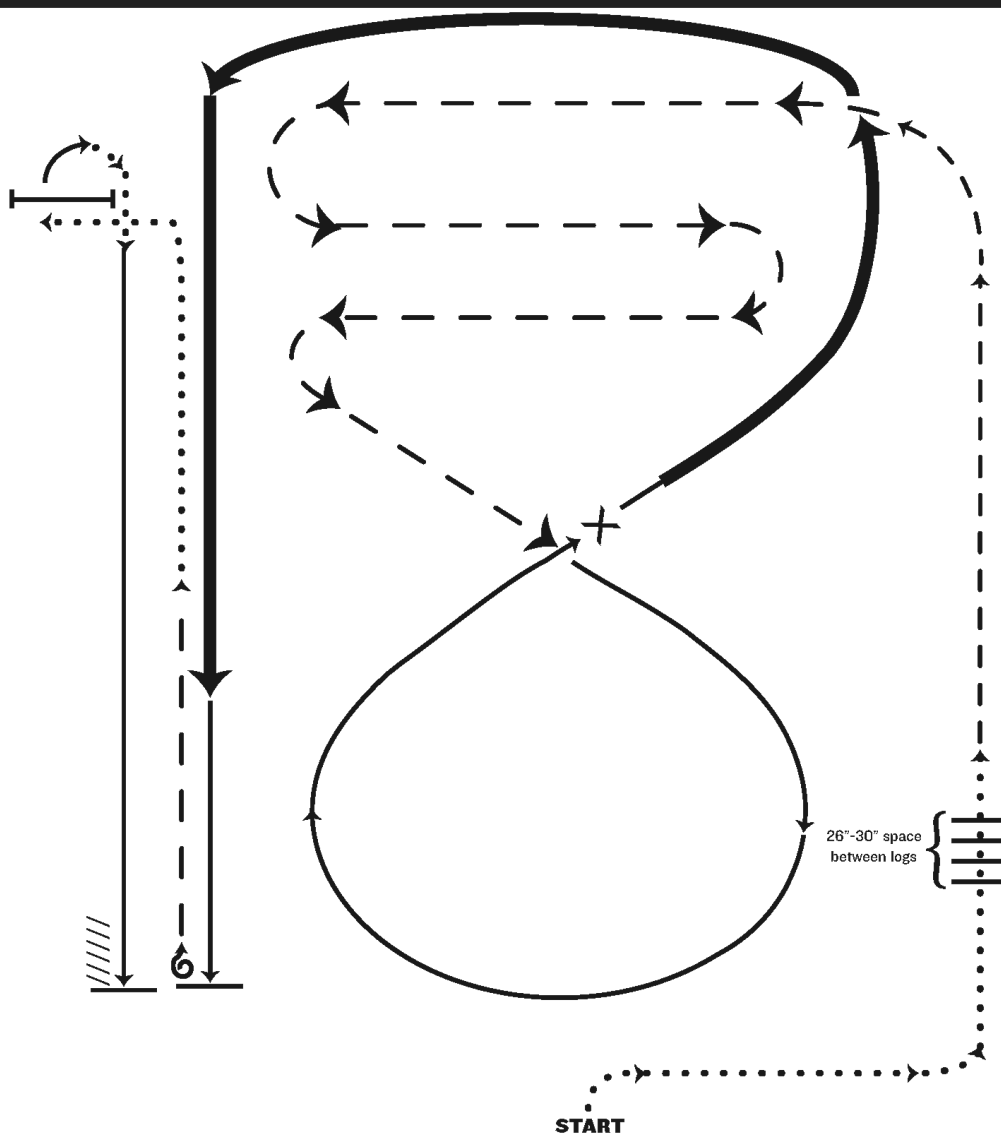
Pattern Provided by:

FHC Judges

Ocala Feathered Horse Classic

For WJ - Jog for Lope, Ex Jog for Ex Lope)

Show Date: 05-08-2021



1. Walk
2. Walk over logs
3. Trot
4. Extended trot serpentine
5. Lope right lead
6. Change leads (simple or flying)
7. Extended lope (left lead), collect lope
8. Stop, 1 1/2 turn, either direction
9. Trot
10. Walk to gate
11. Right hand push gate
12. Walk, lope left lead
13. Stop and back

Note: The drawn description of this pattern is only intended for the general depiction of the pattern. Exhibitors should utilize the arena space to best exhibit their horses.

[RR/AQHA-13]

Pattern Provided by:

FHC Judges

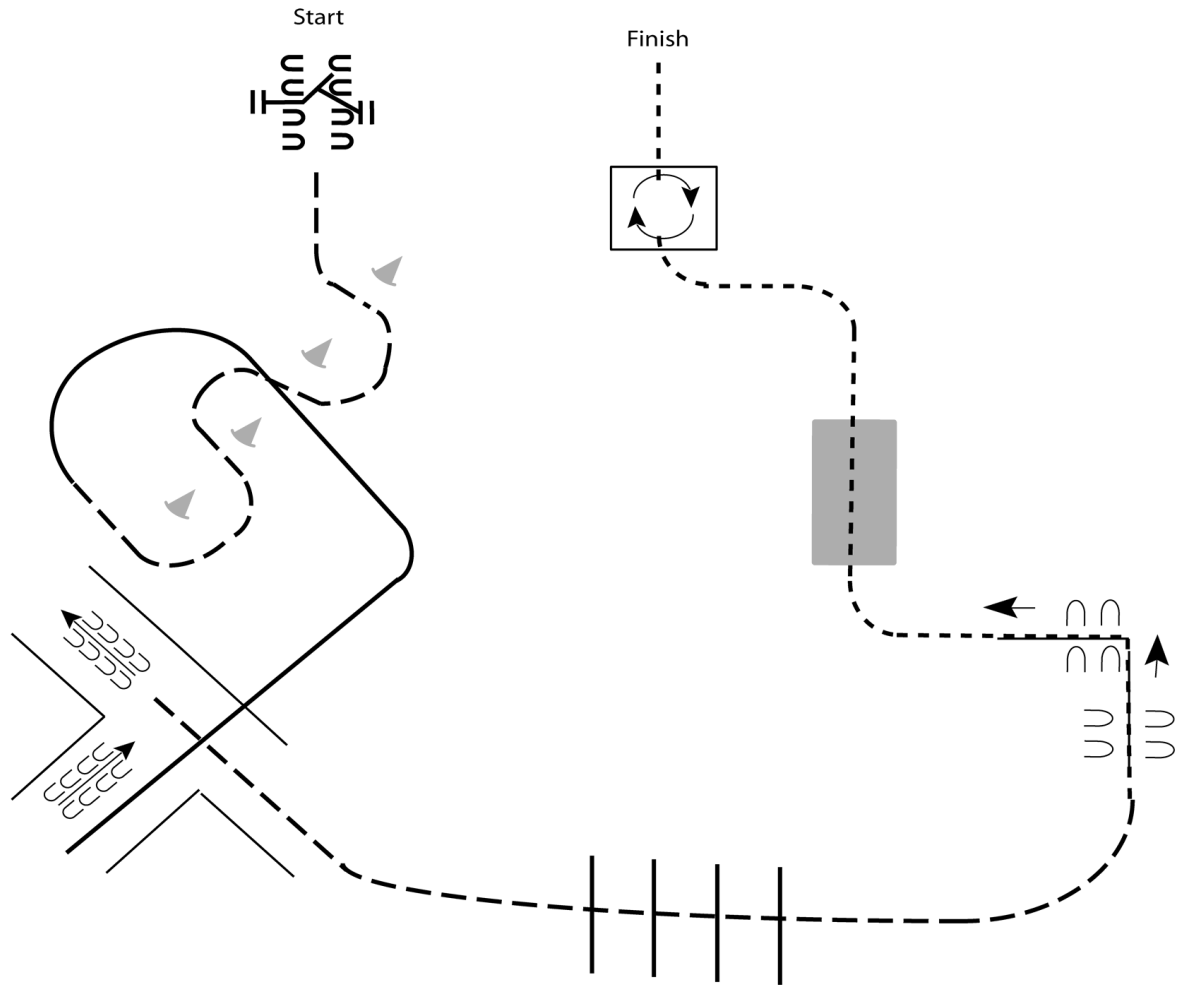
Ocala Feathered Horse Classic

All Trail (for WJ - Jog for Lope)

Show Date: 05-08-2021

www.HorseShowPatterns.com

www.HorseShowPatterns.com



Be ready at start

1. Work gate with the left hand.
2. Jog through cones
3. Lope right lead into chute
4. Back the L
5. Jog over poles to sidepass
6. Sidepass left over poles
7. Walk over bridge and into box
8. Perform a 360 degree turn to the right, walk out of box and to finish

| | |
|---------------------|-------------|
| Walk | ----- |
| Jog | - - - - - |
| Extended Jog | ----- |
| Lope | ————— |
| Leg Yield | |
| Lead Change | —/— |
| Back | ← U U U U U |
| Marker | Ⓚ |
| Sidepass | ←-----→ |

[T/1-2]

Pattern Provided by:

FHC Judges

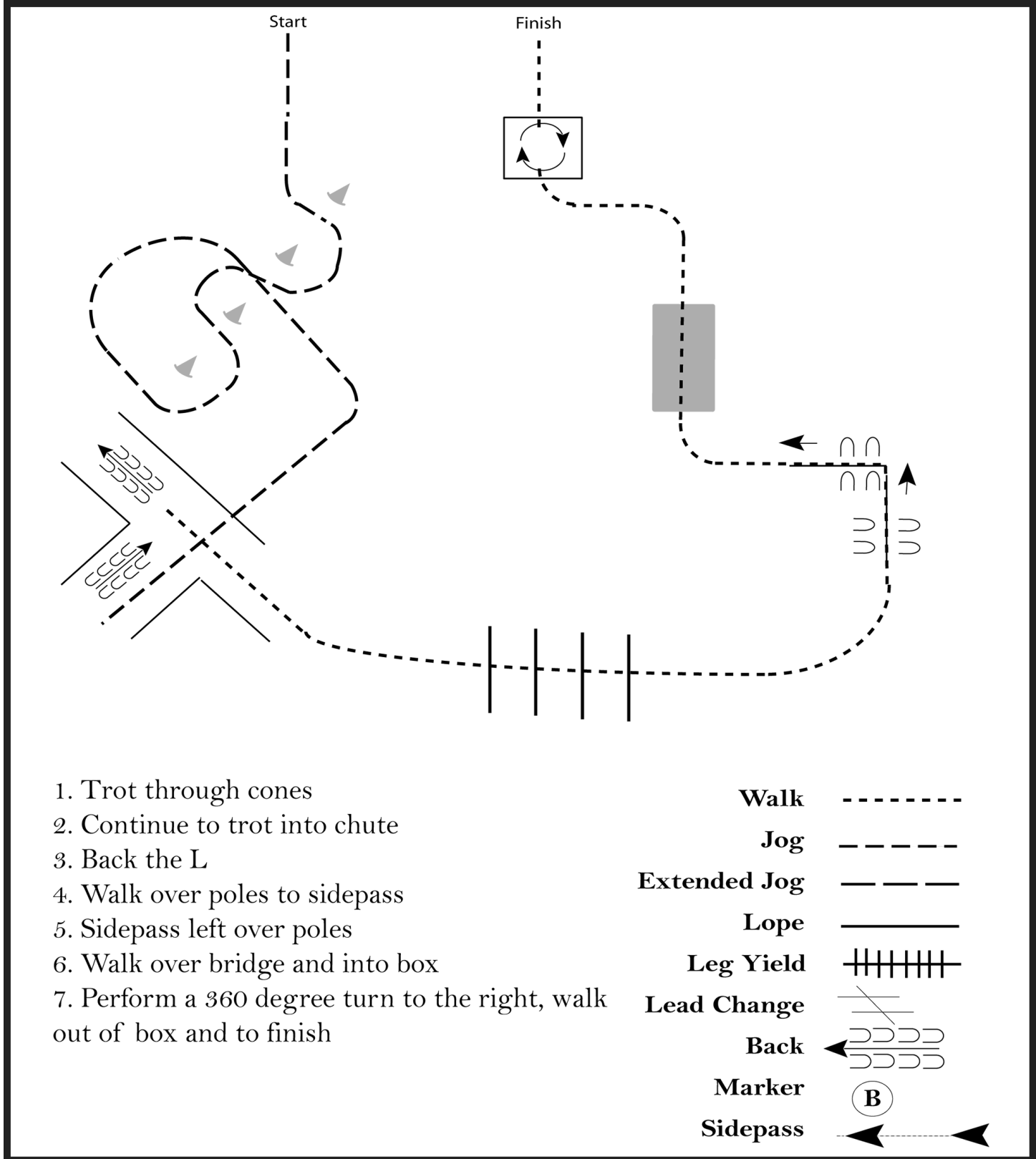
Ocala Feathered Horse Classic

All In Hand Trail

Show Date: 05-08-2021

www.HorseShowPatterns.com

www.HorseShowPatterns.com



1. Trot through cones
2. Continue to trot into chute
3. Back the L
4. Walk over poles to sidepass
5. Sidepass left over poles
6. Walk over bridge and into box
7. Perform a 360 degree turn to the right, walk out of box and to finish

| | |
|---------------------|---------|
| Walk | |
| Jog | ----- |
| Extended Jog | ----- |
| Lope | ————— |
| Leg Yield | |
| Lead Change | /// |
| Back | ←←← |
| Marker | ⓑ |
| Sidepass | ←-----→ |

[T/1-3]

Pattern Provided by:
FHC Judges

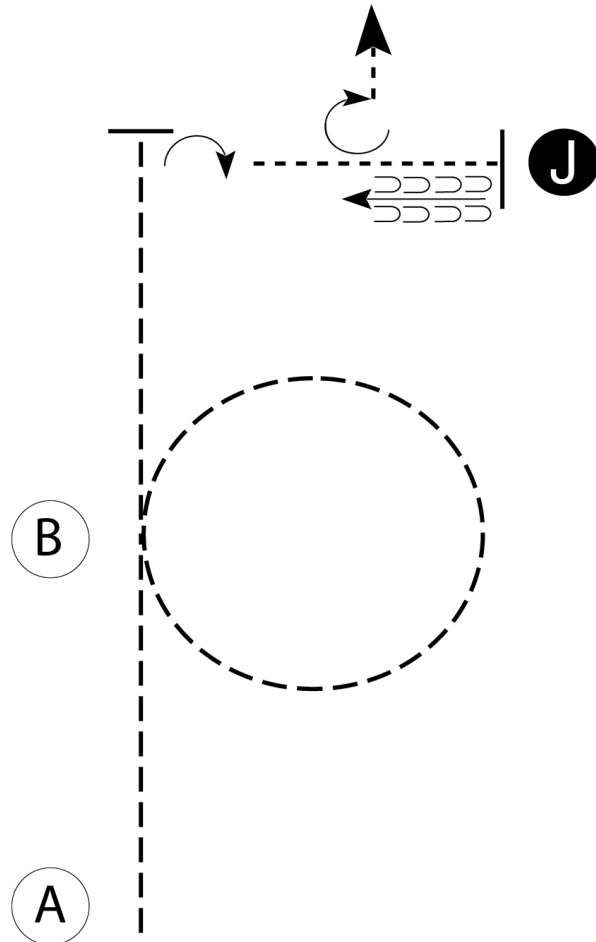
Ocala Feathered Horse Classic

All Showmanship

Show Date: 05-08-2021

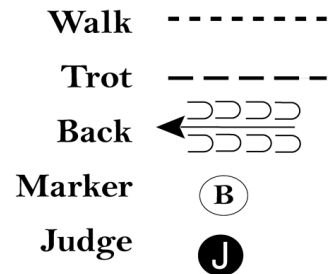
w w w . H o r s e S h o w P a t t e r n s . c o m

w w w . H o r s e S h o w P a t t e r n s . c o m



Be ready at A.

1. Trot to B.
2. Circle to the right at the trot as shown.
3. Extended trot until even with judge.
4. Perform a 1/4 turn.
5. Walk to judge and set up.
6. When dismissed, back approximately one horse length.
7. Perform a 3/4 turn.
8. Walk straight away and proceed to line up by following the instructions of your ring steward.



INSPECTION WILL BE DONE IN LINE UP.

[S/2-72]

Pattern Provided by:

FHC Judges