

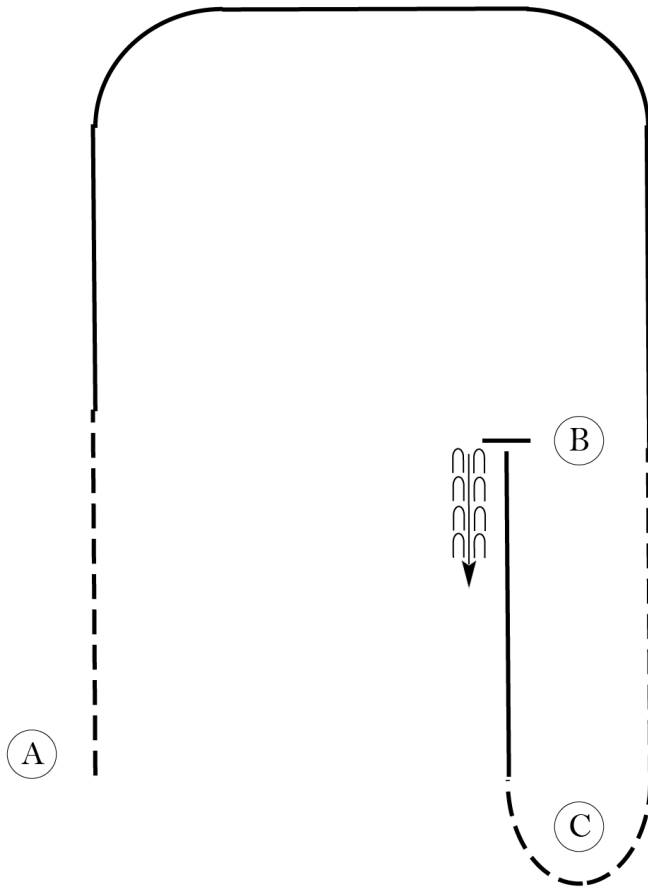
Feathered Horse Spring Classic

All WTC English Equitation

Show Date: 04-17-2021

w w w . H o r s e S h o w P a t t e r n s . c o m

w w w . H o r s e S h o w P a t t e r n s . c o m



Be ready at A.

1. Trot on the left diagonal.
2. Canter on the right lead to B.
3. Sitting trot to and around C.
4. Canter left lead to B.
5. Stop and back.

Walk	-----
Trot	- - - - -
Extended Trot	— — — — —
Canter	—————
Leg Yield	
Lead Change	↙ ↘
Back	← ← ← ← ←
Marker	⊙
Sidepass	← — — — — →
Hand Gallop	— — — — —

[HSE/1-107]

Pattern Provided by:

Julie Usoff

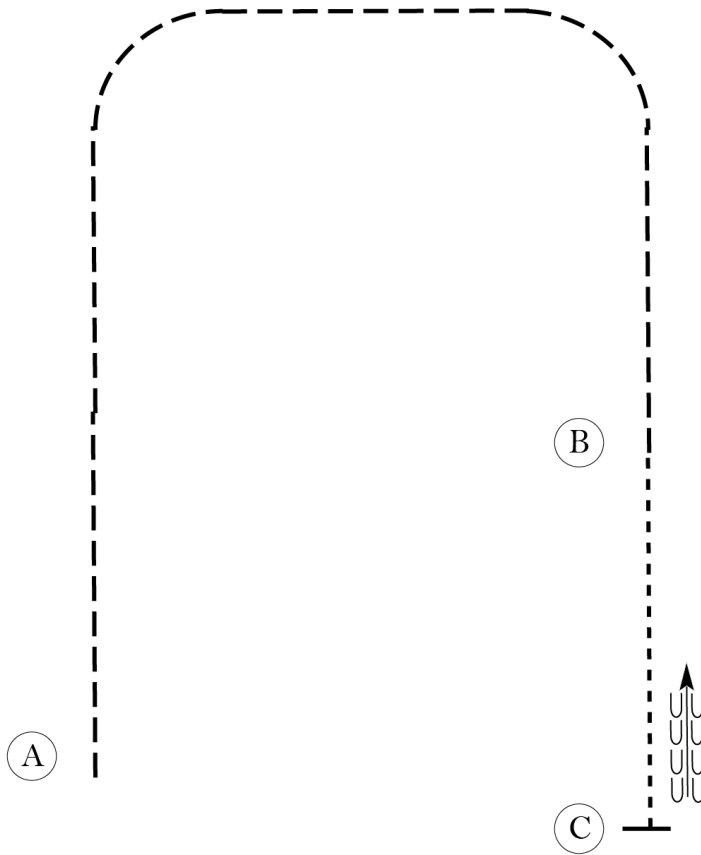
Feathered Horse Spring Classic

All WT English Equitation

Show Date: 04-17-2021

w w w . H o r s e S h o w P a t t e r n s . c o m

w w w . H o r s e S h o w P a t t e r n s . c o m



Be ready at A.

1. Trot on the right diagonal to the corner.
2. Change diagonals and trot on the left diagonal around to B.
3. Walk to C.
4. Stop at C and back approximately one horse length.

Walk	-----
Trot	- - - - -
Extended Trot	— — — — —
Canter	—————
Leg Yield	
Lead Change	↙ ↘
Back	← ← ← ← ←
Marker	⊙
Sidepass	← — — — — →
Hand Gallop	— — — — —

[HSE/WT-107]

Pattern Provided by:

Julie Usoff

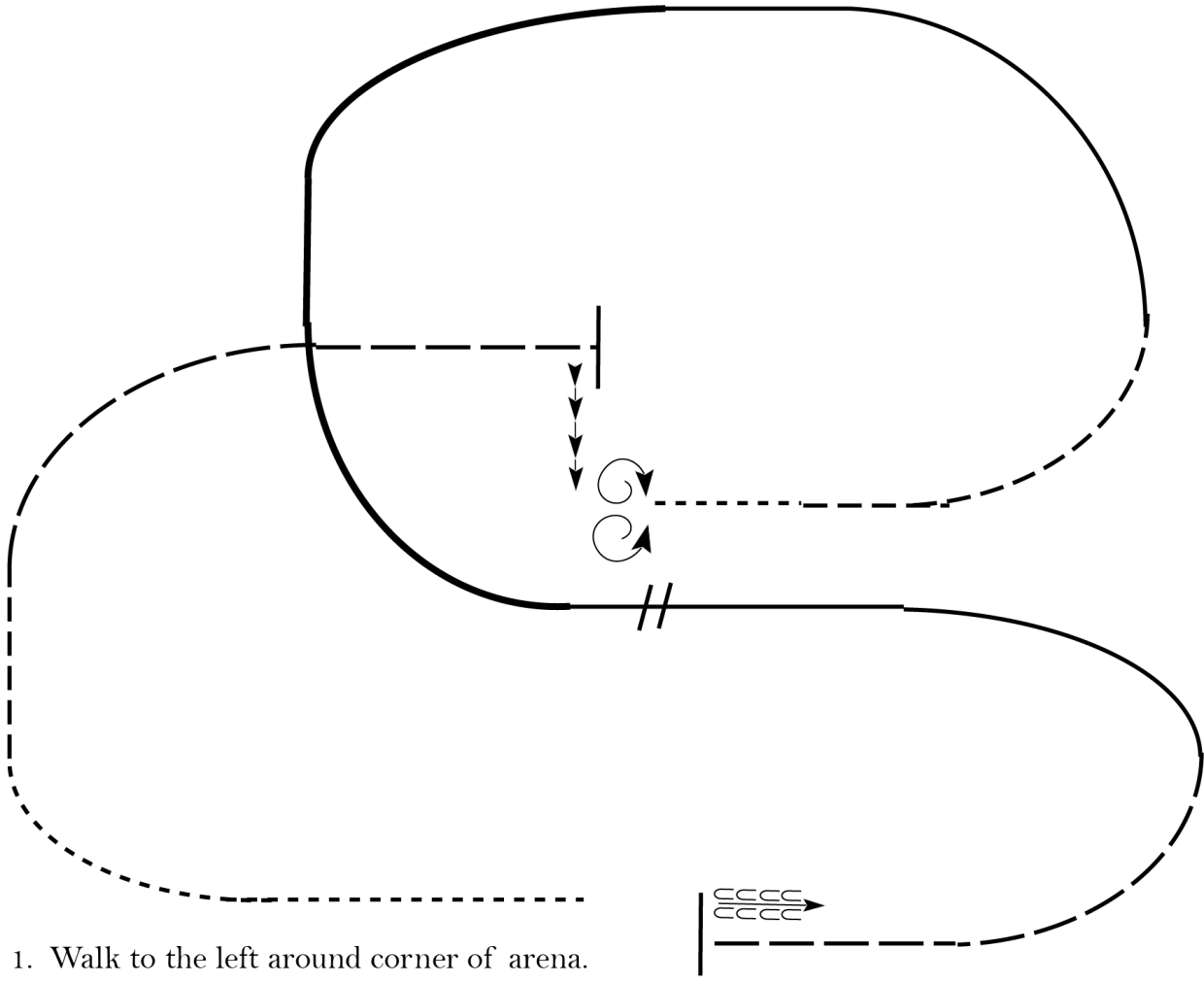
Feathered Horse Spring Classic

For WJ- Jog for Lope, EX Jog for Ex Lope (Ranch Riding)

Show Date: 04-17-2021

www.HorseShowPatterns.com

www.HorseShowPatterns.com



1. Walk to the left around corner of arena.
2. Trot
3. Extend alongside of the arena and around the corner to center.
4. Stop, side pass right
5. 360 degree turn each direction (either way 1st)
6. Walk.
7. Trot.
8. Lope left lead
9. Extend the lope
10. Change leads (simple or flying)
11. Collect to the lope
12. Extend trot
13. Stop and back

Walk	-----
Jog	- - - - -
Extended Jog	— — — — —
Lope	
Lead Change	— / —
Back	← — — — —
Marker	(B)

[RR/3]

Pattern Provided by:
Julie Usoff

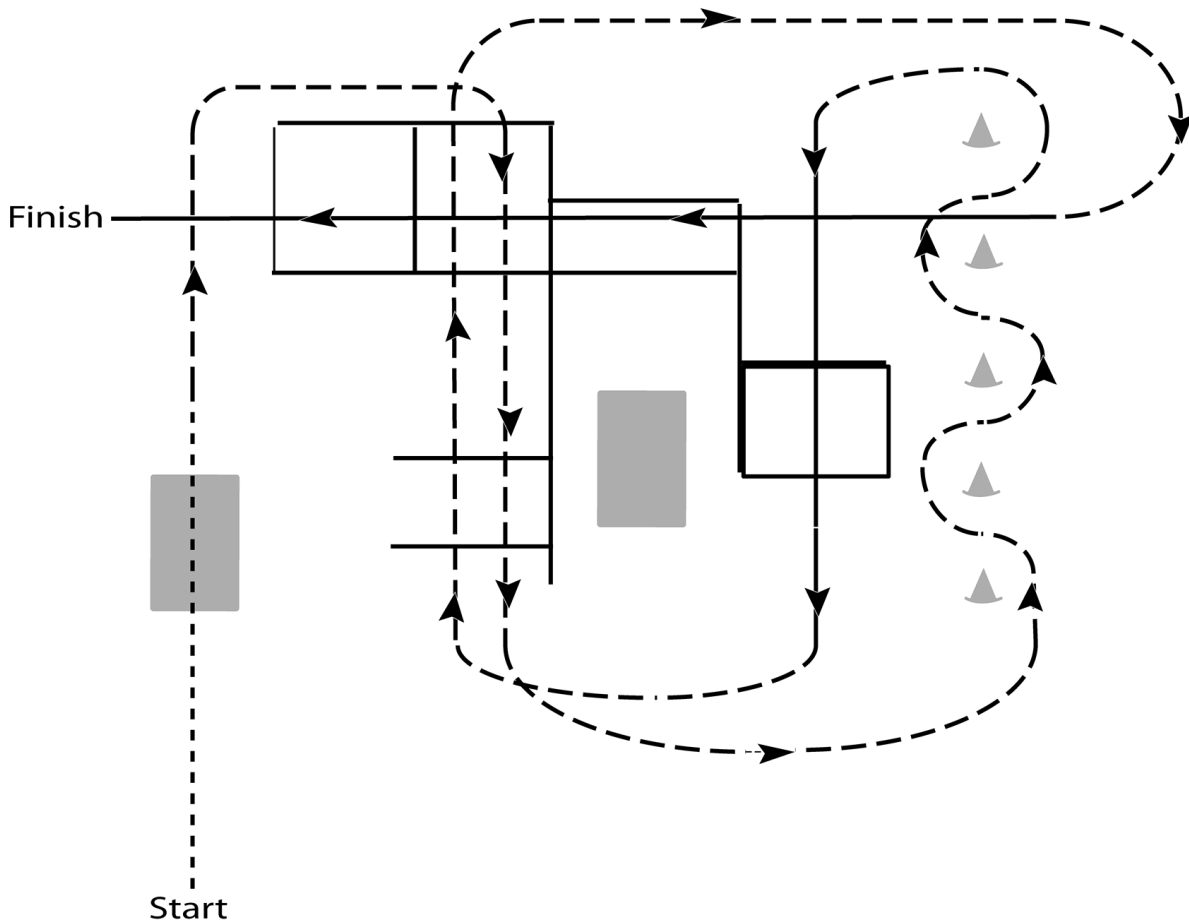
Feathered Horse Spring Classic

In Hand Classes - Walk for Lope (WJ Classes- Jog for Lope)

Show Date: 04-17-2021

www.HorseShowPatterns.com

www.HorseShowPatterns.com



1. Walk over bridge.
2. Jog over poles as shown.
3. Jog through serpentine.
4. Lope through box on left lead.
5. Jog over poles as shown.
6. Lope over poles on right lead to finish as shown.

Walk	-----
Jog	- - - - -
Extended Jog	- - - - -
Lope	—————
Leg Yield	
Lead Change	— / —
Back	← ← ← ← ←
Marker	Ⓚ
Sidepass	← — — — — →

[T/1-49]

Pattern Provided by:

Julie Usoff

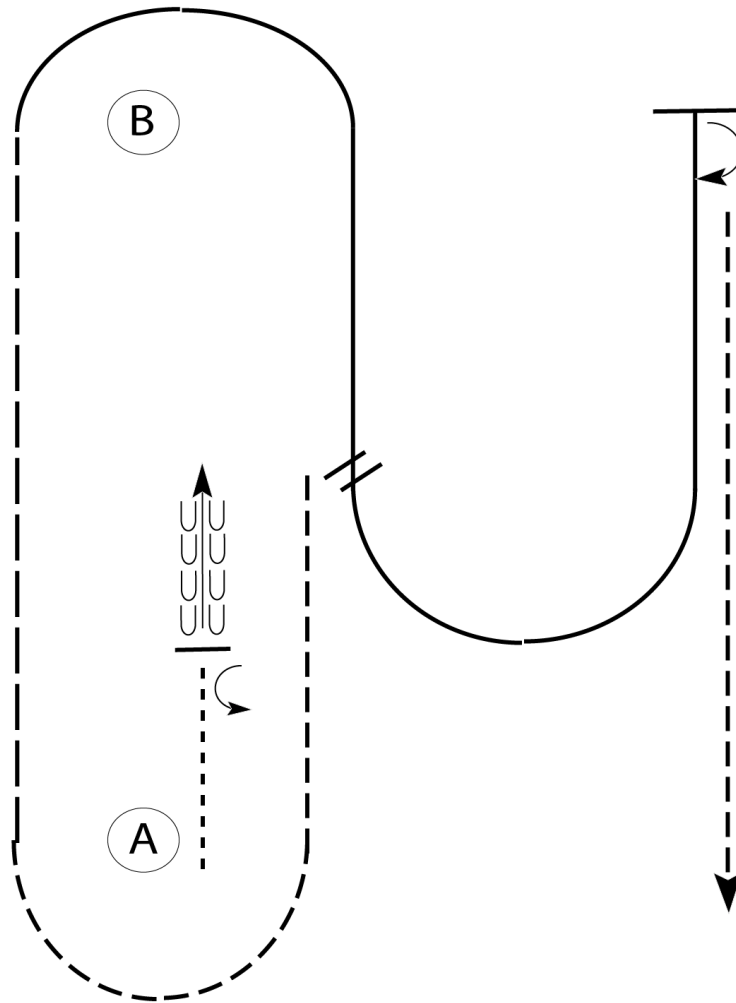
Feathered Horse Spring Classic

All WJL Western Equitation

Show Date: 04-17-2021

w w w . H o r s e S h o w P a t t e r n s . c o m

w w w . H o r s e S h o w P a t t e r n s . c o m



Be ready at A.

1. Walk approximately two horse lengths forward.
Stop and perform a 1/2 turn left.
2. Back approximately two horse lengths then jog to and around A.
3. Extend the jog to B.
4. Right lead lope around B and halfway to A.
5. Perform a simple lead change and lope a half circle until even with B.
6. Stop and perform a 180 degree turn to the right and jog to finish.

Walk	-----
Jog	- - - - -
Extended Jog	— — — —
Lope	
Lead Change	⌘
Back	← ⊞ ⊞ ⊞ ⊞
Marker	⊙ B

[WH/1-118]

Pattern Provided by:

Julie Usoff

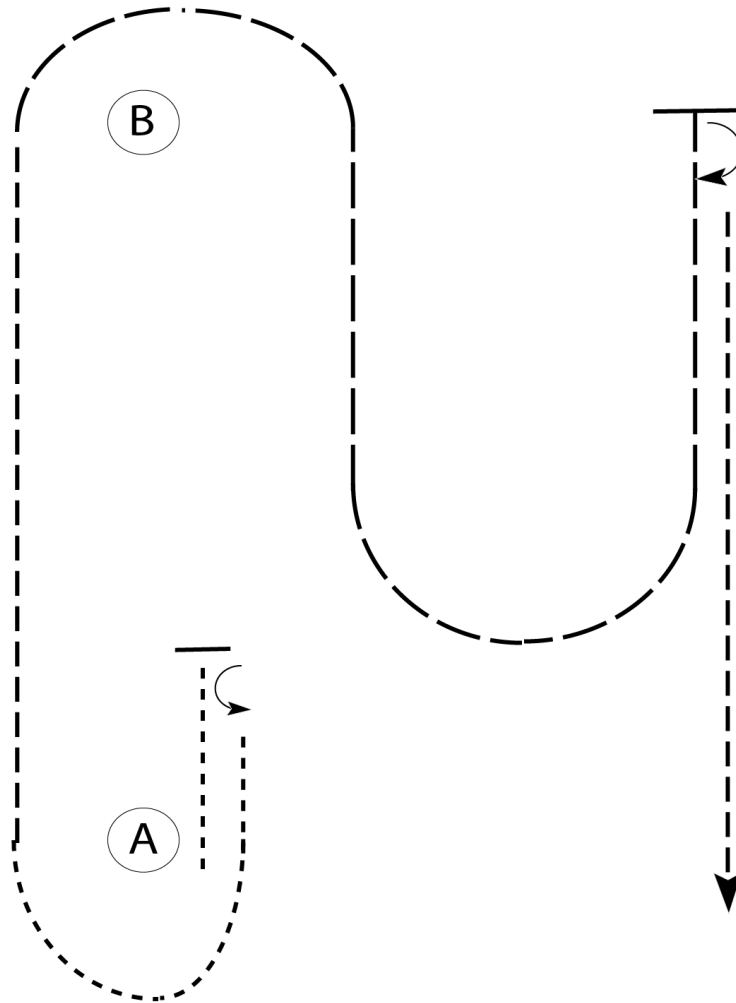
Feathered Horse Spring Classic

All WJ Western Equitation

Show Date: 04-17-2021

w w w . H o r s e S h o w P a t t e r n s . c o m

w w w . H o r s e S h o w P a t t e r n s . c o m



Be ready at A.

1. Walk approximately two horse lengths forward.
Stop and perform a 1/2 turn left.
2. Walk to and around A.
3. Jog to B.
4. Extend the jog as shown until even with B.
until even with B.
5. Stop and perform a 180 degree turn to the
right and jog to finish.

Walk	-----
Jog	- - - - -
Extended Jog	— — — —
Lope	
Lead Change	↗ ↘
Back	← ← ← ←
Marker	Ⓚ

[WH/WT-118]

Pattern Provided by:

Julie Usoff