



jornadas  
interinstitucionais  
**desenvolvimento  
pedagógico**

PRE  
RU  
SALL



TRANSFORMAR O  
TRABALHO AUTÓNOMO  
DOS ESTUDANTES

---

Manuela Amado Francisco . [manuela.francisco@ipleiria.pt](mailto:manuela.francisco@ipleiria.pt)

# PLANOS CURRICULARES

EXEMPLO

---

Licenciatura em Engenharia informática  
1º ano . 1º semestre

UAveiro

PLeiria

ISCTE

IPCA

UNL


IPS

UMinho

PPorto

UTAD

IST



# MOTIVAÇÃO

INVESTIMENTO VS RECOMPENSA

Testes /  
Exames

> 50%

Tempo de contacto /  
Atividades em  
sala de aula

< 40%

Trabalho autónomo /  
Atividade em casa

< 10%

Memorização

Resposta ao  
esperado

Espírito  
crítico

# VALORIZAR O TTA

Desenvolver competências transversais ao domínio científico

Valorizar o processo e não apenas o produto

Estimular aptidões pessoais

Desenvolver o espírito de entreajuda

Despertar o sentido crítico e analítico

Incentivar a descoberta, cruzamento de saberes e assimilação de longo prazo

**PASSO 1**  
**Aceder ao site**  
**perusall.com**



Every student prepared for every class, with

# Perusall

the only truly social e-reader

✓ Get started (it's free!)

Iniciar Sessão

Entre com Facebook

Entre com Google

Entre com Twitter

Perusall usa sua conta de Facebook ou Twitter apenas para obter seu nome, endereço de email, e foto de perfil. Perusall nunca publicará no seu Facebook ou Twitter

OU

Email

Palavra-passe


Esqueci-me da palavra-passe


Iniciar Sessão


Não tem conta? [Criar conta](#)

PASSO 2  
Criar conta

### Criar uma Conta

 Entre com Facebook

 Entre com Google

 Entre com Twitter

Perusall usa sua conta de Facebook ou Twitter apenas para obter seu nome, endereço de email, e foto de perfil. Perusall nunca publicará no seu Facebook ou Twitter

OU

Email

Palavra-passe

Palavra-passe (novamente)

first\_name

last\_name



Confirm you are not a robot by entering the text above

Criar conta

Ao clicar em Registrar, está a aceitar os nossos [Política de Privacidade](#) e [Termos de Uso](#)

Se já tem uma conta [iniciar sessão](#)

## PASSO 3 Preencher formulário





Por favor, concorde com nosso Termo de Serviço e Política de Privacidade.

**Termos de Serviço** Imprimir

**Frequently Asked Questions**

*What are my rights over content I post to Perusall?*

You retain complete control over your content. If instructors request that their courses be completely deleted, we do not retain any information, including posts, from them. Instructors have complete control over the content displayed and can remove the content of any post at any time.

*Are my class' annotations accessible via a search engine?*

**Política de Privacidade** Imprimir

Last updated January 27, 2020

This Privacy Policy describes the data protection practices of Perusall LLC ("Perusall," "we," "us," or "our"). This Privacy Policy applies to information that we collect and use about you when you access or use the Perusall website, mobile application, or other online or mobile service that links to or otherwise presents this Privacy Policy to you. We refer to these products and services collectively as the "Services."

Under applicable law, Perusall is considered the "data controller" of the

OK

**PASSO 4**  
**Aceitar**  
**termos**  
**de serviço**



# PASSO 5 Confirmar email



To continue, please verify your email address by clicking the button below. Perusall will send you an email at **ead.portugal@gmail.com** to confirm that your email address is correct. [Change the email address associated with my Perusall account](#)

Confirm my email address

- Escrever
- Caixa de entrada 10
- Com estrela
- Adiados
- Importante
- Enviados
- Rascunhos
- Categorias
  - contas gmail 1
  - Mais
- Meet
  - Iniciar uma reunião
  - Participar de reunião
- Hangouts
  - Clarisse +

How to verify email address on Perusall > Caixa de entrada x

Perusall <noreply@perusall.com> para mim

10:49 (há 9 minutos)

inglês > português Traduzir mensagem Desativar para: inglês x

Dear clarisse,

The email address associated with your Perusall account has not yet been verified. Please confirm your email address and log in by clicking the link below.

[Confirm email address](#)

You received this email because you logged into Perusall and your email address has not yet been verified.

Responder Encaminhar

# PASSO 6 Confirmar email

Nenhum bate-papo recente  
[Iniciar um novo](#)

Ativar as notificações na área de trabalho para o Gmail. X

OK Não, obrigado(a)

Bem-vindo ao Perusall! Let's finish setting up your account.

Courses are for formal courses at the college, university, and K-12 levels, or for continuing education or other training.

With Perusall clubs, you can read a book, article, or other materials with friends or colleagues you choose. Your group's conversations are private: club members decide who should be in the club. Select a book you have already purchased within Perusall to use it in your club free of charge; club members that haven't yet purchased the book can rent or purchase access at the regular Perusall price.

1



Create or enroll in a course  
Start or join a club

2

Eu sou um estudante  
Eu sou instrutor



3

I want to create a course...

for students to access directly at perusall.com.  
 integrated with my institution's Learning Management System.

Nome do curso

Inovação Pedagógica

O seu único curso URL é baseado neste nome. Se mudar esse nome, o seu URL mudará.

Instituição

Politécnico de Leiria (Leiria, PT)

Type to search for your institution, and [contact Perusall support](#) if your institution is not listed.

Course start date



[Empty date field]

Course end date

[Empty date field]

Estimativa de matrícula.

20

Número aproximado de alunos que espera participar do curso. O Perusall usará esse valor e o tamanho de grupo de destino para criar grupos de discussão para os alunos.

Escolher tamanho do grupo.

20

Os alunos serão colocados em grupos de aproximadamente este tamanho e só serão capazes de ver comentários e perguntas dentro do seu grupo. Alterar esta configuração não tem consequências retroativas relativamente a grupos que já foram formados.

Based on these settings, Perusall will place students into 1 discussion group(s) for each document. Discussion groups are fixed for a particular document once it is added to the course. [Learn more about discussion groups](#)

Select materials

Browse our catalog of available titles  
 Request a title not in the catalog  
 I will upload my own documents

# PASSO 7 Definir papel e criar curso



Complete setup

- Inovação Pedagógica
- My Courses and Clubs
- Course home
- Settings
- Lista de notas
- Student view
- Notificações
- Notes
- Add to my calendar
- Chats
- Groups
- Announcements
- General discussion
- One-on-One
- Hashtags
- #grades
- #lecture
- #logistics
- #section

Get started Documentos Avaliações Students

To set up your course:

- 1 Get students enrolled by telling them to create a Perusall account and enter your course code `SILVA-FQ2M9` upon registration.
- 2 Choose readings by clicking Documents. Select a textbook from our catalog, upload a file from your computer, or take a snapshot of a web page.
- 3 Create assignments by clicking Assignments. Perusall engagement scores will automatically appear in the Gradebook.



**Welcome to Perusall!** With only a few minutes of setup for an entire semester, Perusall ensures that your students do the reading and come to class prepared. The goal of each reading assignment is to stimulate discussion by encouraging students to **post good questions or comments**, to help others by **answering their questions**, and to **upvote good questions or comments** to draw the attention of their classmates to important ideas.

Perusall is designed to motivate students primarily through the content of the readings and their social interactions. You may also choose to use Perusall's engagement score (perhaps by combining it with your class participation score so students can help each other in whatever way they feel most comfortable). The Perusall engagement score is computed from student behavior and designed, based on our research, to predict students' mastery of the subject (see the [welcome message we suggest you provide your students](#); you may adjust the grading rubric in [Settings](#)). Perusall then gently nudges students to get try to get every student 100% on this score and deliver to you a class of fully prepared students.

To keep students focused on intrinsic motivation for the material rather than grades or gaming the system, the [student welcome message](#) describes the general characteristics of effective reading without giving precise definitions. Since grading is designed to get every student prepared and 100% credit for the reading, students view it as non-adversarial and do not feel the need to game the system. Please ask students to pay attention to Perusall nudges, as doing so will not only improve their grade for each assignment but will also improve their performance in the course.

In addition to the textbook, we encourage you to upload all your class materials into Perusall. That way, if a student has a question, they can annotate your syllabus, a handout, or a problem set. You or (if you choose) another student can answer it, and you'll never need to answer the same question twice.

Our knowledge base has additional guides, such as suggestions on how to incorporate Perusall scores into your course grades, and what instructions to provide to students.

# PASSO 8

# Menu

# inicial



**Create course**  
Create a course from scratch, using materials adopted from our catalog or your own materials.

**Copy course**  
Create a copy of an existing course.

**Enroll in course**  
Enroll in a course using your instructor's course code.

**Create study group**  
Create a study group for informal discussion with friends.

**Browse catalog**  
Browse the catalog of available titles that you can adopt for Perusall courses.

### My courses

You are not currently an instructor or student in any courses.

### My archived courses

Testes Manuela  
3 students, 2 items in library

Created from Moodle  
Started August 3, 2020 / Ended on August 31, 2020

**PASSO 9**  
**Entrar no curso como estudante**



PRE  
RU  
SALL



TRANSFORMAR O  
TRABALHO AUTÓNOMO  
DOS ESTUDANTES

---

Manuela Amado Francisco . [manuela.francisco@ipleiria.pt](mailto:manuela.francisco@ipleiria.pt)