


Get your impression procedure under control

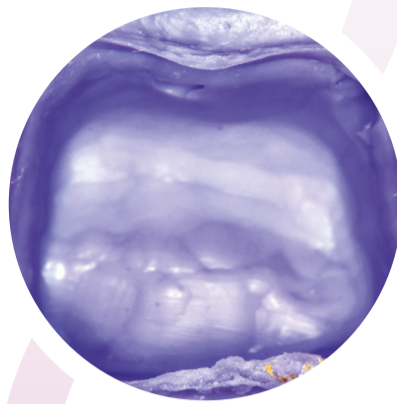
Problem



Incomplete reproduction of preparation margins



Voids on the margin



Margins not sharp



Possible causes



Insufficient retraction.
Blood and saliva contamination
around preparation.

Improper syringe technique.
Air bubbles in the syringe.

Working time exceeded, flowability
already impaired.

Solution



- ▶ Retract gingival tissue to entirely capture the prepared area. Retraction cords as well as retraction pastes are suitable.
- ▶ Rinse and dry the prepared area and stop any bleeding by using appropriate retraction technique and a haemostatic agent. Liquids or pastes based on aluminium chloride, aluminium sulphate, or iron sulphate are suitable haemostatic agents.

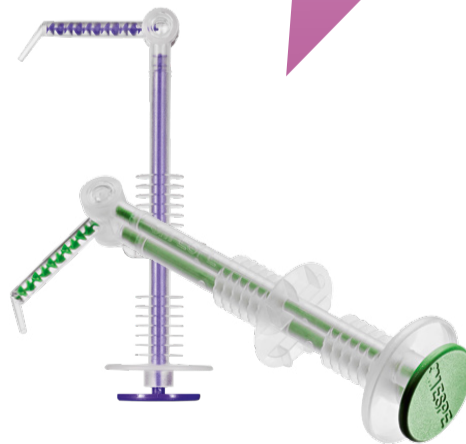
3M™ Astringent Retraction Paste supports your impression work with excellent gingiva retraction with or without cord and haemostasis.



3M™ Astringent Retraction Paste

- ▶ Keep the mix tip permanently immersed in the paste to avoid the formation of air bubbles
- ▶ Apply a liberal amount of wash material into the sulcus. Start from the bottom up and cover the whole abutment tooth with syringing material. Always keep the tip in close proximity to the surface.

3M™ Intra-oral Syringes Green (for VPS materials) and Purple (for polyether) are easy to handle and give better control of the syringing process.



3M™ Intra-oral Syringe

- ▶ Select material with sufficient working time. Make a choice depending on the individual situation and preference of material.
- ▶ Do not exceed working times given in the instructions for use.

3M™ Impregum™ Polyether Impression Material offers a very long working time with constant flow, ideal for large cases. For smaller cases, the “Super Quick” materials provide 45 seconds working time combined with a superfast 2-minute set time. Polyether impression materials in general are less temperature sensitive in its setting reaction than VPS materials.

3M™ Imprint™ 4 VPS Impression Material offers both a fast and a regular setting material. Select Quick Set for 1 to 2-unit cases and Regular Set for cases that involve 3 or more units.



3M™ Imprint™ 4 VPS Impression Material

3M™ Impregum™ Polyether Impression Material

If you want to know how to avoid more problems and what is causing them, check out our full interactive trouble shooting guide.

