

South Brisbane District Cricket Club Inc.



1897-2023

One Hundred and Twenty Sixth Annual Report and Financial Statements


Season 2022-2023

Presented at the Annual General Meeting held on
Thursday, 6th of July, 2023.

Contents

1	Notices	6
1.1	NOTICE OF ANNUAL GENERAL MEETING	6
2	SOUTH BRISBANE DISTRICT CRICKET CLUB INC. OFFICE BEARERS	7
3	LIFE MEMBERS	8
4	NOMINATION OF LIFE MEMBER 2023	9
5	MEMBERS 2022/2023	9
6	HONOUR BOARD	18
6.1	OFFICE BEARERS 1897-2022	18
7	PRESIDENT'S REPORT	22
8	TREASURER'S REPORT	23
9	QLD CRICKET DELEGATE'S REPORT	24
10	QUEENSLAND CRICKET ASSOCIATION STATISTICS	25
10.1	SCI-FLEET MOTORS CLUB CHAMPIONSHIP	25
10.2	THE PREMIER GRADE COMPETITION CLUB POSITION	26
11	FIRST GRADE REPORT 2022/2023	27
12	SECOND GRADE REPORT 2022/2023	31
13	THIRD GRADE REPORT 2022/2023	37
14	FOURTH GRADE REPORT 2022/2023	42
15	FIFTH GRADE REPORT 2022/2023	46
16	SIXTH GRADE REPORT 2022/2023	52
17	SEVENTH GRADE REPORT 2022/2023 – B1 GRADE	58
18	EIGHTH GRADE REPORT 2022/2023 – C1 GRADE	59
19	WOMENS SECOND GRADE REPORT 2022/2023	62
20	LORD'S TAVERNERS REPORT 2022/2023	64
21	PAUL PINK SHIELD – YOUTH GIRLS 2022/2023	67
22	OVER 40's COMPETITION REPORT 2022/2023	69
23	Men's Under-19 One Day Competition	70
24	TROPHY LIST 2022-2023	72
24.1	OVER 40'S PLAYER OF THE SEASON	73
24.2	BATTING AVERAGES (All Formats, no Finals -as per QC Criteria)	73
24.3	BOWLING AVERAGES (All Formats, no Finals – as per QC Criteria)	73
24.4	CENTURIES	74
24.5	CENTURIES IN FINALS	74
24.6	5 WICKETS IN AN INNINGS	74
24.7	5 WICKETS IN AN INNINGS (FINALS)	74
24.8	HAT TRICKS	75
24.9	CENTURY PARTNERSHIPS	75
24.10	FIELDING (All formats, including finals – top 10)	76
24.11	PLAYER OF THE FINALS	76
24.12	SERVICE AWARDS	76
24.13	FIRST GRADE DEBUT PLAYERS	76
25	FIRST GRADE PLAYERS SINCE 1897	77
26	1000 RUNS OR MORE IN Q.C.A FIRST GRADE COMPETITION	85
27	1000 RUNS OR MORE IN Q.C.A FIRST GRADE COMPETITION (One Day Format)	88
28	1000 RUNS OR MORE IN Q.C.A FIRST GRADE COMPETITION (T-20)	88
29	100 WICKETS OR MORE IN Q.C.A. FIRST GRADE COMPETITION	88
30	PARTNERSHIP RECORDS (Q.C.A. DISTRICT COMPETITION)	90
31	AUDITED FINANCIAL STATEMENT	91

Magpie Sponsors



1 Notices

1.1 NOTICE OF ANNUAL GENERAL MEETING

NOTICE IS HEREBY GIVEN that the One Hundred and Twenty Sixth Annual General Meeting of Members of South Brisbane District Cricket Club Inc. will be held at South Brisbane District Cricket Clubhouse on Thursday, 6 July 2023 at 7.00 pm.

Agenda:

1. Opening of Meeting and Welcome to Members and Visitors
2. Apologies
3. Confirmation of Minutes of Previous Annual General Meeting
4. Presentation on Club Activities 2022-2023
5. Receipt of Annual Report and Financial Statements
6. Speakers to the Annual Report
7. Election of Office Bearers
8. Life Membership (nomination)
9. General Business

Corey Curran

(Honorary Secretary)

30 May 2023

2 SOUTH BRISBANE DISTRICT CRICKET CLUB INC. OFFICE BEARERS

PATRON

K. Heilbronn

PRESIDENT

B. Gibson

VICE-PRESIDENT

A. Robynson

HON SECRETARY

C. Curran

HON TREASURER

U. Samsudeen

DELEGATES TO QLD CRICKET

C. Bradford and B. Gibson

MANAGEMENT COMMITTEE

S. Illangamage, H. Wells-Perris, T. Pearce, K. Curness, T. Roker

CLUB CAPTAIN

C. Curran

COACHING

K. Healy, J. Dawes, D. Short, B. Sourjah, J. Hurst, M. Lewis, J. Isoardi, N. Perera and B. Johnson

GRADING COMMITTEE

J. Hurst (Chairman of Selectors), K. Healy and K. Howgego

CRICKET COMMITTEE

A. Robynson (Head of Cricket)

FEHLBERG GROUND COMMITTEE

B. Gibson and K. Curness

CANTEEN COMMITTEE

S. Illangamage

OFFICIAL SCORER

G. Bartlett and M. Pius

ANNUAL REPORT EDITOR

C. Curran

3 LIFE MEMBERS

1922	JS Redgrave *	1922	JW Hoelscher *	1924	RA Alton *
1926	TP Clarke *	1927	LL Gill *	1927	ARH Hagon *
1928	H Sherry *	1929	H Macinnes *	1930	W Fisher *
1931	N Gray *	1931	JA Keir *	1932	VD McCarthy *
1933	KJ Hickey *	1935	M Junner *	1936	TS Redgrave*
1937	FU Hefferan *	1938	RA Connolly *	1940	JG Cooke*
1942	JA Harris BEM*	1946	WR Bankie *	1948	RA Young *
1952	A Jeavons *	1953	LDA England *	1953	HR Pegg*
1954	GA Gooma *	1955	CP Sanders *	1956	RA Nicol *
1959	GE Walsh *	1961	H F Peterson *	1963	WV Lockwood *
1964	D V Applegarth *	1965	GA Jeavons *	1967	RF Badcock *
1968	JF Price	1971	DR Grimwade*	1973	WT Cross *
1976	JN McKnoulty*	1978	ML Robins*	1979	PJ Allan
1981	BJ Eastaughffe*	1982	F Hills*	1983	GL Miers*
1984	RJ Porter *	1985	A Fulwood	1986	GE Wright
1987	JA Noble*	1988	AW Grevell*	1989	BM Wright
1990	R Pumpa*	1991	TL Parker*	1992	SE Marlow
1993	PW Twible	1995	JB O'Keefe	1997	IM Seib
1998	PJ English	2000	V Hammelmann*	2002	GA Orley
2003	MJ Chessells	2004	SC Trimble MBE*	2006	J O'Sullivan
2007	TJ Lyne	2009	JC Lunt	2010	JJ Hurst
2012	S P Vasta	2013	H T Vogler	2015	CC Bradford
2017	B M Sourjah	2018	S Henwood		

* Deceased

4 NOMINATION OF LIFE MEMBER 2023

The Committee has nominated Alister Marr for life membership for the 2022/2023 season.

5 MEMBERS 2022/2023

First name	Last name
Tauheed	Abro
Tauheed	Ahmed
Kaysey	Amai
Brad	Anderson
Simon	Anthonisz
Jacob	Arratoon
Jason	Bakshi
Samuel	Bammant
Malcolm	Bartlett
Greg	Bartlett
Dean	Basili
Claye	Beams
Ryan	Beettu
Kim	Berner
Simar	Bhambra
Om	Bhikadiya
Daniel	Boitshoko
Nicolas	Bouwmeester
Liam	Brady
Philippa	Bromley
Daniel	Burda
Georgie	Burg
Eady	Burg

First name	Last name
Georgie	Burg
Eady	Burg
Oliver	Cameron
Louisa	Cameron
Alexander	Cameron
Toni	Campbell
Amanda	Carpenter
Matthew	Casey
Claude	Chabert
Frankie	Charlesworth
Coby	Cole Stegman
Hudson	Collins
Eddie	Comer
Mitchell	Connell
Jared	Cooper
Brodie	Cornish
Dylan	Crees
Jessica	Crighton
Holly	Crighton
Abigail	Curness
Corey	Curran
Benjamin	Cutting
Sameer	Dahiya
Sameer	Dahiya
Vitini	De Alwis
Zach	De Bruin
Kavith	De Silva
Myles	Dennis

First name	Last name
Alex	Dickson
Janithi	Dissanayake
Sam	Duncan
Jacob	Dunne
Devraj	Dutta
William	Duval
Logan	Duval
Max	Edmondson
Samuel	Edwards
Samim	Ehsan
Mudassir	Ejaz
Jack	Ellis
Brandon	Faber
Campbell	Farrelly
Lauren	Ford
Musashi	Fujihara
Daniel	Furby
Tom	Gehrke
Sam	Geyer
Patrick	Gibson
Brendon	Gibson
William	Gibson
Brett	Gillespie
Raghav	Goel
Nicolas	Golding
Daniel	Gray
Guyan	Gunasekera
Gitarth	Gupta

First name	Last name
Lachlan	Hankinson
Scott	Hartley
Matthew	Harvie
Daisy	Hazell
Louis	Henderson
Alison	Henschke
Dylan	Heycox
Lucinda	Hillier
David	Holmes
Brandon	Honeybrook
Dimitri	Horton
Phoebe	Howard
Dylan	Hunter
Jack	Hurst
Ethan	Hurst
Jack	Hurst
Binupa	llangamage
Savi	llangamage
William	llott
Matilda	Ingram
Max	Isoardi
John	Isoardi
Aryan	Jain
Ben	Jeffrey
Aaron	Joby
Riley	Johnson
Harold	Jones
Aditya	Joshi

First name	Last name
Anureet	Kanda
Matthew	Kassulke
Karl	Kassulke
Alex	Kassulke
Karl	Kassulke
Hugo	Kelly
Dinek	Kinigama
Shubham	Koli
Hannah	LAWSON
Alys	LAWSON
Edward	Leslie
Melissa	Lewis
Dexter	Ling
Matthew	Love
Sheldon	Lowndes
Josh	Luck
Prince	Lucky
Timothy	Lyne
Alister	Marr
David	Macoun
Tiran	Mahaarachchi
Tharuk	Mahaarachchi
Hugo	Malone
Paul	Matthews
Stirling	McAvoy
Liam	McConville
Connor	McMillan
Brendan	McNae

First name	Last name
Kethmin	Meegasdeniya
Pahanmee	Meegasdeniya
Mahi	Mehta
Nakul	Mehta
Mahi	Mehta
Lawrence	Miles
Lachlan	Miranda
Lachlan	Mitchell
Aiden	Mohr
Ruairi	Moloney
Tom	Moloney
Sam	Moodie
James	Mundell
Virat	Nain
Saveen	Nanayakkara
Miron	Nanayakkarawasam
Haris	Narendra
Olivia	Nightingale
Annie	O'Farrell
Constance	O'Hara
Liam	O'Hare
Trevor	Oliver
Daniel	O'Malley
Dhanraj	Pandya
Joshua	Parker
Aryan	Patel
Trent	Pearce
Nick	Perera

First name	Last name
Menuki	Perera
Nethasha	Perera
Dilruwan	Perera
Nethasha	Perera
Neja	Perera
Lachlan	Peterson
Emmanuel Lucky	Peterson
Shreya	Petterson
Brodie	Phelan
Ashton	Phipps
Vibha	Pillai
Jaci	Plumpton
Isabella	Preston
Nicholas	Quinn
Damien	Ravu
Neil	Reid
Michelle	Richardson
Alexander	Robynson
Teena	Roebuck
Edward	Roker
James	Rosewarne
Steve	Roy
Mark	Ryan
Sudheer	Saladi
Ava	Salvestrin
Alan	Samaratunga
Thisaja	Samarawickrama

First name	Last name
Umhar	Samsudeen
Eloise	Sanders
Harmon	Sandhu
Gurinder	Sandhu
Soham	Sane
Xavier	Santos
D'Arcy	Satharasinghe
Toby	Sawyer-Brown
Maaz	Sayed
Holly	Schofield
Rohit	Sharma
Hrehaan	Sharma
Rohit	Sharma
Sally	Shaw
Hiruna	Sigera
Jaskaran	Singh
Daemun	Singh
Alexander	Smith
Harry	Sohal
Noah	Stern
Samuel	Stevenson
William	Storrs
Peter	Strain
Brett	Summers
Brett	Summers
Ryan	Summers
Bridie	Swain
Matthew	Taviani

First name	Last name
Jacob	Taylor
Corey	Taylor
Matthew	Taylor
Nadula	Tennakoon
Dushyant	Thaman
Anna	Thomson
Emily	Titmarsh
Shaelan	Turner
Mathysuthen	Velmaran
Mathysuthen	Velmaran
Vaibhav	Verma
Noah	Vojinov
Grace	Walker
James	Ward
Letitia	Watson
Luke	Wegner
Gerald	Wells-Peris
HAJARA	WELLS-PERIS
Arlen	Wells-Peris
Eva	White
Olivia	Williams
Lachlan	Williams
Matthew	Wiseman
Emma	Woolley
Paul	Yang
Wai	Yung
Shubham	Zambre

6 HONOUR BOARD

6.1 OFFICE BEARERS 1897-2022

Patrons

1897-1899	Ald AF Luya
1899-1905	Ald W Stephens
1905- ?	Ald J Davies
1912- 14	FE Trundle
1925-1926	JJ Taylor
1926-1928	W Johns
1928-1928	AD McGill
1931-1944	RA Alton
1944-1945	CP Saunders
1945-1955	LL Gill
1955-1975	Hon VC Gair
1975-1980	A J Sivyver
1981-1984	SS Doumany
1984-1992	NA Rose
1992-2006	JN McKnoulty
2006-2008	GD Hardgrave
2008-2013	Hon AM Bligh
2013-	K Heilbronn

Presidents

1897-1898	W Stephens MLA
1898-1905	Ald J Davies
1905- ?	W Berry
1912-1913	W Sabine
1913- ?	A Forbes
1925-1929	RA Alton
1929-1945	LL Gill
1945-1955	CP Sanders
1955-1959	RA Nicol
1959-1964	N Gray
1964-1970	JG Cooke
1970-1971	DV Applegarth
1971-1975	JN McKnoulty
1975-1978	PJ Allan
1978-1979	BJ Eastaughffe
1979-1983	ML Robins
1983-1985	BJ Eastaughffe
1985-1986	P Merritt
1986-1993	ML Robins
1993-1998	IM Seib
1998-2006	MJ Chessells
2006-2011	SP Vasta
2011-2015	J C Lunt
2015- 2018	P Bertram
2018-2020	J C Lunt
2020-	B Gibson

Honorary Secretaries

1897-1898	JJ Taylor
1898-1901	RWH Long
1901-1902	B Cottrell
1902-1903	HC Gentle
1903-1904	TS Wotton
1904-1907	O Hayes
1907- ?	WB Hill
1911-1912	J Simpson
1912-1913	JH Saunders
1913- ?	WR Sabine
1925-1926	AR Hagen
1926	TP Clarke
1926-1927	TA Hiley
1927-1930	WN Lees
1930-1931	JW Hoelscher
1931-1932	WN Lees
1932-1938	RA Connolly
1938-1959	NE Davidson
1959-1962	WV Lockwood
1962-1964	GA Jeavons
1964-1966	GT Moessinger
1966-1970	AV Grevell
1970-1972	ML Robins
1972-1979	F Hills
1979-1989	BM Wright
1989-1991	GE Walsh
1991-1995	BM Wright
1995-1996	AT Varvari
1997-2000	IA Brown
2000-2002	GA Orley
2002-2006	SP Vasta
2006-2008	CJ Payne
2008-2010	CC Bradford
2010-2011	S Henwood
2011-2016	D Peterson
2016-2018	J Douglas
2018-2020	C Curran
2020-2021	M Dash
2021-	C Curran

Honorary Treasurers

1897-1900	WT Fisher
1900-1902	HB Griffiths
1902-1904	RWH Long
1904-1905	BT Papi
1905-1906	TB Faunce
1906-1907	J Graham
1907- ?	JP Clark
1911-1913	FW Craig
1913- ?	W Stewart
1925-1926	W McCurley
1926-1927	TA Hiley
1927-1928	RJ McWilliam
1928-1930	NC Beetson
1930-1931	M McKechnie
1931-1936	HO Muhl
1936-1959	JA Harris
1959-1966	RF Badcock
1966-1973	GA Jeavons
1973-1975	BG Sackson
1975-1976	WW Wrigley
1976-1978	RA Marxson
1978-1979	LJ Auer
1979-1981	PJ English
1981-1986	RK Hurst
1986-1987	D Jumpertz
1987-1989	Karen Robins
1989-1990	RD Gallagher
1990-1994	GE Walsh
1994-2011	PJ English
2011-2016	G Evans
2016-2017	K Baldwin
2017-2020	M Lee
2020-	U Samsudeen

Premierships

1900-1901	A
1903-1904	A
1906-1907	A
1907-1908	A, B
1908-1909	A, B
1909-1910	A
1910-1911	B
1912-1913	A, B
1913-1914	B
1922-1923	C
1925-1926	C
1927-1928	C
1930-1931	B, C
1935-1936	A
1939-1940	A
1945-1946	Schoolboy
1946-1947	B
1947-1948	Reserve
1948-1949	Intermediate
1950-1951	B
1952-1953	Intermediate
1955-1956	Reserve
1956-1957	Intermediate
1957-1958	B
1958-1959	B
1959-1960	C
1960-1961	Intermediate
1961-1962	A
1962-1963	A
1963-1964	A
1964-1965	B, C
1966-1967	A, Reserve, Intermediate
1968-1969	A, C
1976-1977	A
1977-1978	A, Reserve
1979-1980	Fourth

Queensland Representatives

WT Fisher
SJ Donahoo
TTT Long
JP Clark
A Henry
HB Griffith
A Marshall
WB Hayes
TB Faunce
CB Barstow
J Thomson
SJ Redgrave
AW Benbow
JW Fletcher
WD Rowe
LPD O'Connor
FC Thompson
WJ Thompson
NC Beeston
LL Gill
FU Hefferan
LJ Shewan
HW Fewin
HH Leeson
D Hansen
JP Maddern
T Allen
D Tallon *
A Fisher
JE McCarthy
AH Muhl
RE Rogers
WA Brown **
CJ Bryce
GA Gooma
HR Pegg

PremiershipsQueensland Representatives

1980-1981	Fourth	KA Archer *
1982-1983	Third, Fifth	ATW Grout *
1983-1984	First, Fourth, Fifth	CR Smith
1984-1985	U 19	LA Sanders
1985-1986	First, Second, Fifth, U17	RG Archer *
1986-1987	Second, Third, Fifth, U17	B Fisher
1988-1989	First	D Muddle
1989-1990	Third, Fourth	DFE Bull
1990-1991	First	EA Toovey
1992-1993	Women's First Division	IB Oxenford
1994-1995	Fourth, Sixth	PJ Allan*
1995-1996	Second	JT McMahon
1998-1999	Fifth	JRE Mackay
1999-2000	Third	RE Parker
2000-2001	First, Fifth	JA Maclean *
2001-2002	Fifth	IM Seib
2005-2006	Lords Taverners U16	GS Chappell **
2007-2008	Sixth	LP Balcam
2008-2009	Lords Taverners U17	AD Parker
2010-2011	Fourth, Fifth (1)	WG Morgan
2011-2012	Sixth (1), Ladies 2 nd	GW Brabon
2012-2013	Seconds (OD) Thirds(2) Fifth	GS Trimble
2014-2015	Seconds	PW Twible
2020-2021	Sixth (OD)	CJ McDermott *
2021-2022	Ladies 2nd	JG Hill
2022-2022	Seconds, Fifth, Fifth (OD) & Sixth (OD)	KJ Healy

AJ Hammelmann

AJ Bichel *

LW Kahler

DA Turner

M Sippel

MJ Buchanan

B Cutting*

M Steketee

B Stanlake*

G Sandhu

*Australian Representatives

**Australian Captain

7 PRESIDENT'S REPORT

As President, the 2022/23 season was a proud year for the club. We have been building over the past five years to move the club to the top of Premier Grade Cricket. I could not have been prouder of the way the club collectively pulled together and achieved during the year.

With several changes during the 2022/23 off season, the club emerged with a strong start and never looked back. I personally noticed the improved standards and accountability around the club that was driven by the playing group.

The season started early in Mid-August with T20 MAX competition (where we were inaugural finalists) and ended in early April with 2 x 2-day premierships.

During the 22/23 season, the club achieved so many outstanding results. In particular:

- Five Premierships (2nd grade (two day), 5th grade (2 day and one day), 6th grade (one day) and women's 2nd grade (T20))
- 5th grade achieving the clean sweep – One day and two-day premiers plus the spirit of cricket award.
- Six out of seven grade teams made the end of season semifinals.
- Finalists in the inaugural 1st grade T20 max competition (plus semifinalists in the one-day competition)
- Two one day premierships on one day at home (5th grade and six grade)
- 3rd in the club championships (up from 8th only two seasons ago)
- Women's team winning the T20 competition plus finalists in the one-day competition)

These results are a testament to the work that all players and coaches put in during the season.

I am pleased to report that the club also achieved several milestones off the field during this year including – Recovery from the February 2022 floods that saw the club devastated. This could not have been achieved with the dedication of all members that assisted.

The 125-year celebratory lunch that saw a sellout crowd and the Port office in March. The re-connection to so many of our past players and supporters was a particular highlight for the year.

The financial strength of the club continues to improve and places us in a good place to continue to compete in the Premier Grade Competition against the best administered clubs.

Improvement to our cricketing infrastructure including a complete overhaul of our net complex and improvements to playing conditions at Fehlberg Park.

None of this could be achieved without the solid contributions of the support crew, volunteers and supporters around the club. I would like to personally thank:

- The club committee and the tireless work that they put into the club each and every year. Each member of the committee works extremely hard at their designated portfolio – the club is where we are now – because of your hard work.
- The club coaching staff who have taken our program to a new level last year lead by club legend Ken Healy, Joe Dawes, David Short, Melissa Lewis and Baba Sourjah.
- Jack Hurst for his professional attitude and demeanor as head of the selections committee.
- Julie Isoradi for her work associated with the record level of grant funding that the club was able to achieve last financial year.
- Queensland Cricket for their continued support of Premier Grade cricket in Brisbane; and
- Congratulation to Alex Robynson who received the President's award last year – for the amazing contribution he has made to the club since he has joined.

I would also like to personally congratulate our representative players again this year including Gurinder Sandhu (Queensland Bulls and Sydney Thunder), Ben Cutting (Sydney Thunder) and Aryan Jain who debuted for Queensland and subsequently became a contracted players for the 2023/24 season.

We look forward to improving as a club over the 2023/24 season and continuing to provide the most welcoming atmosphere for every player to improve their game.

Bring on season 23/24 - Go pies!

Brendon Gibson

President

8 TREASURER'S REPORT

I am pleased to present the treasurer's report for the fiscal year ending on 31 May 2023. During this period, our Club has achieved significant milestones in both our trading activities and overall financial management.

Revenue

The Club's Gross Revenue for FY23 amounted to \$695,714, marking a substantial increase from the previous year's \$287,727. This growth was primarily driven by a substantial grant funding of \$498k received during the current period. Noteworthy revenue increases were observed in categories such as facilities and events hire, which saw an uptick of \$38k, and canteen sales, which increased by \$9k.

I would like to extend special thanks to Julie Isoardi and Alex Robynson for their tremendous efforts in securing all available grant funding. Additionally, I commend Peter Strain, our club debt collector, for his dedicated time and effort in fee collection, which greatly contributed to our revenue.

Expenses

Regarding expenses, a significant portion was allocated to the net upgrade project, with \$90k being expensed during FY23, following a partial expense in FY22. Furthermore, we have increased our investment in coaching, leading to tangible benefits both on and off the field. Moving forward, we intend to allocate more funding to coaching as part of our club's commitment to enhancing our cricket performance.

Despite achieving a profit of \$168k in the current year, it is imperative that we focus on improving our strategies to secure more sustainable income sources. We will continue to explore opportunities to enhance our revenue streams in order to sustain our club's growth and success.

Acknowledgments

I would like to extend my gratitude to our sponsors, Aegis PG, Big Fish Tavern, Lucky's Sports and Fitness, and all other donors who have provided support throughout this period. Your contributions have been instrumental in driving our club forward and enabling us to achieve our established goals.

In conclusion, I am proud to report that our club has made significant strides in both financial performance and overall operations during the fiscal year. As we look ahead, we remain committed to prudent financial management, exploring new revenue avenues, and maintaining strong partnerships to ensure the continued growth and success of our club.

Sincerely,

Umhar Samsudeen

9 QLD CRICKET DELEGATE'S REPORT

Our President and I have continued representing the club as delegates to Qld Cricket for the year.

Firstly, this year was the celebration of the 125th year of the Grade Cricket competition, to coincide with our own anniversary celebrations. A celebration dinner was held at Allan Border Field during the 1st Grade final.

The development of the AB field and surrounds has now resulted in a professional field capable of hosting Sheffield Shield games and eventually, more 1 day and T20 events, with planned expanded seating to increase capacity further.

This will reduce the impact on our state game during the Brisbane Cricket Ground (Gabba) redevelopment over the next few years, as well as the financial burden on the association, given the cost of using that facility. A bug bear for a number of years.

Cricket Australia advised the appointment of former WACA Chair Lachlan Henderson as the new Chair of Cricket Australia. It is possible that the QC constitution may be presented for an amendment to include a further independent member on the QC Board. This will not change the control of the Board between delegate elected members and independent members appointed.

QC continues to provide funds for infrastructure development throughout Qld and has indicated further support to Souths in our flood redevelopment.

Our President will no doubt speak to further funding requests in an ongoing and more sustainable level as requested to QC by the Grade Clubs. We await those negotiations to further stabilise our funding model.

The expansion of the QC based live streaming of First Grade games is a welcome innovation.

Financially, Qld Cricket is in a much improved financial position from a decade ago where it was in unfunded debt for many millions.

Despite BBL sales being a bit below average, the funding shortfall was offset with a smaller reduction in funding from CA, after much discussion. The next funding from CA is yet to be publicly announced at time of writing.

Despite all of this the QC financials are in a relatively healthy position, despite economic headwinds.

Of note is that the Qld Cricket long term investment Future Fund is now holding over \$4 million which will build the financial sustainability of QC for years to come.

Another successful season for South Brisbane District Cricket Club in our 125th anniversary year.

Clayton Bradford

10 QUEENSLAND CRICKET ASSOCIATION STATISTICS

10.1 SCI-FLEET MOTORS CLUB CHAMPIONSHIP

Club	Points
Northern Suburbs District Cricket Club	1822.00
University of Queensland	1694.00
South Brisbane District Cricket Club	1669.50
Redlands Tigers Cricket Club	1537.25
Western Suburbs District Cricket Club	1460.00
Valley District Cricket Club	1407.00
Gold Coast District Cricket Club	1217.75
Toombul District Cricket Club	1129.00
Wynnum Manly District Cricket Club	833.25
Sunshine Coast Cricket Club	793.00
Cricket Ipswich (Premier Grade)	777.00
Sandgate – Redcliffe District Cricket Club	717.50

10.2 THE PREMIER GRADE COMPETITION CLUB POSITION

Grade	Minor Premiers	Club Position
First (Overall)	Northern Suburbs	6th
First (2 Day)	University of Queensland	7th
First (1 Day)	Northern Suburbs	4th
First (T20)	Northern Suburbs	2nd
Second (Overall)	South Brisbane	1st
Second (2 Day)	South Brisbane	1st
Second (1 Day)	Gold Coast	10th
Second (T20)	University of Queensland	5th in South-West Pool
Thirds (2 Day)	Northern Suburbs	4th
Thirds (1 Day)	University of Queensland	2nd in South-West Pool
Fourths (2 Day)	South Brisbane	1st
Fourths (1 Day)	Western Suburbs	4th in South-West Pool
Fifth (2 Day)	Northern Suburbs	2nd
Fifth (1 Day)	South Brisbane	1st in South-West Pool
Sixth (2 day)	Redlands	3rd
Sixth (1 day)	South Brisbane	1st in South-West Pool
Seventh	Springwood Suns	5th
Eighth	Redlands Sharks	5th
Lord's Taverners (One Day Competition)	Gold Coast	3rd in South-West Pool
Lord's Taverners (T20 Competition)	Western Suburbs	8th
Women's 2nd Grade	Western Suburbs	2nd
Women's (T20)	Wynnum Manley	3rd
Paul Pink Shield	Western Suburbs	7th
Under-19 One Day	Valley	6th in South-West Pool













11 FIRST GRADE REPORT 2022/2023

Captain: Aryan Jain

The final premiership points were as follows:

Queensland Premier Cricket - Men's First Grade Competition













Overall Champions - Damien Mullins Cup

RANK	TEAM	P	W2	W1	D	L1	L2	WKTS LOST	RUNS FOR	WKTS TAKEN	RUNS AGST	POINTS	Q	
1	 Northern Suburbs	22	0	16	2	4	0	169	5991	210	4882	182.25	1.5249	A
2	 Redlands	22	1	13	3	5	0	182	4514	208	4880	178.00	1.0571	A
3	 University of Queensland	22	0	10	4	8	0	148	5135	199	5200	175.25	1.3278	A
4	 Western Suburbs	22	0	13	3	6	0	174	5311	187	4428	167.00	1.2890	A
5	 Gold Coast	22	0	12	3	7	0	174	4936	204	4578	156.25	1.2641	A
6	 South Brisbane	22	0	12	2	8	0	164	4677	193	5295	143.00	1.0395	A
7	 Sunshine Coast	22	0	10	4	8	0	170	4575	165	4476	143.00	0.9921	A
8	 Valley	22	0	8	4	10	0	169	4546	177	4941	133.50	0.9636	A
9	 Toombul	22	0	8	5	8	1	189	4519	161	4977	131.00	0.7735	A
10	 Ipswich	22	0	7	3	12	0	180	4972	157	5306	128.50	0.8173	A
11	 Wynnum-Manly	22	0	2	4	16	0	209	4905	156	5131	89.50	0.7135	A
12	 Sandgate-Redcliffe	22	0	1	1	20	0	238	5246	149	5233	60.25	0.6276	A

Last re-calculated: Apr 25, 2023 3:44AM (local time)

Queensland Premier Cricket - Men's First Grade Competition













KFC T20 Max


RANK	TEAM	P	W	L	D	RUNS FOR	OVERS FACED	RUNS AGST	OVERS BOWLED	PTS	NRR	
1	 Northern Suburbs	8	7	1	0	1357	143	1132	160	14	2.392	
2	 South Brisbane	8	6	2	0	1060	129	1085	156	12	1.230	A
3	 Western Suburbs	8	6	2	0	1170	156	1010	158	12	1.069	
4	 Gold Coast	8	6	2	0	1037	140	1030	152	12	0.634	A
5	 Sunshine Coast	8	5	2	1	857	124	837	109	11	-0.756	A
6	 Redlands	8	5	3	0	1172	159	1019	151	10	0.615	
7	 Toombul	8	4	3	1	1118	137	1129	139	9	0.038	
8	 Ipswich	8	2	5	1	1010	136	1070	125	5	-1.088	A
9	 University of Queensland	8	2	6	0	1127	151	1226	154	4	-0.488	
10	 Valley	8	2	6	0	1126	159	1194	154	4	-0.680	
11	 Wynnum-Manly	8	1	6	1	994	139	1143	130	3	-1.670	
12	 Sandgate-Redcliffe	8	0	8	0	976	147	1129	133	0	-1.828	A

Last re-calculated: Apr 25, 2023 3:44AM (local time)

Queensland Premier Cricket - Men's First Grade Competition

























Kookaburra One Day Competition

RANK	TEAM	P	W	L	D	RUNS FOR	OVERS FACED	RUNS AGST	OVERS BOWLED	PTS	NRR
1	 Northern Suburbs	3	3	0	0	847	149	627	150	15	1.511
2	 Valley	3	3	0	0	438	110	382	150	15	1.423
3	 Gold Coast	3	2	1	0	713	150	406	141	12	1.870
4	 South Brisbane	3	2	1	0	490	98	637	150	11	0.736
5	 University of Queensland	3	2	1	0	811	150	736	149	9	0.478
6	 Redlands	3	2	1	0	668	149	654	118	8	-1.054
7	 Ipswich	3	1	2	0	545	137	564	132	5	-0.319
8	 Western Suburbs	3	1	2	0	641	141	721	150	4	-0.277
9	 Toombul	3	1	2	0	552	150	577	130	4	-0.758
10	 Sandgate-Redcliffe	3	1	2	0	732	150	891	149	4	-1.107
11	 Sunshine Coast	3	0	3	0	610	150	670	137	0	-0.800
12	 Wynnum-Manly	3	0	3	0	534	150	714	128	0	-1.996

Last re-calculated: Apr 25, 2023 3:44AM (local time) 

Queensland Premier Cricket - Men's First Grade Competition

Sci-Fleet Motors Two Day Competition

RANK	TEAM	P	W2	W1	D	L1	L2	WKTS LOST	RUNS FOR	WKTS TAKEN	RUNS AGST	POINTS	Q
1	 University of Queensland	11	0	6	4	1	0	74	3197	129	3238	162.25	1.7212 
2	 Redlands	11	1	6	3	1	0	94	2674	136	3207	160.00	1.2064 
3	 Northern Suburbs	11	0	6	2	3	0	111	3787	114	3123	153.25	1.2454 
4	 Western Suburbs	11	0	6	3	2	0	98	3500	107	2697	151.00	1.4169 
5	 Gold Coast	11	0	4	3	4	0	101	3186	127	3140	132.50	1.2758 
6	 Sunshine Coast	11	0	5	3	3	0	102	3108	102	2969	132.00	1.0468 
7	 South Brisbane	11	0	4	2	5	0	111	3127	110	3573	120.00	0.8673 
8	 Ipswich	11	0	4	2	5	0	108	3417	94	3672	118.50	0.8099 
9	 Toombul	11	0	3	4	3	1	123	2649	96	3271	118.00	0.6798 
10	 Valley	11	0	3	4	4	0	91	2982	105	3365	111.50	1.0225 
11	 Wynnum-Manly	11	0	1	3	7	0	126	3377	102	3274	86.50	0.8350 
12	 Sandgate-Redcliffe	11	0	0	1	10	0	160	3538	77	3213	56.25	0.5299 

Last re-calculated: Apr 25, 2023 3:44AM (local time)

1st Grade Captains Report:

The inaugural KFC Twenty20Max competition meant that our First Grade side had a shorter break before the new season begun in mid-August. Nonetheless, the entire club was in great shape for a strong season after a comprehensive pre-season under new coach, Ken Healy. Owing to the new interstate rule for the T20 competition, Souths welcomed Dylan Hunter, Stirling McAvooy and Harmon Sandhu from New South Wales to our First Grade team and began the competition with a nail-biting loss off the last ball of the game against Sunshine Coast. Despite the result, our outfit took great confidence from the fighting display which translated into 3 impressive wins over Valleys, Sandgate and under lights against Uni. Individual highlights included Brandon Honeybrook's 3/13 against Valleys, Ben Cutting 89 not out off 30 balls against Sandgate and 64 not out for Dylan Hunter against Uni. While 3 out of 4 wins on the first weekend was a great turnaround, the most pleasing result was being able to play fixtures at home only months after flooding had ravaged Fehlberg Park.

A huge shoutout to our groundsman Ben, the committee and the greater Souths family for their hard work in restoring our home turf so quickly.

The second week of the competition began with tough fixtures against Gold Coast and Wests but two more successful run chases on the back of tight bowling and a commanding win over Wynnum where Souths posted 220 (Dylan Hunter – 97 off 47 balls) moved us to 2nd on the table and stamped our authority as a serious contender for the title. Behind an army of Magpie supporters at Allan Border Field, Souths faced Wests in the semi-final. Batting first, we found ourselves in early trouble at 4/42 before a magical innings of 81 off 48 by Stirling McAvoy allowed us to post a competitive 7/154. Once again, the bowlers stood up to guide us to a 11-run win and a spot into the grand final for the first time in 20 years. Our supporters joined us in the AB Field change room to sing the song, an amazing club moment that will be hard to forget.

Souths batted first in the Grand Final and solid contributions throughout the order got us to 6/151. The game hung in the balance throughout Gold Coast's chase and we looked to be ahead when Connor McMillan struck twice in two balls. But a spirited 7th wicket partnership saw Gold Coast to the win with two balls to spare meaning we felt agonisingly short of a T20 flag. Our bowlers were fantastic throughout the whole tournament and despite the disappointment, our early season form brought great confidence to our group.

First Grade continued our white-ball form in the One-Day competition. Superb hitting displays of 97 not out against Redlands and 84 against Toombul by Ben Cutting helped us secure 4th and a quarter-final match up against Uni who finished 5th. Our quarterfinal was reduced to an 18-over affair due to persistent rain and we found ourselves well behind during Uni's chase. However, a fortuitous turn of events occurred at the end of the 14th over where the umpires abandoned play due to bad light, voiding the fixture (15 overs are required to constitute a match) and Souths progressed to the semi-final based on finishing higher on the ladder. Determined to make the best of our luck, Souths turned up to Norths the following week only to be met by further rain delays. Reduced a 29-over match, Norths posted a strong 5/250 and we fell well short in our run chase. The inconsistency in our one-day performances eventually came back to bite us and we shifted our focus to the two-day competition.

With Ben Cutting and Gurinder Sandhu absent on representative duties and the loss of our interstate players from the T20 Max, the onus fell on our homegrown talent to lead our team in the white clothing. A disappointing loss against Wests and rain-affected draw against Uni (Harry Jones – 92) was not the desired start but a comprehensive win against Sandgate kickstarted our two-day season. Souths dismissed Sandgate for 207 just before tea on Day 1 but the star of the show was Logan Duval, who scored his first hundred in Premier Cricket (111 of 91 balls) within a session to set up the chase. In the next three fixtures before the Christmas break, First Grade found themselves in dominant positions but mistakes in the field cost us valuable points in our quest to play finals cricket. However, these matches contained exceptional performances from James Rosewarne (5/94 vs Norths, 101 vs Wynnum), Harmon Sandhu (5/69 vs Wynnum, 4/112 vs Gold Coast) and Matthew Love (76 on debut).

We returned from the Christmas break requiring wins to be any chance of making finals and started off brilliantly with a strong wins against Ipswich and Toombul on the back of impressive bowling efforts from Harmon Sandhu and Toby Sawyer-Brown. However, inconsistent batting performances meant we failed to back up our bowlers, leading to low totals and eventual defeats in our two away fixtures at Valleys and Redlands. Heading into the

last two-day fixture against Sunshine Coast, First Grade were out of finals contention but desperate for a strong showing. Four wickets for James Ward restricted Sunshine Coast to 303 and Lucky Peterson (151) led a stellar run-chase to end the season on a high.

Congratulations to our eight First Grade debutants: Claye Beams, Harmon Sandhu, Damien Ravu, Dilruwan Perera, Matthew Love, Connor McMillan, Jacob Dunne and Dylan Crees, with special mention to Harmon Sandhu who finished top of First Grade with 52 wickets across all formats, earning him a place in the Premier Cricket Team of the Year. I would like to personally thank the Club for all their support of the playing group and the tireless work they put in to allow us to enjoy our cricket every weekend. While there are too many people to name, a special shout-out to Jack Hurst and Alex Robynson for volunteering their time to help us at training and on game days and provide us the resources to perform at our best. Finally, a thank you to coaches Ken Healy, Joe Dawes, David Short, Baba Sourjah and Cody Fullarton for their dedication to our improvement as players and men.

Upon reflection, our young First Grade group has plenty of positives to draw upon from our successes in the white ball formats. However, consistency in all three facets of the game is needed across the season for us to achieve our collective goal of winning premierships. I am confident that another season of experience will hold us in good stead to reach greater heights in 2023/24.

AJ

Batting results:

PLAYER	MAT	INN	NO	100S	50S	0S	4S	6S	MIN	HS	RUNS	AVE.	STR.
1 Jain, Aryan	25	27	4	1	4	2	61	12	2015	117	799	34.74	60.0
2 Faber, Brandon	26	28	5	0	4	0	77	14	1370	73*	712	30.96	71.8
3 Cutting, Benjamin J	17	17	2	0	4	3	43	44	490	97*	534	35.60	165.3
4 Duval, Logan	16	20	0	1	2	1	72	8	974	111	489	24.45	72.9
5 Jones, Harold	11	13	2	0	2	0	45	5	734	92	362	32.91	62.5
6 Rosewarne, James R	24	15	5	1	0	1	29	9	677	101	290	29.00	57.9
7 Peterson, Emmanuel Lucky	12	13	2	1	0	0	23	6	820	151	283	25.73	51.5
8 Hunter, Dylan J	10	10	2	0	3	4	27	16	260	97	278	34.75	160.7
9 Sandhu, Gurinder S	15	9	2	0	1	0	14	7	433	61	235	33.57	66.2
10 McAvoy, Stirling T	10	9	4	0	1	1	16	13	194	81	225	45.00	139.8
11 Love, Matthew A	8	11	0	0	1	3	22	0	713	76	172	15.64	30.3
12 Sandhu, Harmon	23	12	2	0	1	1	14	8	235	56	163	16.30	77.3
13 Perera, Dilruwan	8	7	2	0	1	1	10	4	236	61*	115	23.00	63.2
14 Beams, Claye	19	13	5	0	0	3	11	4	255	26*	115	14.38	60.2
15 Crees, Dylan J	3	3	0	0	0	1	8	2	181	49	62	20.67	47.0
16 Nanayakkara, Saveen R	15	5	5	0	0	0	6	1	66	24*	43	NA	95.6
17 Honeybrook, Brandon	14	7	2	0	0	2	1	2	53	15	34	6.80	94.4
18 Sawyer-Brown, Toby T	8	6	2	0	0	2	4	0	153	17	28	7.00	24.6
19 Wells-Peris, Arlen	3	4	1	0	0	0	1	0	67	6*	18	6.00	30.5
20 McMillan, Connor	10	5	2	0	0	1	2	0	76	6	15	5.00	25.4
21 Geyer, Sam T	2	1	0	0	0	0	1	0	11	11	11	11.00	91.7
22 Ward, James M	5	3	1	0	0	1	1	0	36	7	9	4.50	37.5
23 Sigeru, Hiruna	2	2	0	0	0	1	0	0	8	2	2	1.00	25.0
24 McNae, Brendan	1	1	0	0	0	1	0	0	1	0	0	0.00	0.0
25 Dunne, Jacob	1	1	1	0	0	0	0	0	3	0*	0	NA	0.0
26 Ravu, Damien	10	1	1	0	0	0	0	0	0	0*	0	NA	

Click a row to view that player's statistics.

Bowling results:

	PLAYER	MAT	O	M	R	W	5W	10WM	BBI	AVE.	STR.	ECN.
1	Sandhu, Harmon	23	304	49	1279	52	1	0	5/69	24.60	35.08	4.21
2	Rosewarne, James R	24	225.2	25	1062	42	1	0	5/94	25.29	32.19	4.71
3	Cutting, Benjamin J	17	86	13	400	17	0	0	3/15	23.53	30.35	4.65
4	Sandhu, Gurinder S	15	65.4	7	323	15	0	0	3/8	21.53	26.27	4.92
5	Perera, Dilruwan	8	158.3	44	463	14	0	0	4/45	33.07	67.93	2.92
6	Honeybrook, Brandon	14	59	2	371	13	0	0	3/13	28.54	27.23	6.29
7	Ward, James M	5	99.5	21	393	12	0	0	4/51	32.75	49.92	3.94
8	Sawyer-Brown, Toby T	8	81.5	26	310	11	0	0	4/14	28.18	44.64	3.79
9	Ravu, Damien	10	40.5	7	209	8	0	0	2/32	26.13	30.63	5.12
10	Nanayakkara, Saveen R	15	62	3	284	8	0	0	4/16	35.50	46.50	4.58
11	Jain, Aryan	25	41	2	175	4	0	0	3/35	43.75	61.50	4.27
12	McMillan, Connor	10	74.3	11	350	4	0	0	2/19	87.50	111.75	4.70
13	Geyer, Sam T	2	6	1	43	3	0	0	3/43	14.33	12.00	7.17
14	Sigera, Hiruna	2	1	0	2	0	0	0	0/2	NA	NA	2.00
15	McAvoy, Stirling T	10	1	0	10	0	0	0	0/10	NA	NA	10.00
16	Love, Matthew A	8	1.5	0	19	0	0	0	0/5	NA	NA	10.36
17	McNae, Brendan	1	12	5	35	0	0	0	0/35	NA	NA	2.92
18	Wells-Peris, Arlen	3	18	2	62	0	0	0	0/26	NA	NA	3.44
19	Dunne, Jacob	1	9.1	0	67	0	0	0	0/67	NA	NA	7.31

Click a row to view that player's statistics.













12 SECOND GRADE REPORT 2022/2023

Captain: Matt Casey

The final premiersip points were as follows:

Queensland Premier Cricket - Men's Second Grade Competition













Overall Champions

RANK	TEAM	P	W2	W1	D	L1	L2	WKT'S LOST	RUNS FOR	WKT'S TAKEN	RUNS AGST	POINTS	Q
1	 South Brisbane	19	2	8	2	7	0	177	4555	183	3863	190.00	1.2191 A
2	 Gold Coast	19	0	13	4	2	0	140	4328	168	4229	179.00	1.2281 A
3	 Northern Suburbs	19	1	11	3	4	0	136	4414	185	4121	164.00	1.4570 A
4	 Redlands	19	0	12	2	5	0	172	4215	175	4215	155.75	1.0174 A
5	 Ipswich	19	0	11	0	8	0	160	3862	166	3729	145.50	1.0745 A
6	 University of Queensland	19	0	12	1	5	1	179	4205	185	3489	135.50	1.2456 A
7	 Sandgate-Redcliffe	19	1	3	3	12	0	152	3859	173	4976	129.25	0.8827 A
8	 Wynnum-Manly	19	0	5	2	11	1	194	3914	184	4120	119.25	0.9010 A
9	 Valley	19	0	4	3	12	0	156	4230	154	3899	113.50	1.0710 A
10	 Toombul	19	0	8	1	8	2	178	3992	154	4567	110.00	0.7562 A
11	 Western Suburbs	19	0	6	2	11	0	191	4293	140	3851	104.75	0.8171 A
12	 Sunshine Coast	19	0	5	1	13	0	184	3551	152	4359	83.75	0.6730 A

Last re-calculated: Apr 25, 2023 3:44AM (local time)

Queensland Premier Cricket - Men's Second Grade Competition












Alan Pettigrew Shield [Two Day]

RANK	TEAM	P	W2	W1	D	L1	L2	WKTS LOST	RUNS FOR	WKTS TAKEN	RUNS AGST	POINTS	Q	
1	 South Brisbane	11	2	6	2	1	0	119	3398	140	2637	184.00	1.5160	A
2	 Gold Coast	11	0	6	4	1	0	100	3169	112	3033	156.00	1.1702	A
3	 Northern Suburbs	11	1	4	3	3	0	102	2972	116	3077	141.00	1.0984	A
4	 Redlands	11	0	6	2	3	0	123	2892	127	2941	140.75	1.0153	A
5	 Ipswich	11	0	6	0	5	0	112	2754	115	2625	131.50	1.0772	A
6	 Sandgate-Redcliffe	11	1	3	3	4	0	86	2726	125	3450	129.25	1.1485	A
7	 Wynnum-Manly	11	0	4	2	4	1	130	2807	131	2844	117.25	0.9946	A
8	 University of Queensland	11	0	4	1	5	1	127	2741	118	2351	110.50	1.0833	A
9	 Valley	11	0	3	3	5	0	95	3000	105	2599	109.50	1.2758	A
10	 Western Suburbs	11	0	3	2	6	0	140	3014	88	2525	96.75	0.7503	A
11	 Toombul	11	0	3	1	5	2	121	2676	108	3332	95.00	0.7168	A
12	 Sunshine Coast	11	0	2	1	8	0	128	2348	98	3083	75.75	0.5831	A

Last re-calculated: Apr 25, 2023 3:44AM (local time)

Queensland Premier Cricket - Men's Second Grade Competition

One Day Competition

RANK	TEAM	P	W	L	D	RUNS FOR	OVERS FACED	RUNS AGST	OVERS BOWLED	PTS	NRR
1	 Gold Coast	3	3	0	0	494	97	490	150	15	1.835
2	 Northern Suburbs	3	3	0	0	540	109	487	150	15	1.677
3	 University of Queensland	3	3	0	0	606	123	492	150	15	1.620
4	 Toombul	3	2	1	0	606	148	490	145	9	0.732
5	 Ipswich	3	2	1	0	523	141	523	123	8	-0.537
6	 Redlands	3	1	2	0	543	132	563	147	5	0.291
7	 Valley	3	1	2	0	606	150	584	143	4	-0.039
8	 Sunshine Coast	3	1	2	0	541	147	608	146	4	-0.491
9	 Western Suburbs	3	1	2	0	523	150	548	131	4	-0.697
10	 South Brisbane	3	1	2	0	471	145	479	115	4	-0.904
11	 Wynnum-Manly	3	0	3	0	417	150	558	133	0	-1.400
12	 Sandgate-Redcliffe	3	0	3	0	566	150	614	108	0	-1.877

Last re-calculated: Apr 25, 2023 3:44AM (local time)

Queensland Premier Cricket - Men's Second Grade Competition


T20 Competition

North/East Pool

RANK	TEAM	P	W	L	D	RUNS FOR	OVERS FACED	RUNS AGST	OVERS BOWLED	PTS	NRR
1	 Redlands	5	5	0	0	780	90	711	100	10	1.541
2	 Northern Suburbs	5	4	1	0	902	100	557	100	8	3.450
3	 Toombul	5	3	2	0	710	96	745	94	6	-0.475
4	 Sunshine Coast	5	2	3	0	662	100	668	95	4	-0.424
5	 Wynnum-Manly	5	1	4	0	690	100	718	96	2	-0.528
6	 Sandgate-Redcliffe	5	0	5	0	567	100	912	100	0	-3.450

South/West Pool

RANK	TEAM	P	W	L	D	RUNS FOR	OVERS FACED	RUNS AGST	OVERS BOWLED	PTS	NRR
1	 University of Queensland	5	5	0	0	858	97	646	100	10	2.355
2	 Gold Coast	5	4	1	0	665	98	706	100	8	-0.274
3	 Ipswich	5	3	2	0	585	99	581	96	6	-0.131
4	 Western Suburbs	5	2	3	0	756	100	778	99	4	-0.285
5	 South Brisbane	5	1	4	0	686	98	747	100	2	-0.458
6	 Valley	5	0	5	0	624	100	716	97	0	-1.154

Last re-calculated: Apr 26, 2023 3:44AM (local time) 

2nd Grade Captains Report:

A loss in the semi-final of the two day comp in the previous season saw our 2nd grade team hungry to go all the way in the 2022/23 season. We had a number of players from the previous season return which made team unity easy to build upon and it was time for one team, one dream again!

The season was changed slightly this year starting with all white ball cricket before switching focus to red ball for the remainder of the season. Starting the season in August was definitely something a lot of us weren't used to and unfortunately we were only able to win one out of our five T20 matches. Despite those early losses, we were in the game for the majority of our T20 fixtures and the white ball specialist, Liam O'Hare decided to un-retire from red ball cricket and play the entire season, which was a massive bonus for us. The T20 season saw younger players such as Noah Vojinov and Sam Geyer really come into their own and cement themselves as important players for our team, and this continued through to the one day competition.

Despite two heavy losses in the first two one day fixtures, these losses kick started our season. We defeated Toombul in our final one day fixture thanks again to a great all round effort by Sam Geyer with Liam O'Hare's white ball specialist knock (strike rate 40). Like I said, early defeats really helped us regroup as a team as we turned our focus to what we know is and has been our best format of cricket over the last 3-4 seasons.

Long story short, in the two dayers, we won and we continued to win throughout the season, proving to be a dominant force when matched up against any other team in the competition. We did this as well, by only having our first century scored in the second last round of the season by Lucky Peterson, which shows how much every player contributed to the scorecard over the season at various times. The best part about our team this year I feel was the great level of experience at the 1st and 2nd grade level the entirety of our team has had as well as the tremendous self-belief we had to get out of any corner we backed ourselves into. A

number of our younger players were justly rewarded with 1st grade honours after a number of great performances which I couldn't be happier about. Our whole job in 2nd grade, apart from winning premierships, should be to develop the new up and coming players and to make sure they are ready for that next step. In the first two dayer of the season, Matthew Love, a new young player in our team led from the front in the rain scoring a magnificent 93 n.o in the rain before I declared on him overnight (something I'm sure he still hasn't forgiven me for). Connor McMillan was another player that burst onto the second grade scene both with his great leg spin, but also was fantastic with the bat, regularly scoring 50's batting at 8 to boost our team total and as I said before, back us out of a lot of corners (not to mention he is a fantastic fielder). Speaking of players that regularly performed, this was a great season for Dylan Crees, who really was the Mr Fix-it of our team. Everything I asked Dyl to do this season he helped with. If we didn't have a keeper, he would keep. If I needed an opener, he would do it and if I needed him to bat 8, he would do it (even with a few complaints), and he played all of these roles fantastically.

Jacob Dunne, another young bowler, really made a name for himself in our 2nd grade team this season as well, regularly taking wickets, including an inspired performance alongside Matt Wiseman to bowl Wynnum out for 76 in their second innings of the match, helping us to win outright (my first outright win playing for Souths in 10 years). Saw Edwards absolutely dominated in 3rd grade this year and unfortunately didn't get many opportunities in our team, but his efforts in the Grand Final were crucial and his innings went a long way to setting that win up (but more on that later). I can't finish off my spiel about the young players without mentioning Eddie Leslie who made the move from 4's at the start of the season to playing 2's regularly by the end. Eddie is already a great bowler and I have no doubt he'll play a lot of first grade in the future. In every match he played for us, he was able to make important break throughs and bowls a nagging line and length not unlike Glenn McGrath.

Apart from the younger players that really broke through this year, we of course had the experienced stalwarts of Arlen Wells-Peris, Trent Pearce, Brendan McNae (when he wasn't injured), Toby Brown and Brandon Honeybrook. All match winners in their own right, at different stages in the season, they all contributed heavily to winning matches that almost seemed unwinnable. I would list all of the individual accolades they achieved during the season, but that would take too long. We also welcomed a new experienced player this year in Claye Beams who is rumoured to be worth about \$5 million, but we didn't see any of that money. Claye added exactly what we needed to the team scoring runs quickly and also keeping wickets for us. Unluckily, he scored three 90's for us before finally scoring a match defining 100 in the grand final, another huge reason why we took out the two day title this year. A blessing in disguise was having Lucky Peterson dropping back from 1's half way through the season. His sense of professionalism and energy really helped us through the back half of the season and through the finals.

Our game play was built on taking wickets and scoring runs quickly this season, regularly achieving maximum bonus points in the first innings of matches, but also gaining bonus points where they seemed unlikely in the second innings (like scoring 100 runs in 12 overs to gain an extra point). The belief in ourselves and each other was awesome to see and despite the fact we only won 1 T20 and 1 one dayer, we managed to take out the overall premiership for most points scored across all three formats. On top of this, in the two day comp, we only lost one match all season and we recorded what I believe to be the most points in a regular season for any team in 2nd grade ever.

With this success in the regular season, we knew we were the hunted, not the hunters in the semi and grand-final. Runs on the board and unbelievable bowling performances by Brendan Mcnae (6fa in the semi) and Toby Brown (8 wickets for the match including a 2nd innings 5fa in the Grand Final, as well as 26 overs straight after McNae went down) in both finals helped 2nd grade lift their first two day premiership since 2014/15. One player in our team was there in 2014/15, and Arlen Wells-Peris deserved this one massively, 8 years later.

To those players that I haven't mentioned personally in this write-up, I do want to thank you all for making the season what it and helping to contribute to the success of our team when you got opportunities and I look forward to what next season will bring. I'm sure I missed out on mentioning a number of other brilliant individual performances that contributed to our success this season as well- but just know I appreciated every single moment, be it big or small that occurred this season. A massive thank you to Gibbo, Robbo and the extended committee for providing guidance and advice throughout the season and organising what needed to be organised such as game balls, or playing clothes. I'd also like to thank Ken for his support in his first season as Head Coach at Souths, I appreciate all of the advice and help you provided throughout the year.

Thank you to Hursty for helping me with the most thankless job of selecting a team week in and week out, and always being available to help me select a new player the morning of the game (which happened a stupid amount of times this season).

Shorty, thank you for coming back this year to help us out. While we have a joke and poke fun at you, we do it because we love you, and we love having you around to help us out and coach us. We couldn't have done this season and won this flag without your help. To Baba, thank you as always for stepping in and helping us run our warmup when Shorty wasn't there, your work never goes unnoticed.

To Marky, I don't know why you rock up every week and score for us but we're sure thankful that you do. We appreciate you and the work you do so much and every bit of our success is your success to, we love having you around.

I think it's fantastic to finish the season on such a high, and we definitely celebrated as we deserved, but if anything it has made all of us hungrier for next season to do it all again and see just how much further we can go with winning white ball flags as well as going back to back in the red ball format.

Cheers, Catt.

Notable Performances:

Batting:

- Lucky Peterson (146)
- Claye Beams (GF 107)

Bowling:

- Jacob Dunne (6/43)
- Brendan McNae (Semi Final 6/27)

- Toby Brown (GF 5/53)
- Arlen Wells-Peris (7/50)

Batting results:

	PLAYER	MAT	INN	NO	100S	50S	0S	4S	6S	MINS	HS	RUNS	AVE.	STR.
1	Beams, Claye	9	13	1	1	4	1	71	18	908	107	588	49.00	92.2
2	Pearce, Trent A	20	24	1	0	5	1	62	8	1141	93	564	24.52	65.6
3	Crees, Dylan J	19	24	4	0	2	2	38	12	997	78	420	21.00	53.0
4	O'Hare, Liam J	18	22	2	0	2	1	33	5	1220	53	405	20.25	45.9
5	Wells-Peris, Arlen	16	18	3	0	2	3	25	1	998	69	382	25.47	50.1
6	Peterson, Emmanuel Lucky	6	8	1	1	1	0	34	5	977	146	372	53.14	52.7
7	Honeybrook, Brandon	12	17	1	0	1	2	35	20	693	93	368	23.00	74.0
8	McMillan, Connor	12	10	4	0	2	1	28	3	615	83*	256	42.67	47.7
9	McNae, Brendan	12	13	3	0	0	0	18	10	346	44	228	22.80	82.9
10	Jones, Harold	7	7	0	0	1	0	17	9	209	57	207	29.57	113.7
11	Casey, Matthew	21	19	7	0	2	2	21	1	433	73	207	17.25	59.5
12	Love, Matthew A	5	7	2	0	1	0	16	0	687	93*	200	40.00	36.5
13	Geyer, Sam T	9	10	2	0	0	0	13	4	244	37	172	21.50	75.8
14	Joby, Aaron	11	13	0	0	0	3	10	1	612	29	146	11.23	36.0
15	Duval, Logan	5	5	0	0	0	0	9	2	119	26	91	18.20	101.1
16	Wiseman, Matthew	6	6	2	0	0	1	8	0	272	30	82	20.50	35.3
17	Isoardi, John	5	4	1	0	1	2	10	0	143	69	74	24.67	57.4
18	Roy, Steve	3	3	0	0	0	0	6	0	217	32	54	18.00	40.9
19	Sigera, Hiruna	3	4	1	0	0	0	7	1	87	20	51	17.00	72.9
20	Edwards, Samuel	4	3	0	0	0	0	4	0	134	33	44	14.67	42.7
21	Sawyer-Brown, Toby T	12	5	2	0	0	1	3	0	95	18	24	8.00	32.9
22	Vojinov, Noah	12	5	3	0	0	1	3	0	63	17*	22	11.00	55.0
23	Strain, Peter W	2	1	1	0	0	0	1	0	58	13*	13	NA	41.9
24	Leslie, Edward	3	1	0	0	0	0	1	1	16	13	13	13.00	108.3
25	Dunne, Jacob	15	7	3	0	0	2	0	0	83	2	4	1.00	11.1
26	Ward, James M	1	2	2	0	0	0	0	0	15	0*	0	NA	0.0

Click a row to view that player's statistics.

Bowling results:

	PLAYER	MAT	O	M	R	W	5WI	10WM	BBI	AVE.	STR.	ECN.
1	Wells-Peris, Arlen	16	190	24	713	34	1	1	7/50	20.97	33.53	3.75
2	Sawyer-Brown, Toby T	12	123.1	29	360	23	1	0	5/53	15.65	32.13	2.92
3	Honeybrook, Brandon	12	128.2	25	344	21	0	0	4/37	16.38	36.67	2.68
4	Casey, Matthew	21	169.2	57	465	20	0	0	3/18	23.25	50.80	2.75
5	McNae, Brendan	12	90.4	27	355	19	2	0	6/27	18.68	28.63	3.92
6	Dunne, Jacob	15	133.1	23	410	17	1	0	6/43	24.12	47.00	3.08
7	McMillan, Connor	12	101.1	17	338	15	0	0	3/22	22.53	40.47	3.34
8	Geyer, Sam T	9	46.4	3	253	11	0	0	4/32	23.00	25.45	5.42
9	Vojinov, Noah	12	65	14	211	10	0	0	2/8	21.10	39.00	3.25
10	Wiseman, Matthew	6	69	13	236	10	0	0	4/32	23.60	41.40	3.42
11	Pearce, Trent A	20	96	23	268	9	0	0	3/20	29.78	64.00	2.79
12	Leslie, Edward	3	49.4	14	130	6	0	0	4/37	21.67	49.67	2.62
13	Ward, James M	1	14	1	40	3	0	0	2/23	13.33	28.00	2.86
14	Edwards, Samuel	4	7	2	18	2	0	0	2/18	9.00	21.00	2.57
15	Love, Matthew A	5	3	2	4	0	0	0	0/4	NA	NA	1.33

Click a row to view that player's statistics.











13 THIRD GRADE REPORT 2022/2023

Captain: Matt Taviani

The final premiership points were as follows:

Queensland Premier Cricket - Men's Third Grade Competition

Norm McMahon Shield [Two Day]

RANK	TEAM	P	W2	W1	D	L1	L2	WKTS LOST	RUNS FOR	WKTS TAKEN	RUNS AGST	POINTS	Q
1	 Northern Suburbs	9	2	3	2	2	0	65	2071	116	2192	127.71	1.6861
2	 University of Queensland	9	1	4	3	1	0	95	2474	84	1461	124.74	1.4973
3	 Redlands	9	0	6	1	2	0	90	2191	89	1506	121.16	1.4387
4	 South Brisbane	9	0	5	2	2	0	81	1979	96	2011	113.29	1.1663 A
5	 Toombul	9	0	4	1	4	0	92	1944	92	2025	95.44	0.9600
6	 Valley	9	0	3	3	2	1	79	1809	83	1897	89.84	1.0019
7	 Gold Coast	9	0	3	2	4	0	77	1489	79	1663	80.64	0.9186
8	 Western Suburbs	9	0	2	1	5	1	92	1412	99	2336	67.87	0.6504
9	 Sandgate-Redcliffe	9	0	2	1	5	1	105	1978	69	2052	66.03	0.6334
10	 Wynnum-Manly	9	0	1	2	6	0	98	1786	67	1990	56.61	0.6136

Last re-calculated: Apr 25, 2023 3:44AM (local time)

Queensland Premier Cricket - Men's Third Grade Competition

One Day Competition

North/East Pool

RANK	TEAM	P	W	L	D	RUNS FOR	OVERS FACED	RUNS AGST	OVERS BOWLED	PTS	NRR
1	 Sandgate-Redcliffe	4	4	0	0	747	160	560	157	20	1.098
2	 Northern Suburbs	4	3	1	0	663	160	506	145	17	0.666
3	 Redlands	4	2	2	0	592	139	739	160	10	-0.375 A
4	 Toombul	4	1	3	0	789	160	751	141	7	-0.382
5	 Wynnum-Manly	4	0	4	0	595	142	830	158	2	-1.067 A

South/West Pool

RANK	TEAM	P	W	L	D	RUNS FOR	OVERS FACED	RUNS AGST	OVERS BOWLED	PTS	NRR
1	 University of Queensland	4	4	0	0	599	133	507	160	21	1.324
2	 Valley	4	3	1	0	495	123	500	160	17	0.899
3	 South Brisbane	4	2	2	0	518	131	445	128	13	0.463
4	 Gold Coast	4	1	3	0	561	146	536	140	8	-0.004
5	 Western Suburbs	4	0	4	0	314	160	499	106	2	-2.723

Last re-calculated: Apr 26, 2023 3:44AM (local time) i

3rd Grade Captains Report:

With a strong performance from 1st grade in the T20 and One Day tournaments and some narrow defeats from 2nd grade, our 3rd grade side was looking extremely formidable and we were able to take advantage of several players who returned from higher grades. With a mix of young upcoming talent and older, more experienced players we were able to deliver one of 3rd grades best years in a long time.

Our season started strong, with 3 wins (and a washout) in 4 games with players such as Campbell Farrelly, Sam Edwards and Steve Roy all producing superb match winning knocks against Wests, Wynnum and Norths respectively. In the bowling department, the evergreen Umhar Samsudeen lead our attack with 6 wickets in the first three games and during his small injury stint made way for Eddie Leslie to ascend from the lower grades and bowl beyond his years claiming his first 2 wickets for 3rd grade in consecutive deliveries. Club journeyman Peter Strain shaking off some cobwebs with (quite frankly) an unbelievable all-round performance against Norths, with the “poor man’s” Jacques Kallis smoking with Norths with Steve Roy for a 220-run 2nd wicket partnership, and then providing a crucial bowling performance of 2/11 off 8 overs.

In round 5, our season took a slight tumble as our bogey-team Uni provided to be too hot to handle and 3rd grade suffered their first loss of the season. Lessons were learnt, and excellent performances from Sam Edwards with the bat and Noah Vojinov with the ball. A tight draw against a persistent Valley’s side in round 6 with a lower order rally from Will Storrs and one of the best opening bowling spells of the year with Nick Golding and Campbell Farrelly taking 7 wickets between them rounded out the Two-Day games in 2022, with the team moving on to the One-Dayers heading towards the end of the year.

In our first One-Day game, Sam Edwards once again lead the way with the bat, scoring 70 against Gold Coast, which was backed-up by Eddie Leslie and Noah Vojinov with the ball taking 4/21 and 3/21 respectively. A tight loss to Uni in the second one-day game narrowly losing by 1 wicket showed third grade’s spirit as the team was bitterly disappointed due to some “unlucky” umpiring decisions, where Eddie and Noah once again starred with the ball.

Post-Christmas and after the celebrations many players were sporting new gear and fresh “cuts” we were keen to get back to our winning ways and did, with an outstandingly dominant performance against Wests as they scrambled to 63 after being 4/5 in the first 6 overs, with Brendan McNae returning from a back injury to lead the attack with 4/13 on a day where all the bowlers took wickets and enjoyed the buffet of poor batting decisions served up by our opposition. McNae then took to the opposition smacking 34 from 23, with 2 sixes to finish the match in style, setting us up for must win game against Valleys.

Unfortunately, it was not meant to be in the One-Day tournament as we limped to 110 on a flat wicket and allowing Valley's to cruise through to the One-Day semi-final ahead of us by 4 points. This was then coupled with our worst batting performance of the year against Redlands as we once again crumbled to 107 after Redlands scored 299 in the first innings.

We dusted ourselves off and made the long drive down to the Gold Coast where history looked to repeat itself for a third consecutive game as South's were 8/70 after 27. Enter Peter Strain and Umhar Samsudeen. Our two oldest players batted patiently, waiting for the rare bad delivery from the Gold Coast bowling attack and pounced at the perfect time to drag the corpse of our batting innings to a respectable 202 off 78 overs and then claiming an ever important wicket in the short 3 over spell prior to the end of play on the first day. On a spin friendly wicket, in one of the most constraining spells of bowling produced for 3s in a long time, Noah Vojinov bowled unchanged for 37.2 overs returning an incredible 6/61 with 10 maidens and lead us to a 39 run victory. This combined with a dominant, 204 run win, against Sandgate left us in 4th place, setting up a tough game against Norths for our first 2-day final in several years.

After losing the toss and being told to field, on a flat wicket. Souths started well, taking wickets in regular intervals having Norths 7-100. With some lower order luck Norths scrambled well took advantage of a couple of tough catches put down, posting a respectable 246. On day 2 South's lost an early couple of wickets, however the ship was “steadied” with a 92 run partnership between Sam Edwards and myself. Both Sam and I fell in quick succession with the score being 4-166 and still requiring 81 runs off approximately 16 overs left in the day. Wickets fell regularly for us as we kept creeping towards the total until a late order display of fireworks from Campbell Farrelly, smacking 36 from 24 to revive the South's innings and spread panic throughout the opposition. A misjudged run led to the end of South's innings as we were bowled 10 runs short of a Grand-Final.

All-in-all, I could not have been prouder of the way the team performed this season. Every single player contributed to it's success and the abilities shown by players coming up from lower grades is proof that South Brisbane District Cricket Club is well on it's way to being a power-house in Queensland Grade Cricket again.

Statistics

Top 3 Batters

S Edwards – 428 Runs Ave. 53.50

M Taviani – 306 Runs Ave. 25.50

S Roy – 288 Runs Ave. 36

Top 3 Bowlers

N Vojinov – 26 Wickets Ave. 14.19

E Leslie – 14 Wickets Ave. 20.07

U Samsudeen – 13 Wickets Ave. 14.08

Awards:

- 10 Years Service: P Strain
- G Walsh Memorial Trophy – U/17 Player: E Leslie
- Club Coaches Award: C Farrelly

Batting results:

	PLAYER	MAT	INN	NO	100S	50S	0S	4S	6S	MINS	HS	RUNS	AVE.	STR.
1	Edwards, Samuel	11	9	1	1	4	1	52	1	728	119	428	53.50	62.9
2	Taviani, Matthew J	14	13	1	0	2	0	30	7	610	69	306	25.50	61.2
3	Roy, Steve	8	8	0	1	0	0	27	10	208	174	288	36.00	75.4
4	Farrelly, Campbell	13	13	1	0	0	0	23	8	654	48	241	20.08	48.4
5	Isoardi, John	11	12	0	0	1	1	29	4	313	72	232	19.33	92.1
6	Strain, Peter W	13	13	2	0	2	2	13	0	487	71	227	20.64	34.1
7	Samsudeen, Umhar	11	10	2	0	1	1	9	1	181	50	125	15.63	56.1
8	Storrs, William	12	8	0	0	1	2	14	2	201	56	122	15.25	58.7
9	McNae, Brendan	6	6	1	0	0	1	12	6	205	40	120	24.00	91.6
10	Oliver, Trevor	9	8	0	0	0	1	8	0	389	22	83	10.38	30.6
11	Joby, Aaron	4	4	1	0	0	0	10	0	94	27	70	23.33	57.4
12	Vojinov, Noah	9	8	2	0	0	0	6	0	104	13	50	8.33	65.8
13	Henderson, Louis	5	2	1	0	0	0	4	0	118	37*	46	46.00	62.2
14	Leslie, Edward	7	6	2	0	0	0	4	0	137	13	46	11.50	42.2
15	Nanayakkarawasam, Miron	4	4	0	0	0	0	3	0	166	16	40	10.00	26.1
16	Sane, Soham	6	4	3	0	0	0	2	0	143	13*	37	37.00	38.5
17	Wiseman, Matthew	4	3	0	0	0	0	4	0	90	21	30	10.00	39.0
18	Gunasekera, Guyan	2	1	0	0	0	0	1	1	47	26	26	26.00	52.0
19	McConville, Liam	3	2	1	0	0	0	2	0	30	12*	24	24.00	39.3
20	Gibson, William J	1	1	0	0	0	0				18	18	18.00	40.9
21	Golding, Nicolas	4	2	1	0	0	1	1	0	53	14*	14	14.00	29.2
22	Sigera, Hiruna	1	1	0	0	0	0	2	0	17	10	10	10.00	76.9
23	Miles, Lawrence	2	1	0	0	0	0	0	0	16	1	1	1.00	5.6
24	Cooper, Jared	1	1	0	0	0	0	0	0	10	1	1	1.00	9.1
25	Dunne, Jacob	3	2	1	0	0	1	0	0	33	0*	0	0.00	0.0

Click a row to view that player's statistics.

Bowling results:

	PLAYER	MAT	O	M	R	W	5WI	10WM	BBI	AVE.	STR.	ECN.
1	Vojinov, Noah	9	138.1	33	369	26	1	0	6/61	14.19	31.88	2.67
2	Leslie, Edward	7	86.4	26	281	14	0	0	4/21	20.07	37.14	3.24
3	Samsudeen, Umhar	11	75.2	20	183	13	0	0	4/13	14.08	34.77	2.43
4	Farrelly, Campbell	13	112	18	406	13	0	0	3/34	31.23	51.69	3.63
5	Golding, Nicolas	4	57.1	17	166	10	0	0	4/38	16.60	34.30	2.90
6	Storrs, William	12	85	28	215	10	0	0	3/15	21.50	51.00	2.53
7	Henderson, Louis	5	28	6	95	8	0	0	3/11	11.88	21.00	3.39
8	Edwards, Samuel	11	62.4	12	255	8	0	0	3/64	31.88	47.00	4.07
9	Strain, Peter W	13	31.1	10	109	7	0	0	2/11	15.57	26.71	3.50
10	Dunne, Jacob	3	25	4	61	5	0	0	3/24	12.20	30.00	2.44
11	Sane, Soham	6	58	13	189	5	0	0	1/21	37.80	69.60	3.26
12	McNae, Brendan	6	8	3	13	4	0	0	4/13	3.25	12.00	1.63
13	McConville, Liam	3	31.2	4	103	4	0	0	4/27	25.75	47.00	3.29
14	Wiseman, Matthew	4	28	7	76	3	0	0	1/15	25.33	56.00	2.71
15	Taviani, Matthew J	14	1.3	0	8	1	0	0	1/4	8.00	9.00	5.33
16	Miles, Lawrence	2	7	2	16	1	0	0	1/16	16.00	42.00	2.29
17	Joby, Aaron	4	6	2	16	1	0	0	1/15	16.00	36.00	2.67
18	Nanayakkarawasam, Miron	4	1	0	6	0	0	0	0/6	NA	NA	6.00
19	Gibson, William J	1	12	3	17	0	0	0	0/17	NA	NA	1.42
20	Isoardi, John	11	2	0	21	0	0	0	0/21	NA	NA	10.50
21	Williams, Lachlan S	1	4	1	21	0	0	0	0/21	NA	NA	5.25

Click a row to view that player's statistics.











14 FOURTH GRADE REPORT 2022/2023

Captain: Corey Taylor

The final premiership points were as follows:

Queensland Premier Cricket - Men's Fourth Grade Competition

Bob Spence Shield [Two Day]

RANK	TEAM	P	W2	W1	D	L1	L2	WKTS LOST	RUNS FOR	WKTS TAKEN	RUNS AGST	POINTS	Q
1	 South Brisbane	9	2	3	2	2	0	80	2060	114	1880	127.10	1.5614
2	 Northern Suburbs	9	1	5	1	2	0	101	2089	95	1523	125.64	1.2902
3	 Western Suburbs	9	0	6	2	1	0	120	1934	86	1195	122.84	1.1599
4	 Valley	9	1	4	1	3	0	95	2157	115	2079	119.32	1.2559
5	 Toombul	9	0	5	2	2	0	74	1786	103	1917	113.61	1.2966
6	 Redlands	9	0	3	2	4	0	93	2016	108	2139	93.16	1.0945
7	 University of Queensland	9	1	1	3	4	0	96	1830	112	1837	89.30	1.1622
8	 Wynnum-Manly	9	0	2	2	5	0	108	2031	93	2220	77.56	0.7878
9	 Gold Coast	9	0	1	3	3	2	113	1346	79	1985	60.21	0.4741
10	 Sandgate-Redcliffe	9	0	0	2	4	3	100	1476	75	1950	43.51	0.5677

Last re-calculated: Apr 25, 2023 3:44AM (local time)



Queensland Premier Cricket - Men's Fourth Grade Competition

One Day Competition

North/East Pool

RANK	TEAM	P	W	L	D	RUNS FOR	OVERS FACED	RUNS AGST	OVERS BOWLED	PTS	NRR
1	 Toombul	4	3	1	0	694	160	477	142	17	0.991
2	 Redlands	4	3	1	0	735	139	653	157	16	1.122
3	 Northern Suburbs	4	2	2	0	539	116	541	156	14	1.182
4	 Wynnum-Manly	4	1	3	0	515	142	704	140	7	-1.398
5	 Sandgate-Redcliffe	4	1	3	0	474	160	582	121	6	-1.834

South/West Pool

RANK	TEAM	P	W	L	D	RUNS FOR	OVERS FACED	RUNS AGST	OVERS BOWLED	PTS	NRR
1	 Western Suburbs	4	3	1	0	582	133	519	158	17	1.097
2	 University of Queensland	4	3	1	0	691	160	606	144	15	0.110
3	 Valley	4	2	2	0	849	159	740	148	11	0.317
4	 South Brisbane	4	1	3	0	755	160	821	155	6	-0.572
5	 Gold Coast	4	1	3	0	525	137	716	145	6	-1.125

Last re-calculated: Apr 25, 2023 3:44AM (local time)

4th Grade Captains Report:

The 2022/2023 season for Fourth Grade was incredibly rewarding, although we narrowly missed achieving something extraordinary. Compared to the previous season where we finished last, witnessing the improvement in the team and the entire club was highly satisfying.

We began the year on a positive note with impressive performances against West, Wynnum, University, and Valleys. It was encouraging to see that we maintained our momentum from the preseason.

Several individuals stood out with their exceptional performances throughout the season, including Lachlan Peterson, Eddie Leslie, Will Gibson, Miles Dennis, Lawrence Miles, and Jarred Cooper. It was great to see these individual efforts being rewarded with victories, which helped build positive momentum for the rest of the season.

Unfortunately, the One Day Competition was forgettable for us. Despite putting up strong performances, we consistently faced teams where a single player made the difference, which was disappointment.

After the Christmas break, we continued our strong momentum with convincing wins over Gold Coast and Sandgate, which contributed to Fourth Grade winning the minor premiership in the two-day competition. I was incredibly proud of this achievement, as it showcased the potential of our team to remain competitive in this competition for years to come.

Regrettably, we fell short in the semi-final against Valleys, which was disappointing. However, it was rewarding to see players who had played in Fourth Grade during the year contributing to the Fifth-Grade premiership, including Dan O'Malley, Miles Dennis, Zac De Burin, and Liam Bardy well done lads.

It was positive to witness the emergence of a core group of players in Fourth Grade who have experienced success. This will undoubtedly benefit the club in the coming years. Each of you has a bright future at this club, and I encourage you all to aim for greater achievements in the upcoming season and strive for further success.

I would like to thank LP for assisting me throughout the year. Despite our occasional disagreements, your help has been greatly appreciated.

I would also like to thank Hursty and Kenny for their efforts last season. Both of you consistently tried to support me and the team throughout the year, working towards the development of better players.

As we look towards the next season, we need to build upon our strong performances and aim for even greater success. I firmly believe that we have a strong core group of players who can compete across the grades, and I am eagerly looking forward to the next season.

Thank you all.

Diesel

Batting results:

	PLAYER	MAT	INN	NO	100S	50S	0S	4S	6S	MINS	HS	RUNS	AVE.	STR.
1	Peterson, Lachlan	14	12	1	2	4	1	70	7	1487	108	500	45.45	47.3
2	Cooper, Jared	12	14	2	0	2	3	34	7	779	57	300	25.00	55.4
3	Taylor, Corey	14	12	0	0	2	1	38	4	618	60	247	20.58	57.0
4	Gunasekera, Guyan	12	13	2	0	1	4	28	1	617	66*	235	21.36	56.1
5	De Bruin, Zach C	7	7	3	1	0	0	29	7	291	119*	214	53.50	91.1
6	Edmondson, Max	5	6	1	0	2	1	23	9	209	68*	193	38.60	102.7
7	O'Malley, Daniel L	7	8	1	0	1	1	16	1	505	55	142	20.29	30.0
8	Miles, Lawrence	11	7	1	0	1	0	12	2	363	54	120	20.00	48.2
9	Nanayakkarawasam, Miron	4	4	1	0	1	0	11	2	333	81*	119	39.67	50.4
10	Henderson, Louis	7	6	2	0	1	0	9	1	368	51*	105	26.25	40.4
11	Gibson, William J	8	6	3	0	0	2	9	1	1234	38*	63	21.00	38.7
12	Oliver, Trevor	6	5	0	0	0	1	4	1	437	26	59	11.80	21.1
13	Arratoon, Jacob L	5	4	0	0	0	1	6	2	129	23	55	13.75	47.8
14	Storrs, William	4	2	0	0	0	0	6	2	71	48	52	26.00	98.1
15	Bammant, Samuel	2	2	1	0	0	1	4	4	38	44*	44	44.00	176.0
16	Williams, Lachlan S	5	5	0	0	0	1	1	2	112	14	31	6.20	31.3
17	Brady, Liam	9	6	1	0	0	1	2	0	118	10	23	4.60	23.2
18	Ehsan, Samim	3	3	0	0	0	1	2	1	40	16	20	6.67	66.7
19	Ejaz, Mudassir	4	3	1	0	0	0	1	1	35	14	20	10.00	74.1
20	Dennis, Myles C	8	5	2	0	0	1	3	0	190	11*	20	6.67	33.9
21	Malone, Hugo J	5	4	0	0	0	2	3	0	38	14	20	5.00	71.4
22	Edwards, Samuel	1	1	1	0	0	0	2	0	43	17*	17	NA	54.8
23	Sane, Soham	1	1	1	0	0	0	2	0	65	15*	15	NA	35.7
24	McConville, Liam	3	2	1	0	0	0	0	0	18	7	7	7.00	87.5
25	Phipps, Ashton	1	1	0	0	0	0	0	0	39	6	6	6.00	20.0
26	Lucky, Prince	4	1	0	0	0	0	0	0	17	5	5	5.00	38.5
27	Leslie, Edward	4	3	2	0	0	0	0	0	65	3	4	4.00	9.8
28	Mahaarachchi, Tiran	1	1	1	0	0	0	0	0	9	0*	0	NA	0.0
29	Miranda, Lachlan	3	1	0	0	0	1	0	0	17	0	0	0.00	0.0

Click a row to view that player's statistics.

Bowling results:

	PLAYER	MAT	O	M	R	W	5WI	10WM	BBI	AVE.	STR.	ECN.
1	Dennis, Myles C	8	107.1	29	327	26	1	0	7/58	12.58	24.73	3.05
2	Miles, Lawrence	11	110.5	22	423	23	0	0	4/34	16.39	28.91	3.82
3	Gibson, William J	8	83	14	300	15	1	0	5/39	20.00	33.20	3.61
4	Lucky, Prince	4	56.4	11	211	14	1	0	5/52	15.07	24.29	3.72
5	Williams, Lachlan S	5	39.2	3	157	9	1	0	5/39	17.44	26.22	3.99
6	De Bruin, Zach C	7	62.5	11	226	9	0	0	4/25	25.11	41.89	3.60
7	McConville, Liam	3	23	1	100	8	0	0	4/26	12.50	17.25	4.35
8	Leslie, Edward	4	40.1	12	94	7	0	0	3/22	13.43	34.43	2.34
9	Henderson, Louis	7	36.5	4	150	7	0	0	3/38	21.43	31.57	4.07
10	Brady, Liam	9	88.4	28	226	7	0	0	4/19	32.29	76.00	2.55
11	Storrs, William	4	29	9	91	6	0	0	3/18	15.17	29.00	3.14
12	Ejaz, Mudassir	4	40.1	3	179	4	0	0	2/13	44.75	60.25	4.46
13	Oliver, Trevor	6	21	2	82	3	0	0	1/21	27.33	42.00	3.90
14	Bammant, Samuel	2	17	2	62	2	0	0	2/27	31.00	51.00	3.65
15	Peterson, Lachlan	14	1	0	1	1	0	0	1/1	1.00	6.00	1.00
16	Nanayakkarawasam, Miron	4	6	0	45	1	0	0	1/26	45.00	36.00	7.50
17	Gunasekera, Guyan	12	19.5	1	90	1	0	0	1/30	90.00	119.00	4.54
18	Edmondson, Max	5	1	0	8	0	0	0	0/8	NA	NA	8.00
19	Ehsan, Samim	3	2	0	10	0	0	0	0/10	NA	NA	5.00
20	Sane, Soham	1	10	3	45	0	0	0		NA	NA	4.50

Click a row to view that player's statistics.











15 FIFTH GRADE REPORT 2022/2023

Captain: Coby Stegman

The final premiership points were as follows:

Queensland Premier Cricket - Men's Fifth Grade Competition

Roy Tanner Shield [Two Day]

RANK	TEAM	P	W2	W1	D	L1	L2	WKTS LOST	RUNS FOR	WKTS TAKEN	RUNS AGST	POINTS	Q
1	 Northern Suburbs	9	2	5	1	1	0	86	2133	124	1622	149.33	1.8961
2	 South Brisbane	9	0	5	3	1	0	97	1868	87	1709	115.43	0.9804
3	 University of Queensland [2]	9	0	5	2	2	0	98	1812	103	1571	113.87	1.2123
4	 Western Suburbs	9	0	5	1	3	0	90	1805	93	1724	106.30	1.0819
5	 Valley	9	1	2	2	4	0	89	1607	110	1814	93.57	1.0949
6	 University of Queensland [1]	9	0	3	1	5	0	120	1612	101	1605	82.37	0.8453
7	 Redlands	9	0	3	1	5	0	84	1358	101	1537	79.83	1.0624
8	 Wynnum-Manly	9	0	3	1	4	1	113	1664	86	1904	79.14	0.6651
9	 Sandgate-Redcliffe	9	0	1	3	5	0	86	1708	86	2004	65.58	0.8523
10	 Toombul	9	0	2	1	4	2	107	1615	79	1692	64.90	0.7047

Last re-calculated: Apr 25, 2023 3:44AM (local time)

Queensland Premier Cricket - Men's Fifth Grade Competition

One Day Competition

North/East Pool

RANK	TEAM	P	W	L	D	RUNS FOR	OVERS FACED	RUNS AGST	OVERS BOWLED	PTS	NRR
1	 Toombul	4	3	1	0	670	149	524	143	18	0.833
2	 Northern Suburbs	4	2	2	0	613	151	571	151	12	0.282
3	 Wynnum-Manly	4	2	2	0	675	160	677	160	11	-0.013 A
4	 Redlands	4	2	2	0	525	160	571	148	10	-0.560
5	 Sandgate-Redcliffe	4	1	3	0	479	143	619	160	6	-0.515

South/West Pool

RANK	TEAM	P	W	L	D	RUNS FOR	OVERS FACED	RUNS AGST	OVERS BOWLED	PTS	NRR
1	 South Brisbane	4	3	1	0	466	126	455	150	17	0.683
2	 Valley	4	3	1	0	659	144	589	160	16	0.900
3	 University of Queensland [1]	4	1	2	1	500	120	483	112	8	-0.152
4	 Western Suburbs	4	1	2	1	359	117	404	107	7	-0.720 A
5	 University of Queensland [2]	4	1	3	0	547	158	600	136	6	-0.953

Last re-calculated: Apr 25, 2023 3:44AM (local time)

5th Grade Captains Report:

Without a doubt, this will go down as one of the most successful, enjoyable seasons of cricket for all who played, and it was an absolute privilege and honour skippering this year. After the disappointment of a semi-final loss last year, we came into this season determined to go better than before. With a strong pre-season behind us, we were very confident going into Round 1 that we would be able to compete with the best teams.

The first half of the two-day season was relatively frustrating, with a pair of weather affected draws against Wests and Toombul, a strong victory against Wynnum, before getting hammered by Norths. It was clear we had the talent to push teams but struggled with our attitude in the field. This big loss was a clear turning point in our season, and we decided we needed a change in approach and to bring in a few experience players from Subdistricts.

As the season progressed, a strong, tight-knit leadership group developed with Noah Stern, Ashton Phipps, Jacob Arratoon, Jack Hurst, and Zach De Bruin all playing key roles in the development of our team culture and attitude. This strong culture of enjoyment, relaxation, and tomfoolery went a long way to binding the playing group. We often found ourselves having the most fun when nothing was going right, which helped lead to several fightbacks when in the past, we likely would have rolled over and lost. We finished the first half of two-day season with a strong win against Valleys (thanks to Zach De Bruin for captaincy in my unfortunate absence).

Starting the One-Day season, we adopted the strategy of bowling first and chasing. We rationalised that our young batting line-up would pace themselves better with a target in mind, and we found that in previous years we would push the run-rate too hard batting first, losing wickets unnecessarily. This immediately paid off with strong victories against UQ, Valleys, and Wests. Special performances included Tiran Mahaarachchi's 5/17, Samim Ehsan's 4/15, and Prince Lucky's 4/21. Three victories booked a home semi-final against Norths, who we knew from our two-day match possessed a strong bowling attack and some experienced batters.

We won the toss and again elected to bowl. Samim Ehsan led from the front with 3/20, while myself (2/15) and Mudassir Ejaz (2/21) chipped in with key wickets. With Norths bowled out for 146, we were relatively confident. However, a tremendous opening spell from North's Craig Holmes left us reeling at 8/123, still 24 runs from victory. Enter Lachlan Williams (28*) and Tiran Mahaarachchi (11*), who fought hard for every run, combining for a clutch 9th wicket partnership delivering us a nerve-wracking victory.

One-Day Grand Final:

After a tough victory against Norths in our home Semi-Final, we felt confident leading into our Grand Final against Valleys. After winning the toss I elected to bowl following on from our unbeaten record chasing. Samim Ehsan was again the chief destroyer, ripping through the Valleys top-order taking 4/33, while Jack Hurst and Liam McConville chimed in with two wickets a-piece. The Valleys tail wagged, and they struggled to 154, which could have proven to be a tricky chase given the circumstances and pressure. Instead, Samim went out and blasted the Valleys attack from ball one, hitting 65 from 33 including 5x sixes, while Zach De Bruin anchored from the other end with an unbeaten 61 from 84 balls. Jack Hurst played a tremendous cameo on one functioning calf with 23 from 22 not out to take us home by a huge 9 wickets! The hangovers lasted till Wednesday... One Premiership down, one to go...

Following on from our One Day Premiership, we were wary of not resting on our laurels and ensuring we pushed hard for more victories. We quickly began to talk about 'bringing home the double', and the fact that our job for the year was only half-done. We met Redlands next, and rapidly collapsed to 8/59, but a tremendous fightback from Noah Stern (51) and Lachlan Williams (67) for a partnership of 114 for the 9th wicket led us to 197. A brilliant Liam Brady 4fa helped knock Redlands over for 109 sealing another victory.

We then met UQ at Moggill for our most infamous of victories. Winning the toss, I elected to bat, and we soon found ourselves bowled out for 54. We went out with a positive, aggressive attitude and decided to try make a fist of the game. Some tight bowling from myself (4/16) and Pat Gibson (3/2), some outstanding catching, and the most outrageously confident attitude for a team defending 54 helped us roll UQ for 47, winning by 7 runs. A lucky draw against Sandgate-Redcliffe booked our meeting with UQ in a Home Semi-Final grudge match.

UQ won the toss and elected to play mind games, rather than cricket, lodging a complaint with Queensland Cricket over a clerical error in team selection. Luckily, we showed up to play cricket rather than politics, and fought our way to 173. I scored 61, and Dan O'Malley and Ashton Phipps chipped in with 20's. Going out to bowl, the GOAT (Liam Brady) was in a mood and set upon UQ with a relentless 5/35 from 20 overs. UQ struggled their way to 93, leaving us with the daunting task of defeating Norths (the only team to beat us in the two-day competition) at their home fortress.

Two-Day Grand Final:

Norths won the toss and had no hesitation in choosing to bat on an absolute highway. We were a little nervous having watched Jimmy Maher rack up 135* from 396 balls the week before to pull Norths into the final but were quietly confident that we had the bowling attack to run through them. Norths proceeded to bat for the first two days and seemed largely confident bowled out for 273 and having us 1/10 with Hugo Malone back in the sheds. Myles Dennis was tremendous with the ball taking 4/53 from 46 overs (plus an all-time spray), while Liam Brady toiled for an equally important 2/48 from 60 overs (economy rate of 0.8). Jimmy Maher grinded his way to 73 from 268 largely helped by me dropping him on 6...

The second week started poorly with nightwatchman Luke Wegner dismissed for 1. I came to the crease and myself and Zach De Bruin went about trying to rebuild our innings. Some tight bowling limited our scoring options, but Zach found the fence regularly enough while I scratched around and focussed on not giving anything away. When Zach fell for 62 from 133, and Dan O'Malley was run out without scoring, we suddenly found ourselves at 4/106. Ashton Phipps fought hard for 53 balls against some seriously high-quality seam bowling before nicking off for 8, and Lachlan Williams struggled to get going, trapped for a two-ball duck. That brought superstar keeper Noah Stern to the crease. Scoring was never easy, but we just focussed on not giving an inch and competing for every ball. When we rocked up at 7/140 at the start of Day 4, Norths seemed very confident of wrapping us up easily. Souths support grew on the sideline, and we soon had a strong contingent of players and parents cheering for us. This gave Stern and I a huge second wind, and we continued to fight deep into Day 4. I brought up my hundred which I had promised the boys after dropping Jimmy Maher and running Dan O'Malley out for a duck... Noah copped a peach and nicked off for 60 off 257 balls, worth a century on any other grade ground. Liam McConville came to the crease and was clutch, hitting North's best seamer for 4 to take us to a famous Premiership victory! Liam finished 7* and I finished 123* from 381 balls. Celebrations were legendary and we were all nursing rough hangovers for a few days.

(To cap off our 'double premiership year' we completed the treble, taking out (much to everyone's surprise) the 5th Grade Spirit of Cricket Award. That may be the most remarkable, somewhat unbelievable event that occurred this season...)

*A special thanks goes to Jack Hurst for his ongoing guidance, both on and off the field in a selection and playing capacity, alongside some crucial contributions with bat and ball.

Notable Performances:

Batting

- Coby Cole Stegman 123*
- Hugo Malone 114
- Ashton Phipps 81
- Jack Hurst 80

Bowling

- Tiran Mahaarachchi 5/17
- Liam Brady 5/35
- Liam Brady 5/49

Batting results:

	PLAYER	MAT	INN	NO	100S	50S	0S	4S	6S	MINs	HS	RUNS	Ave.	STR.
1	Cole Stegman, Coby	16	17	2	1	1	2	44	0	1024	123*	413	27.53	52.3
2	Malone, Hugo J	12	11	1	1	2	1	40	10	320	114	353	35.30	98.3
3	De Bruin, Zach C	7	10	2	0	2	0	23	11	299	62	259	32.38	65.6
4	Stern, Noah	12	12	4	0	3	1	24	0	556	60	233	29.13	45.5
5	Phipps, Ashton	10	11	2	0	1	0	26	3	578	81	223	24.78	55.9
6	Ehsan, Samim	8	9	1	0	2	2	15	9	159	65*	203	25.38	141.0
7	Arratoon, Jacob L	10	12	1	0	0	1	18	0	206	39	179	16.27	94.7
8	Hurst, Jack	7	6	1	0	1	0	21	3	264	80	176	35.20	75.9
9	Williams, Lachlan S	9	8	3	0	1	1	14	0	250	67	146	29.20	81.1
10	Gray, Daniel	6	6	1	0	0	1	9	2	264	45	99	19.80	52.7
11	Kinigama, Dinek	5	7	2	0	0	1	2	0	217	49	97	19.40	28.9
12	O'Malley, Daniel L	6	7	1	0	0	2	9	0	267	29	80	13.33	49.1
13	Singh, Daemun	5	7	2	0	0	0	10	1	359	19	75	15.00	30.4
14	Ejaz, Mudassir	7	6	1	0	1	2	5	1	51	50*	70	14.00	291.7
15	Brady, Liam	5	4	1	0	0	0	9	1	79	20	56	18.67	78.9
16	McConville, Liam	8	7	2	0	0	0	5	0	40	17	49	9.80	153.1
17	Goel, Raghav	6	8	1	0	0	2	5	0	116	13	46	6.57	29.1
18	Mahaarachchi, Tiran	5	4	1	0	0	0	3	0	88	15	33	11.00	40.2
19	Gunasekera, Guyan	2	1	0	0	0	0	3	1	81	33	33	33.00	48.5
20	Edmondson, Max	2	1	0	0	0	0	3	1	74	31	31	31.00	83.8
21	Jeffrey, Ben	5	4	2	0	0	0	2	0	23	19	27	13.50	84.4
22	Bammant, Samuel	6	3	1	0	0	1	2	1	63	15*	16	8.00	84.2
23	Velmaran, Mathysuthen	1	1	0	0	0	0				15	15	15.00	78.9
24	Roker, Edward N	5	5	0	0	0	1	1	0	74	8	14	2.80	24.6
25	Lucky, Prince	8	3	1	0	0	0	0	0	48	11	13	6.50	46.4
26	Furby, Daniel	5	4	2	0	0	0	0	0	98	10	11	5.50	11.8
27	Miranda, Lachlan	1	1	0	0	0	0	0	0		10	10	10.00	
28	Dennis, Myles C	5	3	0	0	0	1	0	0	19	7	10	3.33	37.0
29	Bartlett, Malcolm L	1	1	0	0	0	0	2	0	29	8	8	8.00	50.0
30	Ilott, William	1	1	0	0	0	0	1	0	31	7	7	7.00	23.3
31	Wegner, Luke	3	2	0	0	0	0	0	0	37	5	7	3.50	14.3
32	Gibson, William J	2	2	1	0	0	1	1	0	21	6*	6	6.00	23.1
33	Fujihara, Musashi	1	1	0	0	0	0	0	0		6	6	6.00	
34	Gehrke, Tom	1	1	0	0	0	0	0	0	8	4	4	4.00	66.7
35	Dutta, Devraj	3	2	2	0	0	0	0	0	2	2*	2	NA	
36	Moodie, Sam	2	3	0	0	0	2	0	0	14	1	1	0.33	5.9
37	Anthonisz, Simon	1	1	0	0	0	0	0	0	7	1	1	1.00	8.3
38	Gibson, Patrick	2	2	1	0	0	1	0	0	3	0*	0	0.00	0.0
39	Pandya, Dhanraj	1	1	0	0	0	1				0	0	0.00	
40	Moloney, Tom	1	1	0	0	0	1	0	0	2	0	0	0.00	0.0

Click a player's name to view that player's statistics

Bowling results:

	PLAYER	MAT	O	M	R	W	5WI	10WM	BBI	AVE.	STR.	ECN.
1	Brady, Liam	5	136.4	70	212	20	2	0	5/35	10.60	41.00	1.55
2	Cole Stegman, Coby	16	75.1	14	245	20	0	0	4/16	12.25	22.55	3.26
3	Ehsan, Samim	8	52	14	162	16	0	0	4/15	10.13	19.50	3.12
4	Lucky, Prince	8	49	4	150	14	0	0	4/21	10.71	21.00	3.06
5	Mahaarachchi, Tiran	5	37	6	132	12	1	0	5/17	11.00	18.50	3.57
6	Hurst, Jack	7	61.3	20	128	10	0	0	2/12	12.80	36.90	2.08
7	Dennis, Myles C	5	98.2	37	158	9	0	0	4/11	17.56	65.56	1.61
8	Bammant, Samuel	6	61	15	193	8	0	0	2/29	24.13	45.75	3.16
9	De Bruin, Zach C	7	25.4	2	108	7	0	0	3/22	15.43	22.00	4.21
10	Furby, Daniel	5	51.3	9	172	6	0	0	3/43	28.67	51.50	3.34
11	Gibson, William J	2	32	8	93	5	0	0	3/56	18.60	38.40	2.91
12	McConville, Liam	8	59.4	10	160	5	0	0	2/29	32.00	71.60	2.68
13	Jeffrey, Ben	5	34	2	161	5	0	0	2/45	32.20	40.80	4.74
14	Ejaz, Mudassir	7	51.1	10	173	5	0	0	2/21	34.60	61.40	3.38
15	Gibson, Patrick	2	12	4	27	4	0	0	3/2	6.75	18.00	2.25
16	Wegner, Luke	3	20.4	9	50	3	0	0	2/7	16.67	41.33	2.42
17	Dutta, Devraj	3	20	3	80	3	0	0	2/48	26.67	40.00	4.00
18	Williams, Lachlan S	9	28	3	144	2	0	0	1/23	72.00	84.00	5.14
19	Pandya, Dhanraj	1	5	2	8	1	0	0	1/7	8.00	30.00	1.60
20	Malone, Hugo J	12	2	0	18	1	0	0	1/18	18.00	12.00	9.00
21	Anthonisz, Simon	1	4	0	26	1	0	0	1/26	26.00	24.00	6.50
22	Gunasekera, Guyan	2	12	2	42	1	0	0	1/42	42.00	72.00	3.50
23	Stern, Noah	12	2	1	3	0	0	0		NA	NA	1.50
24	Bartlett, Malcolm L	1	4	1	6	0	0	0	0/6	NA	NA	1.50
25	Phipps, Ashton	10	1	0	8	0	0	0		NA	NA	8.00
26	Arratoon, Jacob L	10	2	0	11	0	0	0		NA	NA	5.50
27	Singh, Daemun	5	3	0	14	0	0	0	0/14	NA	NA	4.67
28	Kinigama, Dinek	5	6	2	14	0	0	0	0/1	NA	NA	2.33
29	Ilott, William	1	4	0	15	0	0	0	0/15	NA	NA	3.75
30	Bhikadiya, Om	1	12	2	58	0	0	0	0/58	NA	NA	4.83

Click a row to view that player's statistics.











16 SIXTH GRADE REPORT 2022/2023

Captain: Tom Gehrke

The final premiership points were as follows:

Queensland Premier Cricket - Men's Sixth Grade Competition

WEP Harris Shield [Two Day]

RANK	TEAM	P	W2	W1	D	L1	L2	WKTS LOST	RUNS FOR	WKTS TAKEN	RUNS AGST	POINTS	Q
1	 Redlands	9	1	5	2	0	1	96	1697	118	1745	132.47	1.1954
2	 Valley [1]	9	0	6	3	0	0	86	1682	95	1381	127.57	1.3454
3	 South Brisbane	9	0	6	1	2	0	88	1748	114	1691	122.98	1.3391
4	 Northern Suburbs	9	1	4	2	2	0	73	2148	102	1732	120.98	1.7329
5	 Western Suburbs	9	2	3	1	3	0	80	1724	121	1484	120.49	1.7571
6	 Toombul	9	1	1	2	5	0	89	1403	106	2141	78.53	0.7805
7	 Valley [2]	9	1	1	2	4	1	108	1853	87	1902	78.28	0.7848
8	 Wynnum-Manly	9	0	2	3	3	1	96	1833	76	1762	76.33	0.8068
9	 University of Queensland	9	0	1	2	4	2	124	1735	65	1785	55.60	0.5095
10	 Sandgate-Redcliffe	9	0	0	2	6	1	112	1774	70	1974	45.24	0.5617

Last re-calculated: Apr 25, 2023 3:44AM (local time)

Queensland Premier Cricket - Men's Sixth Grade Competition

One Day Competition

North/East Pool

RANK	TEAM	P	W	L	D	RUNS FOR	OVERS FACED	RUNS AGST	OVERS BOWLED	PTS	NRR
1	 Northern Suburbs	4	3	1	0	797	157	571	160	17	1.486
2	 Wynnum-Manly	4	3	1	0	669	149	651	159	14	0.393
3	 Toombul	4	2	2	0	779	160	801	156	11	-0.271
4	 Sandgate-Redcliffe	4	1	3	0	560	140	664	151	7	-0.397
5	 Redlands	4	1	3	0	458	159	576	140	6	-1.233

South/West Pool

RANK	TEAM	P	W	L	D	RUNS FOR	OVERS FACED	RUNS AGST	OVERS BOWLED	PTS	NRR
1	 South Brisbane	4	3	1	0	520	106	515	157	19	1.616
2	 Western Suburbs	4	3	1	0	634	153	548	160	15	0.710
3	 Valley [2]	4	2	2	0	643	159	617	144	11	-0.236
4	 University of Queensland	4	1	3	0	528	148	643	135	7	-1.178
5	 Valley [1]	4	1	3	0	534	154	536	123	6	-0.870

Last re-calculated: Apr 25, 2023 3:44AM (local time)

6th Grade Captains Report:

The 2022/2023 season for Sixth Grade was incredibly rewarding, although we narrowly missed achieving something extraordinary.

We started at Brisbane Girls Grammar School against finalist West on an unprepared pitch and slow outfield. We were a new look team from our previous season with a lot of players moving up the grades. We lost the toss and were sent in and struggled with the conditions to be all out for 60. We started well in our bowling innings and had West 4/28 at the end of day 1. Tight bowling and early wickets were needed on day 2 if we were going to defend our subpar total. This was shown by returning magpie Brad Anderson (6/15) and Liam

'Goat' Brady (3/15) as we defended 60, bowling Wests out for 59, Corey Curran with the clutch catch for the final wicket. A great start to the season after a poor first week.

We took this momentum into the next rounds with impressive performances against Wynnum, Norths, and University. It was encouraging to see that we maintained our energy from the preseason.

Some notable performances in those rounds were:

Round 2 vs. Wynnum-Manly

- Daemon Singh 102*
- Alan Samaratunga 3/31

Round 4 vs. Norths

- Nick Perera 5/33
- Tom Gehrke 62*

Round 5 vs. University of Queensland

- Samin Ehsan 62
- Prince Lucky 11/112 match figures

Our last two-day fixture before Christmas saw us against Valley (1) at Mitchelton State High School. A late day 2 batting collapse saw Valley (1) win at a forgettable ground. Despite the loss, Prince Lucky continued his incredible form by taking 5/54 in the first innings, 4/0 in the second innings and top scoring with 23 not out. An amazing game from a very talented cricketer.

Several individuals stood out with their exceptional performances early throughout the season, including Brad Anderson, Daemon Singh, Tom Moloney, Prince Lucky, and Dhanraj Pandya. It was great to see these individual efforts being rewarded with victories, which helped build positive momentum for the rest of the season.

The One Day Competition was our bread and butter competition and it showed we had learned from last year's disappointing exit in the semi-finals. We started strong with a bonus point win against Valley (2), with stand-in captain Malcolm Bartlett steering the side well and Samin Ehsan blasting a quick fire 89 and taking 2/37. This followed a double bonus point victory against University of Queensland with Chief destroyer Dhanraj Pandya taking 6/26. We finished 2022 with a tight loss against Wests with new recruit Om Bhikadiya (2/43) and Dhanraj Pandya (2/13) nearly defending our underwhelming total. Finally, our last one-day was another double bonus point victory against Valley (1) with spin twins Om Bhikadiya (4/20) and Mudassir Ejaz (4/18) & 33* guiding us to victory. As a result of the one-day matches we finished 1st in our pool and earned a home semi-final which for some of us was our first taste of finals cricket at home.

Our semi-final opponent was against Wynnum Manly who knocked us out of the One-day finals in the previous season. We won the toss, bowled first and struck early and often through our relentless bowling unit. We bowled Wynnum out for 101 with nearly all the bowlers chipping in with 2 wickets a piece. Malcolm

Bartlett (46) and Jacob Arratoon (35) made light work of the total chasing it down in the 21st over with 8 wickets to spare. Onto the grand final which was at home against Norths.

It was a big day down at the nest for the One-day grand finals as our 5th grade side also made it through to the big dance. We were up against Norths who we only just scrapped through with a 1 wicket win in the two-day match earlier in the season. We again won the toss and bowled which was our strength through the one-day campaign. This was shown with our pace bowling attack of Dhanraj Pandya, Luke Wegner, Sam Bammant and Patrick Gibson who bowled lightning quick to restrict Norths for 9/149. Just like the semi-final Malcolm Bartlett (41) and Jacob Arratoon (76) laid the platform for our 8 wicket win and one-day premiership. I was incredibly proud of our achievement, as it showcased the potential of our team to remain competitive in this competition for years to come. It was a great night at the nest with 5th grade also getting the win, again maintaining the drive from our strong preseason.

After the Christmas break, we continued our strong momentum with convincing wins over Valley (2) and Sandgate, this contributed to Sixth Grade finishing third in the two-day competition.

Some notable performances in those rounds were:

Round 13 vs. Valley (2)

- Malcolm Bartlett 100
- Om Bhikadiya 6/47 match figures

Round 14 vs. Sandgate Redcliffe

- Corey Curran 144
- Dhanraj Pandya 5/25

As a result of finishing third we travelled to Ashgrove Sportsground to face Valley (1) in our two-day semi-final, thankfully on a proper cricket field. As we were the lower team, we needed a win to go through to the big dance. We won the toss and bowled first on an absolute road, however Valley mindset was to bat for 2 days and bore us out of the game. We battled hard on the first day with less than a run an over run rate from Valley however a last session fight back saw Valley 5/128 after 80 overs. A Herculean effort from Brad Anderson (6/29 off 39 overs) saw Valley bowled out for 183. We need 184 from 59 overs after a day and a half in the field. Corey Curran (30) and Ashton Phipps (24) batted well, before a power hitting display from Brad Anderson (45 off 43) took us within victory. Regrettably, we were bowled out for 160, which was disappointing as I believed we had to players to win the grand final and possible complete the double premiership season.

It was positive to witness the emergence of a core group of players in Sixth Grade who have experienced success. This will undoubtedly benefit the club in the coming years. Each of you has a bright future at this club, and I encourage you all to aim for greater achievements in the upcoming season and strive for further success.

As we look towards the next season, we need to build upon our strong performances and aim for even greater success. I firmly believe that we have a strong core group of players who can compete across the grades, and I am eagerly looking forward to the next season.

Finally, I'd like to thank all the Hursty, Buba, Ken, Souths players and families for an unbelievable season, we couldn't have done it without the collective work from all. I hope to see everyone back at the nest for season 2023/24.

Thank you all.

Tom Gehrke.

Batting results:

	PLAYER	MAT	INN	NO	100S	50S	0S	4S	6S	MINS	HS	RUNS	AVE.	STR.
1	Bartlett, Malcolm L	15	15	0	1	0	2	42	3	628	100	341	22.73	66.1
2	Gehrke, Tom	15	13	1	0	2	1	33	1	466	62*	288	24.00	101.8
3	Singh, Daemun	10	9	5	1	1	1	26	4	221	102*	235	58.75	116.9
4	Curran, Corey	10	10	0	1	0	2	19	3	640	144	220	22.00	41.4
5	Anderson, Brad	11	7	1	0	1	2	16	4	183	54	194	32.33	110.9
6	Goel, Raghav	11	11	4	0	0	0	14	0	428	38	178	25.43	56.5
7	Ehsan, Samim	2	2	0	0	2	0	13	14	116	89	151	75.50	175.6
8	Fujihara, Musashi	13	11	0	0	1	4	19	0	176	51	137	12.45	95.8
9	Arratoon, Jacob L	2	2	0	0	1	0	13	3	131	76	111	55.50	101.8
10	Phipps, Ashton	3	2	0	0	1	0	5	2	87	56	80	40.00	80.8
11	Wegner, Luke	5	3	0	0	0	0	6	0	163	34	60	20.00	48.4
12	Ejaz, Mudassir	2	2	1	0	0	0	3	0	97	33*	59	59.00	70.2
13	Ilangamage, Binupa	5	5	1	0	0	2	9	0	77	39*	54	13.50	98.2
14	Edmondson, Max	1	1	0	0	0	0	10	0	33	48	48	48.00	133.3
15	Hurst, Jack	2	2	0	0	0	0	6	0	55	37	44	22.00	115.8
16	Miranda, Lachlan	6	4	1	0	0	1	3	0	154	22	40	13.33	33.3
17	Bhikadiya, Om	8	3	1	0	0	0	4	0	70	24*	33	16.50	71.7
18	Brady, Liam	1	2	0	0	0	0	4	1	74	17	31	15.50	77.5
19	Lucky, Prince	4	4	1	0	0	1	2	0	8	23*	31	10.33	775.0
20	Moodie, Sam	3	3	0	0	0	1	3	0	36	21	22	7.33	81.5
21	Kinigama, Dinek	1	1	0	0	0	0	1	0	58	21	21	21.00	36.2
22	Samaratunga, Alan	6	4	0	0	0	0	2	0	13	10	18	4.50	25.4
23	De Bruin, Zach C	1	1	1	0	0	0		1		15*	15	NA	
24	Gibson, Patrick	8	4	2	0	0	1	0	0	81	8*	13	6.50	31.7
25	Cole Stegman, Coby	1	1	0	0	0	0				11	11	11.00	
26	Pandya, Dhanraj	13	7	2	0	0	3	1	0	27	9	10	2.00	38.5
27	Boitshoko, Daniel	3	3	0	0	0	1	0	0	45	9	10	3.33	27.0
28	Luck, Josh	1	1	0	0	0	0	1	0	60	10	10	10.00	20.4
29	Furby, Daniel	1	1	0	0	0	0	1			8	8	8.00	
30	Santos, Xavier	1	1	0	0	0	0				7	7	7.00	
31	Moloney, Tom	4	3	3	0	0	0	0	0	14	4*	6	NA	21.4
32	Tennakoon, Nadula	1	1	0	0	0	0				4	4	4.00	
33	Mohr, Aiden	2	2	0	0	0	1	0	0	40	4	4	2.00	12.5
34	Yang, Paul	3	1	1	0	0	0	0	0	15	4*	4	NA	30.8
35	Kassulke, Alex J	2	1	0	0	0	1				0	0	0.00	0.0
36	Harvie, Matthew	4	1	0	0	0	1	0	0	15	0	0	0.00	0.0
37	Mehta, Nakul	1	1	0	0	0	1			4	0	0	0.00	0.0
38	Dutta, Devraj	2	2	0	0	0	2	0	0	6	0	0	0.00	0.0

Click a row to view that player's statistics.

Bowling results:

	PLAYER	MAT	O	M	R	W	5WI	10WM	BBI	AVE.	STR.	ECN.
1	Pandya, Dhanraj	13	169	44	340	34	2	0	6/26	10.00	29.82	2.01
2	Anderson, Brad	11	158.4	61	242	22	2	0	6/15	11.00	43.27	1.53
3	Lucky, Prince	4	52.2	10	167	20	2	1	7/40	8.35	15.70	3.19
4	Bhikadiya, Om	8	65.5	10	195	14	0	0	4/20	13.93	28.21	2.96
5	Samaratunga, Alan	6	41.3	5	169	11	0	0	3/22	15.36	22.64	4.07
6	Gibson, Patrick	8	61	13	149	9	0	0	2/11	16.56	40.67	2.44
7	Harvie, Matthew	4	31	5	72	6	0	0	4/26	12.00	31.00	2.32
8	Ejaz, Mudassir	2	33	6	81	6	0	0	4/18	13.50	33.00	2.45
9	Bartlett, Malcolm L	15	67	15	185	6	0	0	2/28	30.83	67.00	2.76
10	Perera, Nick	1	16.4	2	33	5	1	0	5/33	6.60	20.00	1.98
11	Moloney, Tom	4	53	21	114	4	0	0	2/19	28.50	79.50	2.15
12	Brady, Liam	1	18	8	15	3	0	0	3/15	5.00	36.00	0.83
13	Fujihara, Musashi	13	15.2	2	53	3	0	0	1/5	17.67	30.67	3.46
14	Boitshoko, Daniel	3	21	4	66	3	0	0	1/8	22.00	42.00	3.14
15	Wegner, Luke	5	8	0	18	2	0	0	2/18	9.00	24.00	2.25
16	Furby, Daniel	1	17	2	38	2	0	0	2/38	19.00	51.00	2.24
17	Ehsan, Samim	2	15.4	4	52	2	0	0	2/37	26.00	47.00	3.32
18	De Bruin, Zach C	1	20	2	69	2	0	0	2/69	34.50	60.00	3.45
19	Cole Stegman, Coby	1	10	6	6	1	0	0	1/6	6.00	60.00	0.60
20	Bhambra, Simar	1	3	0	9	1	0	0	1/9	9.00	18.00	3.00
21	Gibson, Brendon	1	7.2	1	27	1	0	0	1/27	27.00	44.00	3.68
22	Mitchell, Lachlan	1	21	5	42	1	0	0	1/20	42.00	126.00	2.00
23	Dutta, Devraj	2	20	3	46	1	0	0	1/36	46.00	120.00	2.30
24	Bammant, Samuel	3	14	3	57	1	0	0	1/36	57.00	84.00	4.07
25	Singh, Daemun	10	24	2	91	1	0	0	1/22	91.00	144.00	3.79
26	Kassulke, Alex J	2	4	1	6	0	0	0	0/6	NA	NA	1.50
27	Mehta, Nakul	1	3	1	7	0	0	0	0/7	NA	NA	2.33
28	Miranda, Lachlan	6	4	0	9	0	0	0	0/9	NA	NA	2.25
29	Kinigama, Dinek	1	1	0	15	0	0	0	0/15	NA	NA	15.00
30	Velmaran, Mathysuthen	1	6	1	25	0	0	0	0/25	NA	NA	4.17
31	Curran, Corey	10	6	1	39	0	0	0	0/19	NA	NA	6.50
32	Yang, Paul	3	27	5	41	0	0	0	0/11	NA	NA	1.52
33	Hurst, Jack	2	13.4	1	52	0	0	0	0/21	NA	NA	3.80

Click a row to view that player's statistics.

17 SEVENTH GRADE REPORT 2022/2023 – B1 GRADE

Captain: Maaz Sayad

The final premiership points were as follows:

Queensland Sub Districts Cricket Association - B1 Grade

RANK	TEAM	P	WO	W1	D	L1	LO	RUNS FOR	WKTS TAKEN	RUNS AGST	WKTS LOST	BP	PTS	TOTAL PTS
1	Springwood Suns	14	5	5	0	3	1	2202	196	2014	122	51.42	74	125.42 A
2	Wellington Point	14	3	8	1	2	0	2151	186	2190	135	49.41	64	113.41
3	Coorparoo	14	2	5	2	5	0	2243	165	1774	157	47.18	45	92.18
4	Ashgrove	14	1	4	1	6	2	1972	156	2071	186	43.12	29	72.12 A
5	South Brisbane	14	1	2	2	5	4	2139	127	2286	171	40.44	22	62.44
6	Burpengary	14	1	1	2	4	6	1990	140	2362	199	40.90	19	59.90 A

Last re-calculated: Apr 25, 2023 3:44AM (local time) i

Batting results:

PLAYER	MAT	INN	NO	100S	50S	0S	4S	6S	MINS	HS	RUNS	AVE.	STR.
1 Stern, Noah	4	4	1	0	1	0	17	0	444	98*	206	66.67	63.4
2 Sayed, Maaz	14	15	1	0	0	2	17	1	358	39	192	13.71	69.6
3 Verma, Vaibhav	13	11	1	0	0	0	18	1	374	32	156	15.80	46.9
4 Phipps, Ashton	4	5	1	1	0	0	3	1	112	101*	150	37.50	180.7
5 Curran, Corey	4	4	0	0	1	0	7	0	348	68	122	30.50	39.4
6 Ilangamage, Binupa	7	9	0	0	0	1	8	0	287	40	112	12.44	40.6
7 Bhambra, Simar	10	10	0	0	0	2	11	1	586	29	107	10.70	25.5
8 Kassulke, Karl	10	12	3	0	0	2	2	1	324	23*	87	9.67	40.7
9 Boitshoko, Daniel	5	5	1	0	0	0	2	2	419	38*	67	16.75	47.9
10 Koli, Shubham	8	10	1	0	0	3	12	0	176	22	62	6.89	53.0
11 Joshi, Aditya	5	4	0	0	0	0	8	1	125	41	58	14.50	55.8
12 Mehta, Nakul	12	12	0	0	0	3	3	0	349	11	50	4.17	20.6
13 Player_2, Unknown	4	3	0	0	0	0	5	0	179	39	47	15.67	40.2
14 Duncan, Sam	3	2	0	0	0	0	6	0	80	31	47	23.50	70.1
15 Bhikadiya, Om	3	3	0	0	0	1	3	0	82	25	36	12.00	55.4
16 Horton, Dimitri	3	3	0	0	0	0	5	1	78	15	32	10.67	50.0
17 Abro, Tauheed	3	3	0	0	0	1	2	0	114	29	32	10.67	38.1
18 Moodie, Sam	7	6	0	0	0	2	2	2	107	19	31	5.17	49.2
19 Arratoon, Jacob L	1	1	0	0	0	0	5	0	57	30	30	30.00	66.2
20 Player_1, Unknown	4	4	0	0	0	0	0	0	212	20	28	7.00	19.4
21 Yang, Paul	1	1	0	0	0	0	3	1	26	19	19	19.00	95.0
22 Samaratunga, Alan	7	8	1	0	0	4	1	0	208	12	19	2.71	16.4
23 Nain, Virat	6	4	1	0	0	1	1	0	64	15	18	6.00	34.0
24 Ellis, Jack	4	5	0	0	0	3	1	0	77	10	13	2.60	27.1
25 Basili, Dean R	2	3	0	0	0	1	2	0	36	7	11	3.67	27.5
26 Kassulke, Alex J	12	10	7	0	0	2	2	0	84	10	11	3.67	15.5
27 Harvie, Matthew	1	1	0	0	0	0	0	0	33	11	11	11.00	40.7
28 Pandya, Dhanraj	4	4	1	0	0	1	0	0	18	7	8	2.67	42.1
29 Gray, Daniel	1	1	0	0	0	0	1	0	34	6	6	6.00	13.6
30 Singh, Jaskaran	2	2	1	0	0	1	0	0	30	5*	5	5.00	17.9
31 Ling, Dexter	2	3	0	0	0	1	0	0	58	4	5	1.67	11.9
32 Cameron, Alexander	2	2	0	0	0	0	0	0	39	4	5	2.50	15.6
33 Lucky, Prince	2	2	0	0	0	0	0	0	5	3	4	2.00	80.0
34 Velmaran, Mathysuthen	1	1	0	0	0	0	0	0	8	3	3	3.00	42.9
35 Hurst, Ethan	1	1	0	0	0	0	0	0	37	2	2	2.00	6.6
36 Player_3, Unknown	1	1	0	0	0	0	0	0	29	1	1	1.00	5.0
37 Sharma, Hrehaan	2	2	1	0	0	0	0	0	12	1	1	1.00	14.3
38 Hurst, Jack	1	1	0	0	0	1	0	0	4	0	0	0.00	0.0

Click a row to view that player's statistics.

Bowling results:

PLAYER	MAT	O	M	R	W	5W	10WM	BBI	AVE.	STR.	ECN.
1 Mehta, Nakul	12	166	33	459	39	2	0	5/28	11.77	25.54	2.77
2 Kassulke, Alex J	12	72	10	229	14	0	0	3/13	16.36	30.86	3.18
3 Pandya, Dhanraj	4	28.4	7	62	13	1	0	5/4	4.77	13.23	2.16
4 Samaratunga, Alan	7	56.4	5	236	10	0	0	3/33	23.60	34.00	4.16
5 Verma, Vaibhav	13	47	6	202	7	0	0	3/24	28.86	40.29	4.30
6 Velmaran, Mathysuthen	1	25	16	25	4	0	0	4/25	6.25	37.50	1.00
7 Bhambra, Simar	10	16	2	84	4	0	0	2/16	21.00	24.00	5.25
8 Nain, Virat	6	7.2	0	50	3	0	0	2/26	16.67	14.67	6.82
9 Bhikadiya, Om	3	18	1	61	3	0	0	3/16	20.33	36.00	3.39
10 Joshi, Aditya	5	27.5	5	84	3	0	0	2/10	28.00	55.67	3.02
11 Sharma, Hrehaan	2	9	0	53	2	0	0	1/19	26.50	27.00	5.89
12 Hurst, Jack	1	5	1	13	1	0	0	1/13	13.00	30.00	2.60
13 Ilangamage, Binupa	7	5.3	0	44	1	0	0	1/2	44.00	33.00	8.00
14 Basili, Dean R	2	10	1	55	1	0	0	1/55	55.00	60.00	5.50
15 Boitshoko, Daniel	5	25	0	112	1	0	0	1/26	112.00	150.00	4.48
16 Singh, Jaskaran	2	1	0	2	0	0	0	0/2	NA	NA	2.00
17 Ellis, Jack	4	1	0	12	0	0	0	0/12	NA	NA	12.00
18 Abro, Tauheed	3	4	0	24	0	0	0	0/24	NA	NA	6.00
19 Yang, Paul	1	5	0	27	0	0	0	0/27	NA	NA	5.40
20 Gray, Daniel	1	4	0	41	0	0	0	0/41	NA	NA	10.25
21 Ling, Dexter	2	9	0	47	0	0	0	0/17	NA	NA	5.22

Click a row to view that player's statistics.

18 EIGHTH GRADE REPORT 2022/2023 – C1 GRADE

The final premiership points were as follows:

Queensland Sub Districts Cricket Association - C3 Grade

RANK	TEAM	P	WO	WI	D	L1	LO	RUNS FOR	WKTS TAKEN	RUNS AGST	WKTS LOST	BP	PTS	TOTAL PTS
1	Redland Sharks	14	3	6	2	3	0	2007	156	1842	99	43.47	58	101.47
2	Rochedale South	14	2	7	0	5	0	2526	152	1902	124	48.06	50	98.38 A
3	Souths Junior Cricket Club	14	1	7	2	3	1	2692	156	2094	136	50.32	47	97.32
4	Cleveland Thornlands	13	1	4	1	6	1	2138	162	2248	130	45.68	38	83.88 A
5	South Brisbane	12	2	4	1	4	1	2054	130	1954	128	40.04	41	80.85 A
6	WPC Cricket Club	13	0	0	0	7	6	1539	75	2916	214	26.64	6	32.28 A

Last re-calculated: Apr 25, 2023 3:44AM (local time)

Batting results:

	PLAYER	MAT	INN	NO	100S	50S	0S	4S	6S	MINS	HS	RUNS	AVE.	STR.
1	Luck, Josh	6	8	0	2	0	1	45	0	606	117	314	39.25	75.8
2	Sharma, Rohit	12	14	0	0	1	0	27	0	533	52	237	16.93	57.1
3	Ellis, Jack	8	8	0	0	1	1	18	0	667	65	195	24.38	36.0
4	Cameron, Alexander	12	14	3	0	0	2	20	0	350	34	182	16.55	64.1
5	Yang, Paul	9	8	2	0	0	1	14	0	188	31*	100	16.67	55.6
6	Velmaran, Mathysuthen	5	3	1	0	1	0	6	5	140	57	97	48.50	104.3
7	Joshi, Aditya	3	4	0	0	0	0	12	1	244	39	91	22.75	52.6
8	Abro, Tauheed	12	12	0	0	0	2	8	0	342	18	88	7.33	35.2
9	Koli, Shubham	4	4	0	0	1	1	12	0	170	51	75	18.75	67.0
10	Ling, Dexter	11	11	7	0	0	1	2	0	229	18*	67	16.75	34.7
11	parker, Joshua	9	9	0	0	0	1	4	0	95	24	50	5.56	67.6
12	Yung, Wai Y	3	4	2	0	0	1	4	0	82	27*	38	19.00	64.4
13	Zambre, Shubham	1	1	0	0	0	0	2	0	75	33	33	33.00	68.8
14	Saladi, Sudheer	5	4	1	0	0	0	2	0	103	11	28	9.33	31.8
15	Player_1, Unknown	3	3	0	0	0	0	1	0	131	17	22	7.33	27.5
16	Hurst, Ethan	4	5	1	0	0	2	1	0	140	10	20	5.00	14.6
17	Samaratunga, Alan	2	3	0	0	0	1	1	0	62	12	20	6.67	27.4
18	Player_4, Unknown	2	1	0	0	0	0	0	0	71	11	11	11.00	33.3
19	Player_3, Unknown	2	2	0	0	0	0	0	0	46	7	10	5.00	28.6
20	Kassulke, Karl	2	1	0	0	0	0	0	0	35	10	10	10.00	47.6
21	Singh, Jaskaran	7	5	2	0	0	1	0	0	60	3*	9	3.00	29.0
22	Player_2, Unknown	2	2	0	0	0	1	0	0	47	8	8	4.00	18.2
23	Kassulke, Matthew	1	1	0	0	0	0	0	0	48	8	8	8.00	17.0
24	Sharma, Hrehaan	11	5	2	0	0	1	0	0	41	4*	8	2.67	34.8
25	Dahiya, Sameer	2	2	0	0	0	1	1	0	40	4	4	2.00	18.2
26	Cameron, Oliver	1	1	0	0	0	0	0	0	12	4	4	4.00	44.4
27	Hurst, Jack	1	1	0	0	0	0	0	0	9	3	3	3.00	50.0
28	Tennakoon, Nadula	1	1	0	0	0	0	0	0	24	2	2	2.00	14.3
29	Ryan, Mark M	1	1	0	0	0	0	0	0	21	2	2	2.00	28.6
30	Player_7, Unknown	1	1	0	0	0	0	0	0	22	1	1	1.00	9.1
31	Verma, Vaibhav	3	2	0	0	0	2	0	0	11	0	0	0.00	0.0
32	Mitchell, Lachlan	1	1	0	0	0	1	0	0	7	0	0	0.00	0.0

Click a row to view that player's statistics.

Bowling results:

	PLAYER	MAT	O	M	R	W	5WI	10WM	BBI	AVE.	STR.	ECN.
1	Ling, Dexter	11	74.4	13	284	15	1	0	5/42	18.93	29.87	3.80
2	Sharma, Hrehaan	11	71.2	22	228	14	0	0	3/7	16.29	30.57	3.20
3	Yang, Paul	9	49.2	12	123	11	0	0	3/11	11.18	26.91	2.49
4	Velmaran, Mathysuthen	5	53.2	21	79	10	0	0	4/14	7.90	32.00	1.48
5	Cameron, Alexander	12	50.5	10	119	10	0	0	3/11	11.90	30.50	2.34
6	Singh, Jaskaran	7	43.5	9	131	10	1	0	6/35	13.10	26.30	2.99
7	Ellis, Jack	8	21.2	4	67	6	0	0	2/4	11.17	21.33	3.14
8	Saladi, Sudheer	5	23	2	106	5	0	0	3/22	21.20	27.60	4.61
9	Joshi, Aditya	3	31.3	12	61	4	0	0	2/33	15.25	47.25	1.94
10	Samaratunga, Alan	2	22	5	75	4	0	0	4/51	18.75	33.00	3.41
11	Hurst, Jack	1	10.2	3	21	3	0	0	3/21	7.00	20.67	2.03
12	Abro, Tauheed	12	16.4	3	45	3	0	0	1/0	15.00	33.33	2.70
13	Kassulke, Karl	2	9	4	4	2	0	0	2/4	2.00	27.00	0.44
14	Ryan, Mark M	1	3	0	15	2	0	0	2/15	7.50	9.00	5.00
15	Sharma, Rohit	12	12.4	3	39	2	0	0	1/0	19.50	38.00	3.08
16	Verma, Vaibhav	3	9.5	0	63	2	0	0	1/8	31.50	29.50	6.41
17	Sohal, Harry	1	5.2	1	26	1	0	0	1/26	26.00	32.00	4.88
18	Tennakoon, Nadula	1	4	0	27	1	0	0	1/27	27.00	24.00	6.75
19	Mitchell, Lachlan	1	20	5	53	1	0	0	1/29	53.00	120.00	2.65
20	Hurst, Ethan	4	0.4	0	0	0	0	0	0/0	NA	NA	0.00
21	Luck, Josh	6	0.5	0	1	0	0	0	0/1	NA	NA	1.20
22	Dahiya, Sameer	2	2	0	3	0	0	0	0/3	NA	NA	1.50
23	Boitshoko, Daniel	1	5	2	8	0	0	0	0/8	NA	NA	1.60
24	Zambre, Shubham	1	2	0	8	0	0	0	0/8	NA	NA	4.00
25	Koli, Shubham	4	4.3	1	12	0	0	0	0/5	NA	NA	2.67
26	Nain, Virat	2	3	0	20	0	0	0	0/20	NA	NA	6.67
27	Yung, Wai Y	3	5	0	26	0	0	0	0/9	NA	NA	5.20
28	parker, Joshua	9	5	0	30	0	0	0	0/10	NA	NA	6.00

Click a row to view that player's statistics.











19 WOMENS SECOND GRADE REPORT 2022/2023

Captain/coach: Melissa Lewis

The final premiership points were as follows:

Queensland Premier Cricket - Women's Second Grade Competition











One Day Competition

RANK	TEAM	P	W	L	D	RUNS FOR	OVERS FACED	RUNS AGST	OVERS BOWLED	PTS	NRR
1	 Western Suburbs	12	10	1	1	1883	433	1165	432	53.00	1.6561
2	 South Brisbane	12	8	4	0	1453	384	1094	434	46.00	1.2644 A
3	 University of Queensland	12	7	4	1	1074	376	970	400	40.00	0.4276
4	 Wynnum-Manly	12	8	4	0	1634	444	1406	456	37.00	0.5916
5	 Northern Suburbs	12	7	4	1	1192	382	1343	429	37.00	-0.0154
6	 Ipswich	12	7	5	0	1655	421	1322	425	36.00	0.8214
7	 Valley	12	5	6	1	1410	402	1392	385	29.00	-0.1095
8	 Sunshine Coast	12	3	9	0	1350	480	1679	436	14.00	-1.0384
9	 Sandgate-Redcliffe	12	2	10	0	1482	430	1760	382	9.00	-1.1668
10	 Gold Coast	12	1	11	0	971	447	1787	413	5.00	-2.1485

Last re-calculated: Apr 19, 2023 3:44AM (local time) i

Queensland Premier Cricket - Women's Second Grade Competition

T20 Competition

RANK	TEAM	P	W	L	D	RUNS FOR	OVERS FACED	RUNS AGST	OVERS BOWLED	PTS	NRR
1	 Wynnum-Manly	9	7	0	2	781	113	653	135	18.0	2.074
2	 University of Queensland	9	6	1	2	809	140	591	138	16.0	1.496
3	 South Brisbane	9	5	1	3	628	105	478	120	15.0	1.960
4	 Western Suburbs	9	4	2	3	649	113	481	113	13.0	1.495
5	 Valley	9	3	3	3	403	87	458	105	11.0	0.244
6	 Sunshine Coast	9	3	4	2	693	128	562	108	10.0	0.210
7	 Sandgate-Redcliffe	9	2	5	2	655	140	851	140	8.0	-1.400
8	 Northern Suburbs	9	1	4	4	446	99	471	88	8.0	-0.830
9	 Ipswich	9	1	5	3	615	120	600	107	7.0	-0.474
10	 Gold Coast	9	0	7	2	466	130	1000	122	4.0	-4.615

Last re-calculated: Apr 19, 2023 3:44AM (local time) i

Women's 2nd Grade Captain's Report:

T20 - Premiers

Our T20 comp was blistering with a 5 to 1 win/loss ration with 4 washouts. We finished 4th and had to play the might of Uni who smashed us earlier in the season, to make the final.

We kept them to 104 with Kaysey Amai taking 5/17 with her deadly off spinners. The old girls of the group combined to chase down the runs with two overs to spare.

After a successful last minute challenge from Wynnum, the other hotly contested SF across town meant we were off to Tingalpa for the big dance. A solid knock from captain/coach Mel Lewis (59 off 55) lead us to score 118 from our 20 overs.

Another great bowling and fielding performance saw us bowl the Sea Eagles out for 90 and seal our second premiership in as many seasons.

One Day - Runners Up

A hit and miss 40 over comp for the ladies this year saw us lose only 4 games and finishing runners up for the regular season. Another showdown in the SF with our arch nemesis Uni awaited and we're lucky the heavens opened up mid match resulting in an abandoned game.

Straight through to the GF where we faced undoubtedly the strongest West team in the last few years. Sadly we left our worst game until last and we're never truly in the contest.

We also fielded our first U19s team in conjunction with Northern Suburbs, with the girls playing 5 games across the season proper against other premier teams.

We had some great results on and off the field across all age groups, but the most inspiring part was seeing us all come together and form awesome friendships. A young group remains but a strong core will see them play together for years to come. I'm so excited for their future.

Congratulations to the following player highlights for the 2023-24 Season:

- Melissa Lewis: Competition Batting Agg 663 runs and Champion Player
- Shaelan Turner: Competition Best Fielder, most catches 16
- 3 x Magpies featuring in the top ten fielders
- Kaysey Amai and Melissa Lewis featuring in the Courier Mail Team of the Year
- Phoebe Howard, Lucinda Hillier and Annie O'Farrell Qld U12 Schoolgirls Representatives

Batting results:

	PLAYER	MAT	INN	NO	100S	50S	0S	4S	6S	MIN5	HS	RUNS	AVE.	STR.
1	Lewis, Melissa	21	21	4	1	4	0	96	1	1007	103*	663	39.00	85.8
2	Curness, Abigail	20	19	1	0	0	2	37	0	539	33	243	13.50	61.4
3	Ingram, Matilda	13	9	6	0	0	0	7	0	620	48*	215	71.67	47.7
4	Shaw, Sally D	19	16	5	0	0	4	15	0	233	31*	138	12.55	75.0
5	Ford, Lauren	10	9	3	0	0	0	8	0	263	30	121	20.17	43.8
6	Penza, Neja	20	14	1	0	0	3	10	0	301	31	111	8.54	47.6
7	Titmarsh, Emily	20	18	3	0	0	7	8	1	231	21	84	5.60	56.8
8	Dissanayake, Janithi	13	10	3	0	0	2	3	0	175	19*	61	8.71	45.9
9	White, Eva	7	5	1	0	0	0	7	0	106	32	49	12.25	64.5
10	Turner, Shaelan	20	8	1	0	0	2	3	0	103	14*	46	6.57	59.7
11	Hillier, Lucinda B	5	3	1	0	0	0	3	0	176	22	45	22.50	37.5
12	Amai, Kaysey	20	9	4	0	0	3	3	0	119	21	32	6.40	39.0
13	Williams, Olivia	17	6	1	0	0	2	0	0	83	7*	19	3.80	29.2
14	De Alwis, Vitri	3	3	0	0	0	1	2	0	18	6	10	3.33	45.5
15	LAWSON, Alys	1	1	1	0	0	0	0	0	8	2*	2	NA	25.0
16	Mehta, Mahi	14	4	2	0	0	2	0	0	16	1*	1	0.50	12.5
17	Henschke, Alison	7	2	1	0	0	1	0	0	2	1*	1	1.00	50.0
18	Kanda, Anureet	4	1	0	0	0	1	0	0	2	0	0	0.00	0.0

Click a row to view that player's statistics.

Bowling results:

	PLAYER	MAT	O	M	R	W	5WI	10WM	BBI	AVE.	STR.	ECN.
1	Lewis, Melissa	21	79.1	14	235	27	0	0	4/26	8.70	17.59	2.97
2	Amai, Kaysey	20	96.1	19	266	24	1	0	5/17	11.08	24.04	2.77
3	Perera, Neja	20	52.5	6	203	19	0	0	4/6	10.68	16.68	3.84
4	Curness, Abigail	20	96	18	274	16	0	0	4/20	17.13	36.00	2.85
5	Williams, Olivia	17	52	8	195	13	0	0	3/10	15.00	24.00	3.75
6	Turner, Shaelan	20	78.3	7	267	13	0	0	3/9	20.54	36.23	3.40
7	Mehta, Mahi	14	57	4	176	12	0	0	3/15	14.67	28.50	3.09
8	Ingram, Matilda	13	30.2	4	98	9	0	0	4/11	10.89	20.22	3.23
9	Hillier, Lucinda B	5	4	2	5	2	0	0	2/5	2.50	12.00	1.25
10	Henschke, Alison	7	3	0	12	1	0	0	1/12	12.00	18.00	4.00
11	LAWSON, Alys	1	1	0	10	0	0	0	0/10	NA	NA	10.00
12	White, Eva	7	1	0	10	0	0	0	0/10	NA	NA	10.00

Click a row to view that player's statistics.













20 LORD'S TAVERNERS REPORT 2022/2023

Coach: Nick Perera and Ben Johnson

The final premiership points were as follows:

Queensland Premier Cricket - The Lord's Taverners Competition

Low Cooper Cup [One Day & T20]

RANK	TEAM	P	W	L	D	RUNSFOR	OVERSFACED	RUNSAGST	OVERSBOWLED	PTS	NRR
1	 Western Suburbs	14	9	3	2	2015	462	1647	456	39.0	0.750
2	 Sunshine Coast	14	9	3	2	1701	427	1600	433	37.0	0.289
3	 Valley	14	9	4	1	1912	435	1945	502	34.0	0.526
4	 Gold Coast	14	8	4	2	1764	428	1855	469	31.0	0.172 A
5	 Northern Suburbs	14	6	6	2	1873	442	1801	469	30.0	0.402
6	 Redlands	14	8	5	1	1914	502	1767	433	29.0	-0.264
7	 Sandgate-Redcliffe	14	6	7	1	2054	468	1987	514	28.0	0.521
8	 South Brisbane	14	6	5	3	1333	382	1257	400	28.0	0.351 A
9	 University of Queensland	14	6	6	2	1584	435	1531	457	28.0	0.295 A
10	 Toombul	14	6	6	2	1615	437	1867	480	28.0	-0.197
11	 Ipswich	14	4	8	2	1701	462	1611	429	24.0	-0.075
12	 Wynnum-Manly	14	6	7	1	1946	507	1950	498	22.0	-0.081
13	Wide Bay	14	1	11	2	1187	387	1318	326	8.0	-0.976
14	Darling Downs & SW Queensland	14	1	10	3	1365	411	1747	326	8.0	-2.028 A

Last re-calculated: Jan 4, 2023 2:21AM (local time) i

Coaches report

This season we were buoyed that we had half the squad returning for a second year. Whilst they were still underaged we believed we had a squad that could push for finals and that we did. This was the closest season I have seen for Lords Taverners in some years where a mix of 7 teams were vying for the remaining 2 spots in the final round pending outcomes which included Souths with the top two spots being finalised prior to the last round. We finished the season in 8th from 14 teams and just 3 points out of the top 4. There was only 3 points separating 4th to 8th and came down to %. It was unfortunate for us to leave it to the last round to push for 4th spot only to be denied by Duckworth and Lewis in a rain effected match with us batting second against Redlands and when rain hit and we didn't get back on we were deemed 20 runs behind with wickets in the shed. It was a hard pill to swallow however when reflecting it was probably true on where we were at. Whilst we had a talented squad our inconsistency around our batting is what let us down. Our bowling and fielding was exceptional and won us matches or kept us in matches going down to the wire. This season saw us more competitive and self-belief in our squad where we took Gold Coast to the wire this year along with Wynnum only to fall short whilst upsetting UQ in Round 1 along with beating Sunshine Coast on their home turf convincingly who were outright 2nd. We demonstrated we had the talent and skills, just lacked consistency at times and hunger to win when in winning positions we let a couple of games slip.

We saw our team more competitive this season winning 6 of the 14 matches played across a mix of one day cricket and T20s with our team unfortunately being the only side having 3 washouts whilst other teams had 2. Like some teams we also had our fair share of injuries, whilst not excuses they were to key players in the squad that impacted our line-up, missing our opening bat for most of the season with stress fractures along with 2 of our front line bowlers also out with stress fractures. These certainly impacted where we finished however in saying that it presented opportunities for others to step up and at times make a name for themselves.

Nick and myself were really proud of the brand of cricket and spirit the lads played this season and have high expectations for the coming season with the bulk of the squad returning for their 3rd and final season and some key additions to the club along with from our U16 side last season sees us well balanced across the park. Our goal is to make finals this coming season 2023/24 and will be working hard to make that dream a reality.

Some highlights from the season seeing Matthew Harvie our leggie take 16 wickets and be our leading wicket taker at an average of 11.75. TJ taking 14 wickets at an average of 10.14 and Riley Johnson the leading dismissals for a wicket keeper with 24 (20 catches and 4 stumpings). Our leading batsmen was Daniel Gray 154 runs at 17.11. We had 6 batsmen score over 100 runs for the season but only saw 1 half century and no hundreds. This is certainly an area we need to improve upon and believe we have the batsmen this coming season to do that week in week out.

Also congratulations must go to TJ for firstly being selected in the Qld U17s and heading to the Nationals where he performed incredibly well and did himself, family and Souths proud. He was also selected in an Australian U17 Team of the tournament. Well done TJ.

These 3 lads were selected for the Qld U16 Rookies, Eddie Comer, Max Isoardi and Riley Johnson, well done to those lads.

Overall whilst bitterly disappointed missing out on finals, we displayed enough talent and potential to step up and grow for the coming season where we will have majority of our squad as top age players with experience in the Lords Taverners competition and know the level and challenges you will need to face when playing. We strongly believe with the right strategy and game plan we should be putting our hand up to play finals and contribute our part on the wonderful journey Souths is going through under our Head Coach Ken Healy and Assistant Coach Joe Dawes. Bring on season 2023/24.

Batting results:

PLAYER	MAT	INN	NO	100S	50S	0S	4S	6S	MINS	HS	RUNS	AVE.	STR.
1 Gray, Daniel	10	10	1	0	0	2	12	7	271	45	154	17.11	68.4
2 Mohr, Aiden	8	8	0	0	0	1	11	1	486	42	151	18.88	45.5
3 Santos, Xavier	9	7	0	0	0	0	12	0	282	43	123	17.57	47.9
4 Comer, Eddie	4	4	0	0	1	1	14	2	258	79	121	30.25	64.7
5 Johnson, Riley	10	9	2	0	0	0	8	1	288	31	119	17.00	53.8
6 Kinigama, Dinek	8	8	1	0	0	0	2	0	330	37	102	14.57	42.9
7 Summers, Ryan	10	9	3	0	0	0	9	0	194	45	96	16.00	65.8
8 Thaman, Dushyant	9	8	0	0	0	1	5	0	274	22	76	9.50	41.5
9 Dutta, Devraj	10	8	2	0	0	1	3	0	159	14	55	9.17	43.3
10 Wegner, Luke	4	3	1	0	0	1	3	0	105	36*	43	21.50	60.6
11 Samarawickrama, Thisaja	8	5	1	0	0	0	7	0	59	18	42	10.50	93.3
12 Ilott, William	5	4	1	0	0	0	2	0	82	16*	31	10.33	45.6
13 Harvie, Matthew	10	6	3	0	0	1	0	0	71	9*	24	8.00	47.1
14 Stevenson, Samuel A	1	1	1	0	0	0	0	0	10	6*	6	NA	85.7
15 Isoardi, Max	6	2	1	0	0	1	0	0	10	2*	2	2.00	25.0
16 Moloney, Tom	2	1	1	0	0	0	0	0	6	0*	0	NA	0.0
17 De Silva, Kavith	6	2	2	0	0	0	0	0	2	0*	0	NA	

Click a row to view that player's statistics.

Download

Bowling results:

	PLAYER	MAT	O	M	R	W	5WI	10WM	BBI	AVE.	STR.	ECN.
1	Harvie, Matthew	10	61	11	188	16	1	0	5/22	11.75	22.88	3.08
2	Samarawickrama, Thisaja	8	49.2	9	142	14	0	0	3/16	10.14	21.14	2.88
3	Summers, Ryan	10	73.2	15	216	9	0	0	3/8	24.00	48.89	2.95
4	Thaman, Dushyant	9	47	4	147	7	0	0	2/15	21.00	40.29	3.13
5	Isoardi, Max	6	33	3	146	6	0	0	3/16	24.33	33.00	4.42
6	Dutta, Devraj	10	35	4	176	6	0	0	2/19	29.33	35.00	5.03
7	De Silva, Kavith	6	32	2	89	5	0	0	2/19	17.80	38.40	2.78
8	Moloney, Tom	2	8	0	28	2	0	0	2/11	14.00	24.00	3.50
9	Stevenson, Samuel A	1	3	0	27	1	0	0	1/27	27.00	18.00	9.00
10	Kinigama, Dineek	8	2	0	13	0	0	0	0/13	NA	NA	6.50
11	Ilott, William	5	1	0	17	0	0	0	0/17	NA	NA	17.00

Click a row to view that player's statistics.











21 PAUL PINK SHIELD – YOUTH GIRLS 2022/2023

Coach: Mellissa Lewis

The final premiership points were as follows:

Queensland Premier Cricket - Under 15 Female Competiton

Paul Pink Shield [T20]

RANK	TEAM	P	W	L	D	RUNS FOR	OVERS FACED	RUNS AGST	OVERS BOWLED	PTS	NRR
1	 Western Suburbs	6	6	0	0	750	88	312	106	12.00	5.5793 U
2	 Ipswich	6	4	1	0	671	103	613	120	9.00	1.3748 U
3	 Wynnum-Manly	6	4	2	0	732	105	630	120	8.00	1.6994
4	 Sandgate-Redcliffe	6	4	2	0	543	112	589	115	8.00	-0.2661 U
5	 Gold Coast	6	3	3	0	517	103	517	103	6.00	0.0324 U
6	 Northern Suburbs	6	2	3	0	629	119	713	114	5.00	-0.9504 U
7	 South Brisbane	6	2	4	0	379	87	394	74	4.00	-0.9560 U
8	 Valley	6	2	4	0	526	117	542	98	4.00	-1.0413
9	 Sunshine Coast	6	2	4	0	574	114	771	114	4.00	-1.7501
10	 University of Queensland	6	0	6	0	469	100	709	84	0.00	-3.7338

Last re-calculated: Feb 27, 2023 3:10AM (local time) [U](#)

Coaches report

Our PPS team had a rough start to the comp with a QJC carnival held on the first day of our double header. This meant our best four players were unavailable. Sadly we were never able to recover given the short length of the competition.

All time in the middle is great however and the girls formed a great bond which they carried into our community third grade team. These girls will be a great addition to our second grade squad for 2023-24.

Congrats to our three QLD U12s Schoolgirls representatives in Pheobe Howard, Lucinda Hillier and Annie O'Farrell.

Batting results:

PLAYER	MAT	INN	NO	100S	50S	0S	4S	6S	MINs	HS	RUNS	AVE.	STR.
1 Hillier, Lucinda B	3	3	1	0	0	1	3	0	97	31*	56	28.00	86.2
2 LAWSON, Alys	5	4	0	0	0	0	2	0	84	27	50	12.50	63.3
3 O'Farrell, Annie	3	3	0	0	0	0	2	0	107	21	45	15.00	65.2
4 Burg, Georgie	4	3	0	0	0	2	2	0	101	27	27	9.00	55.1
5 Watson, Letitia	5	4	1	0	0	2	1	0	68	20*	24	8.00	63.2
6 Woolley, Emma	3	3	1	0	0	2	4	0	29	21*	21	10.50	87.5
7 Howard, Phoebe K	3	3	0	0	0	0	0	0	71	8	19	6.33	38.8
8 Burg, Eady	4	3	2	0	0	1	0	0	55	15*	16	16.00	72.7
9 Thomson, Anna	3	3	0	0	0	0	1	0	58	8	15	5.00	51.7
10 LAWSON, Hannah	5	3	1	0	0	0	1	0	46	6	11	5.50	57.9
11 Williams, Olivia	3	1	0	0	0	0	0	0	14	6	6	6.00	46.2
12 Meegasdeniya , Pahanmee	4	2	1	0	0	0	0	0	14	2	2	2.00	15.4
13 O'Hara, Constance	3	1	0	0	0	0	0	0	3	2	2	2.00	66.7
14 Pillai, Vibha	5	2	0	0	0	1	0	0	24	2	2	1.00	9.5

Click a row to view that player's statistics.

Bowling results:

PLAYER	MAT	O	M	R	W	5WI	10WM	BBI	AVE.	STR.	ECN.
1 LAWSON, Hannah	5	7.2	0	37	3	0	0	3/10	12.33	14.67	5.05
2 LAWSON, Alys	5	8	0	45	3	0	0	2/19	15.00	16.00	5.63
3 Williams, Olivia	3	9.3	0	30	2	0	0	1/6	15.00	28.50	3.16
4 Howard, Phoebe K	3	2	0	16	1	0	0	1/4	16.00	12.00	8.00
5 Burg, Georgie	4	4	0	27	1	0	0	1/5	27.00	24.00	6.75
6 O'Hara, Constance	3	5	0	32	1	0	0	1/12	32.00	30.00	6.40
7 Hillier, Lucinda B	3	10	0	32	1	0	0	1/11	32.00	60.00	3.20
8 Thomson, Anna	3	5.2	0	44	1	0	0	1/11	44.00	32.00	8.25
9 Woolley, Emma	3	2	0	14	0	0	0	0/14	NA	NA	7.00
10 Pillai, Vibha	5	3	0	15	0	0	0	0/5	NA	NA	5.00
11 Burg, Eady	4	5	0	16	0	0	0	0/2	NA	NA	3.20
12 Meegasdeniya , Pahanmee	4	4	0	33	0	0	0	0/13	NA	NA	8.25
13 Watson, Letitia	5	9	0	41	0	0	0	0/3	NA	NA	4.56










Click a row to view that player's statistics.


22 OVER 40's COMPETITION REPORT 2022/2023

Captain - Tom Lyne

The final premiership points were as follows:

Queensland Premier Cricket - Men's Over 40's Competition

RANK	TEAM	P	W	L	D	RUNS FOR	OVERS FACED	RUNS AGST	OVERS BOWLED	PTS	NRR
1	 Ipswich	4	4	0	0	405	67	395	140	26	3.193
2	 University of Queensland	4	3	1	0	446	83	439	102	20	1.041 A
3	 South Brisbane	4	3	1	0	553	113	479	107	19	0.403 A
4	 Sandgate-Redcliffe	4	2	2	0	436	102	434	104	16	0.115 A
5	 Valley [2]	4	2	2	0	377	72	375	103	15	1.565
6	 Western Suburbs	4	2	2	0	531	105	447	98	13	0.496 A
7	 Valley [1]	4	1	3	0	417	121	489	94	10	-1.737 A
8	 Redlands	4	1	3	0	408	103	423	98	8	-0.320
9	 Toombul	4	0	4	0	0	0	0	0	4	0.000

Last re-calculated: Apr 5, 2023 4:07AM (local time) 

Captain's Report:

Introducing the players for 2022/2023 season.

Jack Hurst, Simon Anthonisz, Tim Lyne, Scott Hartley, Brett Gillespie, Bill Duval. Nishant Eduljee, Paul Matthews, James Mundell, Brendon Gibson, Matthew, Brown, Grayson Tyndale, Josh Davidson, Malaka Fendando and Jack Reidy.

Souths vs Ipswich

The start of the season started with Ipswich which is always a good test of how the season could go.

The boys started well with Jack and Simon putting on 62. In this game the tail didn't wag at all, we are all out for 93.

Ipswich were able to chase down with the loss of 2 wickets in 15 overs.

Souths vs University

Uni batting first with a good total of 6 for 191. The boys bowled well with Gibbo 1 for 22 of his 5 overs. Jack and Scotty 2/24 and 2/18. 7 and 5 overs respectively.

This hasn't happened for a while where both the openers Matt and Simon retired 50/53 respectively. Brett in next with a run a ball 25. Jack at the wicket to take the tail with a fine 48 with us passing their score in the 33rd over 5/194.

Souths vs West

The season was very short with only 4 games scheduled it just got a little shorter with west calling a forfeit.

Souths vs Valleys

WE played this game at Valleys no3 oval, no breeze on what turned out to be a stinker with the temp up around 100F.

At the ground the boys were excited with the chance of a win and Redlands to beat Uni we could be playing in the final. Valleys won the toss and put us in, another great start from Simon 51 retired and Jack 47. The tail wagged on the occasion with Tim 22 and Paul 20 all done in good time to give us a total of 5/193.

With the temp rising it was going to be tough on the bowlers. 4 over stints with Gibbo and Scotty. Spinner on with Paul, 7 overs 2/28 and Jim 7 overs 2/34. Jack showing his class with 3/14 off 5.1 overs and Tim 1/11 of 5 overs. Valley's all out 124.

This was a great win by the boys in the conditions. With a great mix of youth and older players available we showed we can be more than competitive winning 3 games that were available to us.

We missed out on a final spot to Uni by 1 point with Ipswich taking out the final.

The team player for the season is Simon Anthonisz.

Regards

Tom Lyne

23 Men's Under-19 One Day Competition

Captain – Connor McMillan

The final premiership points were as follows:

South/West Zone

RANK	TEAM	P	W	L	D	RUNS FOR	OVERS FACED	RUNS AGST	OVERS BOWLED	PTS	NRR
1	 Valley	5	3	1	1	1091	200	804	199	17	1.418
2	 University of Queensland	5	2	2	1	748	200	699	192	13	0.099
3	 Ipswich	5	2	2	1	802	194	846	197	11	-0.167
4	 Western Suburbs	5	2	2	1	574	175	727	200	11	-0.361
5	 Gold Coast	5	2	2	1	817	189	922	194	11	-0.434
6	 South Brisbane	5	1	3	1	862	192	896	168	6	-0.823

Last re-calculated: Mar 28, 2023 2:48AM (local time)

Batting results:

	PLAYER	MAT	INN	NO	100S	50S	0S	4S	6S	MINS	HS	RUNS	AVE.	STR.
1	Isoardi, John	4	4	0	0	1	0	9	0	152	57	155	38.75	99.4
2	Love, Matthew A	3	3	0	0	1	0	4	1	320	96	149	49.67	60.6
3	McMillan, Connor	4	4	0	0	1	0	6	2	75	58	126	31.50	113.5
4	Crees, Dylan J	4	4	0	0	1	0	4	2	48	80	119	29.75	258.7
5	Malone, Hugo J	4	4	0	0	0	0	7	0	53	27	66	16.50	79.5
6	Henderson, Louis	3	3	0	0	0	2	0	0	10	45	45	15.00	80.4
7	Cooper, Jared	3	3	0	0	0	0	4	0	12	23	32	10.67	97.0
8	Williams, Lachlan S	1	1	0	0	0	0				28	28	28.00	103.7
9	Joby, Aaron	4	3	0	0	0	0	3	0	45	17	27	9.00	52.9
10	Storrs, William	4	4	2	0	0	0	0	0	22	7*	16	8.00	106.7
11	De Bruin, Zach C	1	1	0	0	0	0				15	15	15.00	
12	Edwards, Samuel	3	3	0	0	0	0	0	0	20	4	6	2.00	54.5
13	McConville, Liam	1	1	0	0	0	0	1	0	10	6	6	6.00	60.0
14	Wegner, Luke	1	1	1	0	0	0				5*	5	NA	
15	Singh, Daemun	2	2	1	0	0	0	0	0	8	1*	2	2.00	50.0
16	Dunne, Jacob	4	1	1	0	0	0				0*	0	NA	

Click a row to view that player's statistics.

Bowling results:

	PLAYER	MAT	O	M	R	W	5WI	10WM	BBI	AVE.	STR.	ECN.
1	Dunne, Jacob	4	32.1	0	198	7	0	0	3/72	28.29	27.57	6.16
2	Leslie, Edward	2	20	1	60	5	0	0	4/30	12.00	24.00	3.00
3	Singh, Daemun	2	13	0	63	3	0	0	2/37	21.00	26.00	4.85
4	Wegner, Luke	1	8	0	19	2	0	0	2/19	9.50	24.00	2.38
5	Storrs, William	4	27	1	146	2	0	0	1/32	73.00	81.00	5.41
6	McMillan, Connor	4	34.2	0	149	2	0	0	2/43	74.50	103.00	4.34
7	Sane, Soham	1	7	0	49	1	0	0	1/49	49.00	42.00	7.00
8	Henderson, Louis	3	5.3	0	52	1	0	0	1/35	52.00	33.00	9.45
9	Edwards, Samuel	3	6	0	98	1	0	0	1/44	98.00	36.00	16.33
10	Joby, Aaron	4	1.1	0	8	0	0	0	0/8	NA	NA	6.86
11	Williams, Lachlan S	1	4	0	21	0	0	0	0/21	NA	NA	5.25
12	McConville, Liam	1	3	0	24	0	0	0	0/24	NA	NA	8.00

Click a row to view that player's statistics.

24 TROPHY LIST 2022-2023

J M Baumann Cup - Champion Team	5th Grade	N/A
J W Hoelscher Trophy - Club Batting Average	Lachlan Peterson	500 runs @ 50
S J Redgrave - Club Bowling Average	Dhanraj Pandya	43 wickets @ 8.16
A D Parker Trophy - Highest Runs Aggregate	Aryan Jain	560 runs @ 40
D Muddle Trophy - Most Wickets	Prince Lucky	44 wickets @ 10.48
G Walsh Memorial Trophy - Outstanding Player U17	Eddie Leslie	
Jack Cooke/Bob Young - Outstanding Player U21	Prince Lucky	
John Maclean Trophy – Wicket keeping	Brendon Faber	20 catches and 2 stumpings
Len Marlow Memorial - Club Player	Dhanraj Pandya	
Max Robins Memorial - Outstanding 2 day format Opening Batsman	Lachlan Peterson	381 runs @ 54.43
A Bichel T20 Player	Melissa Lewis	215 runs @ 43 & 7 wickets @ 10.14
J McKnoulty - One Day Player	Melissa Lewis	16 wickets @ 7.5 & 342 runs @ 42.75
Chappell Brown Medal - Two Day player	Prince Lucky	34 wickets @ 11.12
T S Redgrave - Club All Rounder	Melissa Lewis	535 runs @ 48.64 & 33 wickets @ 9.67
Player of the finals	Coby Stegman	N/A
Fairfield NHW - Coaches Award	Campbell Farrelly	N/A
Club Captain Award	Zach De Bruin	N/A
Patrons Award Volunteer of the Year	Julie Isoardi	N/A
Diana Peterson Trophy – Female Players of the Year	Melissa Lewis	N/A
President’s Award	Alex Robynson	N/A

24.1 OVER 40'S PLAYER OF THE SEASON

Tom Lynn

24.2 BATTING AVERAGES (All Formats, no Finals -as per QC Criteria)

1st Grade	Aryan Jain	560 runs @ 40
2nd Grade	Trent Pearce	491 runs @ 32.73
3rd Grade	Samuel Edwards	362 runs @ 51.71
4th Grade	Lachlan Peterson	500 runs @ 50
5th Grade	Hugo Malone	331 runs @ 47.29
6th Grade	Rom Gehrke	286 runs @ 26
Tavs	Daniel Gray	154 runs @ 17.11
Ladies	Melissa Lewis	355 runs @ 35.55

24.3 BOWLING AVERAGES (All Formats, no Finals – as per QC Criteria)

1st Grade	Harmon Sandhu	34 wickets @ 27.47
2nd Grade	Arlen Wells-Peris	30 wickets @ 20.77
3rd Grade	Noah Vojinov	22 wickets @ 14.95
4th Grade	Myles Dennis	23 wickets @ 12.74
5th Grade	No Qualifier	
6th Grade	Dhanraj Pandya	29 wickets @ 9.69
7ths Grade	Nakul Mehta	39 wickets @11.77
Tavs	Matt Harvie	14 wickets @ 9.79
Ladies	Melissa Lewis	16 wickets @ 7.5

(Trophy qualifications are QC criteria, All formats, Minimum 9 Inns, 200 runs (batting) & Minimum 80 Overs and 20 wickets (Bowling) No finals - unless stated.

24.4 CENTURIES

Aryan Jain 117 (1st Grade)	James Rosewarne 101 (1st Grade)
Lucky Peterson (151 1st Grade, 146 2nd Grade)	Logan Duval 111 (1st Grade)
Claye Beams 107 (GF, 2nd Grade)	Steve Roy 174 (3rd Grade)
Sam Edwards (119 3rd Grade)	Lachlan Peterson 108 & 101 (4th Grade)
Zach De Bruin 119* (4th Grade)	Hugo Malone 114 (5th Grade)
Coby Stegman 123* (GF 5th Grade)	Corey Curran 144 (6th Grade)
Daemun Singh 102* (6th Grade)	Malcolm Bartlett 100 (6th Grade)
Ashton Phipps 101* (7th Grade)	Josh Luck 110 & 117 (8th Grade)
Melissa Lewis 103* (Women's 2nd Grade)	

24.5 CENTURIES IN FINALS

Claye Beams 107 (GF, 2nd Grade)

Coby Stegman 123*

24.6 5 WICKETS IN AN INNINGS

Harmon Sandu 5/69 (1st Grade)	James Rosewarne 5/94 (1st Grade)
Arlen Wells-Peris 7/50 (2nd Grade)	Brendan McNae 5/37, 6/27 (2nd Grade)
Toby Brown 5/53 (2nd Grade, GF)	Jacob Dunne 6/43 (2nd Grade)
Noah Vojinov 6/61 (3rd Grade)	Lachlan Williams 5/39 (4th Grade)
Myles Dennis 7/58 (4th Grade)	Will Gibson 5/39 (4th Grade)
Liam Brady 5/35 (5th Grade)	Prince Lucky 7/40, 5/45 (6th), 5/52 (4th)
Tiran Mahaarachchi 5/17 (5th Grade)	Brad Anderson 6/15, 6/29 (6th Grade)
Nick Perera 5/33 (6th Grade)	Dhanraj Pandya (6/26, 5/25 6th) 5/4 (7th Grade)
Nakul Mehta 5/28, 5/65 (7th Grade)	Dexter Ling 5/42 (8th Grade)
Jaskaran Singh 6/35 (8th Grade)	Matt Harvie 5/22 (Taverners)
Kaysey Amai 5/17 (Women's 2nd Grade)	

24.7 5 WICKETS IN AN INNINGS (FINALS)

Toby Brown (GF 5/53) – second grade

24.8 HAT TRICKS

Nil

24.9 CENTURY PARTNERSHIPS

	WICKET	P'SHIP	BATTERS	CLUB	GRADE	ROUND	INN	OPPONENT
	1	185	Lachlan Peterson - Zach De Bruin	South Brisbane Cricket Club	Men's Fourth Grade Competition	14	1	Sandgate-Redcliffe
	2	220	Steve Roy - Peter Strain	South Brisbane Cricket Club	Men's Third Grade Competition	4	1	Northern Suburbs
	3	180	Emmanuel Lucky Peterson - Claye Beams	South Brisbane Cricket Club	Men's Second Grade Competition	GF	2	Gold Coast
	4	146	Miron Nanayakkarawasam - Guyan Gunasekera	South Brisbane Cricket Club	Men's Fourth Grade Competition	11	1	Valley
	5	110	Harold Jones - Benjamin Cutting	South Brisbane Cricket Club	Men's First Grade Competition	7	1	University of Queensland
	6	122	Claye Beams - Dylan Crees	South Brisbane Cricket Club	Men's Second Grade Competition	14	2	Gold Coast
	7	170	Matthew Love - James Rosewarne	South Brisbane Cricket Club	Men's First Grade Competition	9	1	Wynnum-Manly
	8	78	Brandon Honeybrook - Brendan McNae	South Brisbane Cricket Club	Men's Second Grade Competition	17	1	Toombul
	9	114	Noah Stern - Lachlan Williams	South Brisbane Cricket Club	Men's Fifth Grade Competition	12	1	Redlands

24.10 FIELDING (All formats, including finals – top 10)

	PLAYER	MAT	CATCHES NON WK	CATCHES WK	STUMPINGS	RUNOUTS ASSISTED	RUNOUTS UNASSISTED
1	Pearce, Trent A	20	17	0	0	0	0
2	Turner, Shaelan	23	15	1	0	3	0
3	Lewis, Melissa	21	13	0	0	5	0
4	Anderson, Brad	12	11	0	0	0	0
5	Cutting, Benjamin J	17	11	0	0	0	1
6	Beams, Claye	28	11	28	5	5	0
7	Jones, Harold	18	10	0	0	0	0
8	Sandhu, Gurinder S	15	10	0	0	0	1
9	Wiseman, Matthew	10	9	0	0	0	0
10	McMillan, Connor	26	9	0	0	2	1

24.11 PLAYER OF THE FINALS

Coby Stegman

24.12 SERVICE AWARDS

40 YEARS: Phil English (Life Member)

20 YEARS: Kevin Howgego

10 YEARS: Peter Strain

Malcolm Bartlett

Matt Casey

Toby Brown

24.13 FIRST GRADE DEBUT PLAYERS

Player	Cap No
Claye Beams	676
Harmon Sandhu	677
Dilruwan Perera	678
Damien Ravu	679
Matthew Love	680
Connor McMillan	681
Jacob Dunne	682
Dylan Crees	683

25 FIRST GRADE PLAYERS SINCE 1897

<u>NUMBER</u>	<u>PLAYER</u>	<u>NUMBER</u>	<u>PLAYER</u>	<u>NUMBER</u>	<u>PLAYER</u>
1	SJ Donahoo	2	WW McGlinchy	3	CC Martin
4	WJ Lewis	5	WT Fisher	6	EW Currie
7	AH Jones	8	JE Justins	9	W Tanner
10	JJ Taylor	11	B Papi	12	W Kilgour
13	B De Maus	14	A Marshal	15	G Justins
16	AF Bell	17	TB Faunce	18	A Brown
19	R O'Brien	20	J Dansie	21	WC Poole
22	W Diplock	23	TT Long	24	HH Johnston
25	BF Lade	26	J Austin	27	J Ferguson
28	RW Long	29	E Green	30	J Caine
31	WH Pickburn	32	J Bishop	33	P Leslie
34	O Meston	35	JB Mitchell	36	WB Griffith
37	B Cotterall	38	F Wright	39	W Brown
40	J Rodgers	41	J Fairlaw	42	E Rose
43	WH Austin	44	H Shipway	45	RW Lewis
46	J Benstead	47	Jim Thomson	48	J Hallett
49	M Cooper	50	H Berry	51	J Trail
52	D Austin	53	J Whalley	54	J Fleming
55	J Ford	56	JH Marshall	57	HB Griffiths
58	FW Lade	59	J Shepherd	60	J Trugea
61	F Levander	62	TD Tudor	63	J Holden
64	Stafford	65	JP Clark	66	HC Gentle
67	WB Hayes	68	JW Graham	69	F Walker
70	G McIntosh	71	K Faunce	72	T Norton
73	WA Greenwood	74	J Mortimer	75	A Henry
76	M Shields	77	J Kohler	78	E Green

NUMBER	PLAYER	NUMBER	PLAYER	NUMBER	PLAYER
79	L Norris	80	OP Hayes	81	JL Graham
82	T Rogers	83	AJ O'Keefe	84	D Guilfoyle
85	J Wilson	86	A Falconer	87	CB Barstow
88	AE Justins	89	C Marshall	90	C Justins
91	F Mayers	92	PJ Maher	93	J Higginson
94	A Clark	95	R McGjie	96	J Jewell
97	J Greenwood	98	CB St John	99	WB Hill
100	T Thorsborne	101	AE Benbow	102	James Thompson
103	W Kenny	104	J McDaniel	105	H Woodcraft
106	C Alroe	107	B Robson	108	E Faulkner
109	SJ Redgrave	110	Joe Thompson	111	JJ Lahey
112	J Woods	113	C Crowther	114	F Crompton
115	P McPhie	116	R Tate	117	SC Georgeson
118	RW Boreham	119	AH Baker	120	J Dean
121	A Clark	122	F Craig	123	W McGill
124	R Parker	125	JP Simpson	126	O Harris
127	A Ulcoq	128	J Sherry	129	E Haussman
130	JH Saunders	131	LPD O'Connor	132	G Cuffe
133	EB Forsberg	134	FJ Cory	135	L Gibson
136	K Hunter	137	WM Stewart	138	JW Thompson
139	E Tranent	140	J Hall	141	E Kenyon
142	J Fletcher	143	P Haussman	144	O Friis
145	AP Haddrick	146	D Cooke	147	T Neill
148	AE Simms	149	R Allison	150	R Wiltshire
151	H Sims	152	H Powell	153	AE Thomspen
154	C Sim	155	E Silverton	156	S Jarrott
157	HG Sherry	158	B Robinson	159	R Spink

NUMBER	PLAYER	NUMBER	PLAYER	NUMBER	PLAYER
160	AR Hagon	161	E Long	162	M Tranent
163	V Jarrott	164	M Allen	165	R Long
166	N Beeston	167	R Smith	168	J Bratchford
169	A Moylan	170	C Hanify	171	H Barker
172	J Beeston	173	LL Gill	174	G Priddle
175	GF Mengel	176	ES Smith	177	W Rowe
178	F Snell	179	W Mitchell	180	C Mellish
181	N Smith	182	H McInnes	183	E Stanley
184	LJ Shewin	185	F Webb	186	RJ Copeland
187	H Wilson	188	M Archdall	189	J Keir
190	M Junner	191	C Mitchell	192	G McLean
193	A Rofe	194	D Davenport	195	G Hall
196	R Rigney	197	TS Redgrave	198	E Dibley
199	R Mitchell	200	FC Thompson	201	N Gray
202	V McCarthy	203	J Enright	204	K Hickey
205	F Conde	206	W Kidston	207	MD Graham
208	I Welch	209	A Ingham	210	H Fewin
211	A Peck	212	FU Hefferan	213	H Jones
214	T Hiley	215	J Woodward	216	C Courtice
217	A Rowston	218	J Cameron	219	A Fisher
220	D Hansen	221	V Henry	222	JK Smith
223	T Baty	224	B Peck	225	V Woodwood
226	A Muhl	227	F Crossthaite	228	G Ward
229	G Thaler	230	T Roberts	231	H Collins
232	W Johnson	233	H Leeson	234	J Harris
235	S Richter	236	W Duncan	237	J Mahoney
238	H Muhl	239	K Hele	240	HW Chayter

NUMBER	PLAYER	NUMBER	PLAYER	NUMBER	PLAYER
241	H Bryant	242	H Pegg	243	S Jennings
244	W Lather	245	T Carr	246	A Growder
247	I Schwenke	248	JE McCarthy	249	R Watson
250	J Glynn	251	D Muchow	252	A Canaris
253	T Allen	254	G Gooma	255	F George
256	J Podgornoff	257	RA Young	258	JF Kolb
259	EA Toovey	260	JG Maddern	261	W Schubert
262	E Roffey	263	E Irwin	264	CJ Bryce
265	D Tallon	266	E James	267	WR Bankie
268	R Lane	269	JG Cooke	270	AW Sanders
271	R Dixon	272	JR Engels	273	W Goode
274	SJ Dimmock	275	WH Nelson	276	JE Butterworth
277	K McIlwain	278	FP Malone	279	AA Hinch
280	P Warendorp	281	K Browne	282	NW Rattle
283	SA Pidgeon	284	A Smith	285	AW Grout
286	EW Janetzki	287	FW Sides	288	H Hastings
289	GA Jeavons	290	D Picking	291	P Gall
292	MH Jarrett	293	KB Finch	294	LR Thomson
295	V Mottershead	296	B Greenwood	297	AJ Levick
298	C Johnson	299	RA Lade	300	R Nolan
301	V Walsh	302	F Mitchell	303	E Egan
304	P McGrath	305	J Keenan	306	H Cameron
307	E James	308	RE Rogers	309	N Sandison
310	LR Dixon	311	CR Smith	312	WA Brown
313	K Sillett	314	GE Walsh	315	LR Jenkinson
316	CT Luxton	317	LA Sanders	318	R Whalley
319	A McIlwain	320	G Gargett	321	ML Robins

NUMBER	PLAYER	NUMBER	PLAYER	NUMBER	PLAYER
322	LB McSweeney	323	G Gill	324	DW Priest
325	L Power	326	I Halmarson	327	P Hely
328	K Osborne	329	DR Grimwade	330	DV Applegarth
331	RG Archer	332	RH Gourlay	333	B Burke
334	G O'Hanlon	335	DK Sanders	336	AV Fedrick
337	D Buckingham	338	R Gourlay	339	BP Collins
340	W Webb	341	DJ Ryan	342	G Stoddart
343	B O'Sullivan	344	JD Beeston	345	D Bellamy
346	N Ruddy	347	F Bassingthwaite	348	IB Oxenford
349	KA Archer	350	G Thomasson	351	L O'Sullivan
352	C Senior	353	T Talbot	354	E Westlake
355	P Enright	356	M Bale	357	B Eastaughffe
358	D Walker	359	A Marshall	360	I Reid
361	J Cressy	362	B Drummond	363	R Searle
364	A Cervetto	365	K Howkins	366	M Tanner
367	M Tilley	368	B Fisher	369	R Tovey
370	D Reissenber	371	T Regan	372	J Price
373	F Snelling	374	R Gignell	375	P Power
376	J Veivers	377	J Welsh	378	R Shepherd
379	PJ Allan	380	E Heley	381	DFE Bull
382	G Miers	383	S Belsham	384	R Hornby
385	J Shepherd	386	J McMahon	387	W McIness
388	Don Muddle	389	J Pratt	390	A Fulwood
391	K Williams	392	R Clayton	393	N Adamson
394	G Howard	395	R Butler	396	K Ridout
397	J Noble	398	D Ward	399	E Foster
400	JE Mackay	401	JA Maclean	402	G Trimble

NUMBER	PLAYER	NUMBER	PLAYER	NUMBER	PLAYER
403	J Dunham	404	J Toohey	405	P Schlinker
406	R Winks	407	B Petfield	408	R Parker
409	N Calder	410	R McMillan	411	J Mills
412	I Seib	413	R French	414	A Imeson
415	R Seib	416	N Ziebell	417	R Tallon
418	C Veivers	419	G Martin	420	W Head
421	G Wright	422	R Douglas	423	B Hook
424	D Roberts	425	D Davidson	426	S Marlow
427	D Dickie	428	R Ellis	429	N Astill
430	D Hood	431	K McCasker	432	L Hegvold
433	L Trueman	434	P Roberts	435	T Parker
436	G O'Brien	437	K Walsh	438	I Milledge
439	B Lendrum	440	W Brown	441	G Snowden
442	J Ryan	443	I Brake	444	B Storey
445	G Gault	446	D Urquhart	447	A Humphries
448	A Parker	449	D Kussrow	450	M Murphy
451	G Chappell	452	N Leach	453	R Snowden
454	P Ledger	455	H Manning	456	R Vance
457	W Morgan	458	B Eagers	459	N Cagney
460	R Adermann	461	K McIlwain	462	L Mason
463	S Wells	464	J Cossart	465	P Rykoff
466	S Trimble	467	R Wallace	468	E Klein
469	G Watson	470	M Putt	471	P Welsh
472	R Rice	473	W Brown	474	M Auer
475	L Balcam	476	P Trimble	477	P Merritt
478	P Lade	479	A Reid	480	K Fisher
481	G Wallace	482	R DeHayr	483	F Shelley

NUMBER	PLAYER	NUMBER	PLAYER	NUMBER	PLAYER
484	G Brabon	485	R Ludwig	486	GS Trimble
487	B Humphries	488	G Price	489	I Merritt
490	B Jordison	491	J Hill	492	G Ellis
493	P Twible	494	H Hammelmann	495	R Gallagher
496	P Torr	497	Graham Rogers	498	P Lawrence
499	N Mansell	500	I Broome	501	P Smith
502	D Reynolds	503	C McDermott	504	M Edwards
505	AR Kelly	506	K Healy	507	A Hammelmann
508	C McIntyre	509	K Evetts	510	P Argent
511	C Hickling	512	RJ Smith	513	M Turner
514	W Oxenford	515	D Short	516	M Keddy
517	W Weber	518	S Rynne	519	M Fraser
520	I Hansen	521	S Brown	522	B Lunt
523	J Sharp	524	JC Lunt	525	C McCann
526	B Ruddell	527	RA Seib	528	A Bichel
529	A Varvari	530	J Moore	531	R Williams
532	AFirzgerald	533	A Holznagle	534	B Gibson
535	C Holding	536	J Fox	537	S Dempsey
538	C Murree	539	S Stallard	540	S Bell
541	A Harris	542	L Kahler	543	J Tickner
544	D DeAmbrosis	545	D Coleborn	546	Darren Muddle
547	DA Walker	548	M Sippell	549	H Vogler
550	J Rowan	551	B Ambrose	552	M Lunn
553	Glen Rogers	554	P Selke	555	G Sippell
556	J Bird	557	R Entriiken	558	S Butcher
559	B Mahoney	560	P Alley	561	T Sawyer
562	M Brennan	563	J Hurst	564	J Foley

NUMBER	PLAYER	NUMBER	PLAYER	NUMBER	PLAYER
565	D Turner	566	D McCabe	567	M James
568	C Wright	569	M Martin	570	J Anning
571	S Heseltine	572	D Wilson	573	L Hoffman
574	G Lewis	575	T Gerke	576	J Dearing
577	S Abel	578	M Buchanan	579	M Durbridge
580	J English	581	P Reimers	582	V Differ
583	B Conrad	584	K Hogg	585	D Clark
586	P Boyle	587	P Keys	588	S Connors
589	A Dionysius	590	B Cutting	591	M Wells-Peris
592	N Perera	593	D O'Brien	594	A Hosking
595	J Aujla	596	G Bauer	597	M Turich
598	M Torbey	599	M Brown	600	M Kenny
601	A Xinis	602	M Connell	603	R Meyer
604	D Stiff	605	B May	606	A Martel
607	D Orange	608	J Henderson	609	M Sharrard
610	M Brammer	611	A Wilson	612	R Yorke
613	A Wells-Peris	614	N Staines	615	A Murphy
616	P Groves	617	L Roudenko	618	M Narracott
619	L Davis	620	L Pfeffer	621	D Allan
622	Spare	623	E Peterson	624	D Lennox
625	M Chambers	626	M Steketee	627	B O'Leary
628	B Turner	629	N Hardy	630	A McDermott
631	J Eccles	632	A Jain	633	D P Woods
634	N Bischoff	635	A Hart	636	M Pearce
637	R Benadie	638	S Yabsley	639	L Lunt
640	J Stanlake	641	H Jones	642	H Macoun
643	W Williams	644	L Peterson	645	L O'Hare

NUMBER	PLAYER	NUMBER	PLAYER	NUMBER	PLAYER
646	B Stanlake	647	U Samsudeen	648	A Doolan
649	Callum Taylor	650	J Cross	651	B McNae
652	A Weththasinghe	653	T Pearce	654	B Faber
655	Toby Brown	656	K Daymon	657	J Rangiah
658	Z Honeybrook	659	L Duval	660	S Nanayakkara
661	J Ward	662	S Fernando	663	J Taylor
664	D Coote	665	C Zeller	666	J Rosewarne
667	G Sandhu	668	S Guyer	669	M Wiseman
670	H Sigera	671	S Mehta	672	M Dash
673	B Honeybrook	674	A Joby	675	N Golding
676	Claye Beams	677	Harmon Sandhu	678	Dilruwan Perera
679	Damien Ravu	680	Matthew Love	681	Connor McMillan
682	Jacob Dunne	683	Dylan Crees		

26 1000 RUNS OR MORE IN Q.C.A FIRST GRADE COMPETITION

Player's Name	Innings	Not Outs	H.S.	Runs	Average
Parker A.D.	230	29	209*	6991	34.78
Kahler L.W.	177	27	202*	5713	38.09
Redgrave S.J.	209	22	141	5448	29.13
Oxenford I.B.	200	25	135*	5297	30.27
Hickey K.	231	21	128*	5094	24.26
Ruddell B.J.	215	26	168	4790	25.34
Morgan W.G.	207	20	137*	4787	25.60
Wilson D.P.	162	10	165	4772	31.39
Parker R.E.	152	26	191*	4672	37.08
Seib I.M.	190	11	121*	4633	25.88
Trimble G.S.	108	14	230*	4457	47.41
Edwards M.R.	150	12	117*	4096	29.68

Hayes W.B.	193	11	143	4067	22.35
Applegarth D.V.	190	36	111*	3958	25.70
Bull D.F.E.	92	19	206	3874	53.07
Lunn M.N.	150	24	125	3712	29.46
Pegg H.R.	209	24	136*	3496	18.90
MacLean J.A.	143	23	112	3399	28.33
Sanders L.A.	119	14	139	3366	32.06
Marshall A.	113	12	221	3289	32.56
Hansen D.	121	13	113*	3274	30.31
Peterson E.	116	14	182*	3271	32.07
Miers G.L.	180	22	142	3117	19.73
Fulwood A.	138	14	146	3078	24.82
Gooma G.A.	164	17	124	2990	20.34
Merritt I.G.	85	12	210	2983	40.86
Redgrave T.S.	169	22	92	2932	19.95
Healey K.J.	68	5	159*	2845	45.16
Sippel M.	107	6	141*	2799	27.71
Eccles J.	101	7	137*	2785	29.63
Young R.A.	118	18	109	2588	25.88
English J.T.	95	10	225	2575	30.29
Evetts K.G.	81	7	115	2552	34.49
May B.	56	12	227	2542	57.77
Mottershead V.	78	13	161	2519	38.75
Jain A.	69	3	157	2516	38.12
McCarthy J.E.	124	17	127	2489	23.26
Gill L.L.	134	5	123	2402	18.62
Thomson F.C.	44	17	188*	2268	84.00
Thomson J.	108	13	137	2266	23.85
Rogers G.A.	78	11	166*	2235	33.36
Robins M.L.	110	8	77	2126	20.84
Twible P.W.	114	22	95*	2124	23.09
Wells- Peris M.E.	85	4	153	2098	25.90
Trimble S.C.	61	10	208*	2094	41.06
Harris A.C.	90	10	121	2082	26.03
Narracott M.J.	71	6	194*	2012	30.95

Bichel A.J.	80	11	92	2000	28.99
Faber B.	69	9	163	1971	32.85
Beeston N.	116	11	137*	1956	18.63
Jones H.	58	3	126	1891	34.38
Rice R.A.	105	33	171*	1868	25.94
Noble J.A.	103	19	95	1866	22.21
Chappell G.S.	45	4	220	1849	45.10
Holznagel A.S.	80	6	106	1801	24.34
Smith P.S.	56	10	153	1794	39.00
O'Brien D.	76	6	127*	1792	25.60
Rynne S.A.	73	22	100*	1786	35.02
Faunce T.B.	103	11	134	1757	19.10
Archer K.A.	48	9	147*	1721	44.13
Sanders A.W.	98	18	114	1718	21.48
Hurst J.J.	92	16	111	1680	22.11
Mason L.D.	82	4	136	1669	21.40
Muddle D.	110	15	79	1669	17.57
Cutting B.J.	64	4	146	1557	25.95
Jeavons G.A.	109	11	71*	1549	15.81
Grout A.W.	112	12	62	1549	15.49
Fewin H.	54	6	121*	1528	31.83
Leeson H.	44	4	128*	1452	36.30
Clark J.P.	111	14	90*	1432	14.76
Luxton C.T.	111	15	107	1376	14.33
Silverton E.	77	5	80	1367	18.99
Kolb J.F.	70	11	106	1336	22.64
Archer R.G.	52	7	86	1284	28.53
Duval L.	44	2	111	1213	28.88
Dimmock S.J.	73	4	63	1194	17.30
Turner D.	25	9	210*	1183	73.94
Hill J.G.	91	25	76	1144	17.33
Brown W.A.	27	6	168*	1088	51.81
Turner B.	48	5	101*	1079	25.09
Hall J.	67	5	102	1039	16.76

O'Hare L.	41	0	126	1038	25.32
Justins J.E.	72	7	100*	1023	15.74
Long T.T.	70	11	59	1007	17.07

27 1000 RUNS OR MORE IN Q.C.A FIRST GRADE COMPETITION (One Day Format)

Player's Name	Innings	Not Outs	H.S.	Runs	Average
Cutting B.J	26	4	110	1110	50.45
Peterson E.	33	8	121*	1047	41.88

28 1000 RUNS OR MORE IN Q.C.A FIRST GRADE COMPETITION (T-20)

Player's Name	Innings	Not Outs	H.S.	Runs	Average
Peterson E.	44	8	72	1020	28.33

29 100 WICKETS OR MORE IN Q.C.A. FIRST GRADE COMPETITION

Player	Overs	Maidens	Wickets	Runs	Average
W.B. Hayes			591	8014	13.56
D. Muddle	2356.4	327	505	7640	15.13
S.J. Redgrave			497	7010	14.10
G.A. Gooma	1832.2	102	435	8969	20.62
C.B. Barstow			365	3246	8.89
D.V. Applegarth	1488	261	308	4651	15.10
H.G. Sherry			296	5721	19.33
P.W. Twible	2453.4	672	270	6587	24.40
J.G. Hill	2114.4	666	259	5347	20.64
A.J. Hammelmann	2113	524	238	5748	24.15
J.E. McCarthy	1388.7	218	235	4494	19.12
P.J. Allan	1084.5	206	228	3236	14.19
R.E. Parker	1070	90	218	4697	21.55
J. Ryan	1183.3	198	209	3841	18.38
K. McIlwain	1040	135	207	3474	16.78

Player	Overs	Maidens	Wickets	Runs	Average
L.L. Gill			196	4097	20.90
M. Brammer	1590.5	559	186	3715	19.97
T.T. Long			186	2302	12.38
P.A. Argent	1425.4	293	183	4758	26.00
C.R. Smith	846.6	140	170	2597	15.28
C.T. Luxton	1104.1	120	166	3975	23.95
G.E. Wright	974.1	171	166	3390	20.42
D.L. Short	1556	421	161	4413	27.41
A. Fisher	854.4	90	153	3061	20.01
J. Thomson			153	1839	12.02
A.J. Bichel	1198.2	266	150	3552	23.68
A.H. Muhl	872.2	110	150	3377	22.51
B.G. Storey	810.7	130	150	2891	19.27
J.J. Bird	1205.3	246	148	4018	27.15
A. Marshall			146	1742	11.93
S.E. Marlow	923	223	123	2407	19.57
H.. Hammelmann	1063	263	120	2758	22.98
A. Canaris	491.2	20	116	2317	19.97
B.Cutting	940.0	192	113	2959	26.19
R.A. Seib	544.4	88	109	1853	17.00
R.G. Archer	562.1	107	106	1667	15.73
F.C. Thompson	442.3	75	102	1633	16.01
G. Thaler	539.2	79	100	1923	19.23

30 PARTNERSHIP RECORDS (Q.C.A. DISTRICT COMPETITION)

Wicket	Season	Grade	Runs	Partnership between	Against
1st	1905/06	"A"	290	W.B. Hayes & T.B. Faunce	Valley
2nd	2008/09	1st	454	J.T. English & B. May	Beenleigh Logan
3rd	1986/87	U19	386*	K.J. Healey & K. G. Evetts	Wynnum
4th	1987/88	1st	360	A.D. Parker & G. S. Trimble	Valley
5th	2019/20	2nd	245	S. Fernando & J. O'Brien	Valley
6th	1992/93	5th	221	A.J. Schimke & M.N. Deen	Gold Coast
7th	1941/42	"A"	225	R.A. Young & R. Lane	Valley
8th	1989/90	3rd	182*	J.P. Stafford & J.B. O'Keefe	Easts
9th	2006/07	3rd	160	R. Yorke & B.D. Wilde	University
10th	1961/62	"Res"	133	J. Welch & R. Hornby	Valley

31 AUDITED FINANCIAL STATEMENT

JORGENSEN & ASSOCIATES PTY LTD

ACCOUNTANT AND REGISTERED TAX AGENT

ABN 51 168 722 638

Director:

KENNETH J. JORGENSEN B.Bus (ACCTG), MComm (PA) I.P.A.

Senior Tax Manager:

PETER J. JORGENSEN C.P.A.

SHOP 11

1050 Manly Road
TINGALPA QLD 4173

PO BOX 2106
TINGALPA QLD 4173

TELEPHONE: (07) 3890 4577

FAX: (07) 3890 4677

MOBILE (KEN): 0402 839 269

MOBILE (PETER): 0418 793 672

kenj@jorgensen.net.au

peterj@jorgensen.net.au

AFTER HOURS: 0402 839 269

3 July 2023

The Secretary
South Brisbane District Cricket Club Inc.
269 Venner Road
Fairfield Qld 4031


Dear Jeffrey

We have completed our audit report of the South Brisbane District Cricket Club for the year ended 30 April 2023.. Please find enclosed the following:-

1. Our audit report for the period
2. Our memorandum of fees for your earliest attention.

Please do not hesitate to contact this office should you have any further queries.

Yours faithfully


Kenneth J Jorgensen
I.P.A

JORGENSEN & ASSOCIATES PTY LTD

ACCOUNTANT AND REGISTERED TAX AGENT

ABN 51 168 722 638

Director:

KENNETH J. JORGENSEN B.Bus (ACCTG), MComm (PA) I.P.A.

Senior Tax Manager:

PETER J. JORGENSEN C.P.A.

SHOP 11

1050 Manly Road
TINGALPA QLD 4173

PO BOX 2106
TINGALPA QLD 4173

TELEPHONE: (07) 3890 4577

FAX: (07) 3890 4677

MOBILE (KEN): 0402 839 269

MOBILE (PETER): 0418 793 672

kenj@jorgensen.net.au

peterj@jorgensen.net.au

AFTER HOURS: 0402 839 269

South Brisbane District Cricket Club Inc. Audit Report For the year ended 30th April 2023

Scope:

We have audited the financial statements, for the financial year ended 30th April 2023, of South Brisbane District Cricket Club Inc. The committee is responsible for the financial statements. We have conducted an independent audit of the financial statements in order to express an opinion on them to the members of the association.

Qualification:

It is impracticable to establish controls over income to its initial entry into the accounting records nor is it practical for us to confirm that all income has been received and recorded. Our audit that related to income was therefore limited to the amounts recorded in the books of account.


Our audit has been conducted in accordance with the Australian Auditing Standards to provide reasonable assurance whether the financial statements are free of material misstatement. Our procedures included examination, on a test basis, of evidence supporting the amounts and other disclosures in the financial statements. These procedures have been undertaken to form an opinion as to whether, in all material respects, the financial statements are presented fairly in accordance with Accounting Standards and other mandatory professional reporting requirements (Urgent Issues Group Consensus Views) so as to present a view which is consistent with our understanding of the associations financial position.

The audit opinion expressed in this report has been formed on the above basis.

Qualified Audit Opinion:

In our opinion, subject to the above limitations as outlined above, the financial statements present fairly in accordance with applicable Accounting Standards and other mandatory professional reporting requirements (Urgent Issues Group Consensus Views) the

financial position of South Brisbane District Cricket Club Inc. as at 30th April 2023 and the results of its operation for the year then ended.



Kenneth J Jorgensen
Jorgensen & Associates Pty Ltd
I.P.A. 3 July 2023

**SOUTH BRISBANE DISTRICT
CRICKET CLUB INC.
ABN 60 872 988 346**

**Financial Statements
For the year ended 31 May 2023**

Jorgensen & Associates Pty Ltd

P O Box 2106

Tingalpa 4173

Phone: 07 38904577 Fax: 0738904677

Email: kenj@jorgensen.net.au

Contents

Trading Account

Detailed Income Statement

Detailed Balance Sheet

SOUTH BRISBANE DISTRICT CRICKET CLUB INC. ABN 60 872 988 346

Trading Account

For the year ended 31 May 2023

	2023	2022
	\$	\$
<hr/>		
Trading Income		
Canteen sales	63,650.75	54,549.61
Merchandise sales	7,952.99	6,003.31
Total Trading Income	<u>71,603.74</u>	<u>60,552.92</u>
Cost of Sales		
Add:		
Opening stock	2,777.82	
Purchases/canteen	34,098.23	14,155.02
Purchases/merchandise	53,064.90	8,169.32
	<u>89,940.95</u>	<u>22,324.34</u>
Cost of Sales	89,940.95	22,324.34
Gross Loss from Trading	<u><u>(18,337.21)</u></u>	<u><u>38,228.58</u></u>

These financial statements must be read in conjunction with the attached Accountant's Audit Report and Notes which form part of these financial statements.

SOUTH BRISBANE DISTRICT CRICKET CLUB INC. ABN 60 872 988 346**Detailed Income Statement
For the year ended 31 May 2023**

	2023	2022
	\$	\$
Income		
Trading profit (loss)	(18,337.21)	38,228.58
Coaching support	9,250.00	15,250.00
Donations	35,809.30	7,305.60
Grants	498,177.87	78,450.87
Hire of facilities	43,366.10	4,571.34
Membership fees	78,448.54	62,302.71
Grounds and net contribution	13,285.46	27,228.18
Sponsorship	32,500.00	28,318.18
Rebates and refunds		6,580.98
Recycling income	376.00	694.50
Trophy night	2,663.61	10,010.79
Sundry income	175.00	5,785.13
Total income	<u>695,714.67</u>	<u>284,726.86</u>

Expenses

Accountancy fees		1,354.55
Anniversary book	4,434.57	
Audit fees	1,320.00	1,460.00
Bank fees and charges	1,917.62	1,615.90
Canteen coordinator		21,527.80
Capital loss - floods		380,964.54
Cleaning/rubbish removal	17,746.07	14,518.15
Coaching	64,439.10	47,200.00
Depreciation	11,221.40	8,839.29
Electricity	7,850.33	6,742.35
Equipment - balls	29,409.26	26,266.62
Fees & charges	6,869.50	307.00
Event expenses	7,301.56	
Ground maintenance	73,358.20	20,338.98
Insurance	1,540.00	8,584.55
Lease payments		1,485.00
Other expenses		1,472.73
Rates B C C & utilities	4,334.93	1,774.00
Rebuild expenses	28,929.00	4,320.00
Rent on land & buildings		2,315.45
Repairs & maintenance	206,069.35	49,877.46

These financial statements must be read in conjunction with the attached Accountant's Audit Report and Notes which form part of these financial statements.

SOUTH BRISBANE DISTRICT CRICKET CLUB INC. ABN 60 872 988 346

**Detailed Income Statement
For the year ended 31 May 2023**

	2023	2022
	\$	\$
Salaries	987.50	11,487.50
Sundry expenses	10,854.17	6,193.92
Telephone	811.33	1,208.54
Trophy night	6,253.22	4,881.37
Trophies	7,472.84	
Uniform purchases	1,280.00	
Wicket fees	12,600.91	7,274.36
Water expenses	18,623.70	10,537.51
Warehouse umpires	1,930.00	2,382.50
Total expenses	<u>527,554.56</u>	<u>644,930.07</u>
Profit from Ordinary Activities before income tax	<u>168,160.11</u>	<u>(360,203.21)</u>

These financial statements must be read in conjunction with the attached Accountant's Audit Report and Notes which form part of these financial statements.

SOUTH BRISBANE DISTRICT CRICKET CLUB INC. ABN 60 872 988 346**Detailed Balance Sheet as at 30 April 2023**

	2023	2022
	\$	\$
Current Assets		
Cash Assets		
NAB a/c - 508463532	196,883.24	75,315.11
N A B A/c 5447	29,700.00	29,700.00
Canteen float	350.00	350.00
	<u>226,933.24</u>	<u>105,365.11</u>
Inventories		
Stock on hand	2,777.82	2,777.82
	<u>2,777.82</u>	<u>2,777.82</u>
Other		
Prepayments		6,000.00
		<u>6,000.00</u>
Total Current Assets	<u>229,711.06</u>	<u>114,142.93</u>
Non-Current Assets		
Property, Plant and Equipment		
Buildings & facilities	9,838.26	2,158.74
Field maint. plant & equip.	52,423.94	15,618.20
Club house equipment	8,056.25	3,551.06
Club house Furn. & Fittings	6,320.14	2,418.17
	<u>76,638.59</u>	<u>23,746.17</u>
Total Non-Current Assets	<u>76,638.59</u>	<u>23,746.17</u>
Total Assets	<u>306,349.65</u>	<u>137,889.10</u>

These financial statements must be read in conjunction with the attached Accountant's Audit Report and Notes which form part of these financial statements.

SOUTH BRISBANE DISTRICT CRICKET CLUB INC. ABN 60 872 988 346**Detailed Balance Sheet as at 30 April 2023**

	2023	2022
	\$	\$
Current Liabilities		
Current Tax Liabilities		
GST payable control account	30,949.09	15,455.02
	<u>30,949.09</u>	<u>15,455.02</u>
Total Current Liabilities	<u>30,949.09</u>	<u>15,455.02</u>
Total Liabilities	<u>30,949.09</u>	<u>15,455.02</u>
Net Assets	<u>275,400.56</u>	<u>122,434.08</u>
Equity		
Retained profits / (accumulated losses)	275,400.56	122,434.08
Total Equity	<u>275,400.56</u>	<u>122,434.08</u>

These financial statements must be read in conjunction with the attached Accountant's Audit Report and Notes which form part of these financial statements.