



## Flameproof Lighting

Flameproof fixtures are designed to ensure that internal ignition within a flammable atmosphere will not transmit outside the protective enclosure.


Crompton's flameproof luminaires are ideal for industrial, domestic and commercial needs.





# LED Flameproof FIAMMA I 10W

CIMFR certified LED flameproof batten suitable for single and twin T8 tube of 10W. Recommended for Gas/Vapor group of IIA & IIB and Zone 1 & 2. IP65 Protected. LED tubes to be ordered separately.



**CERTIFICATION - CIMFR & BIS**

**DIE CASTING ALUMINIUM  
HOUSING HAMMER TONE FINISH**

**AVAILABLE IN TWIN TUBE**



**GAS GROUP  
IIA IIB**



**ZONE 1 & 2**



**IP65  
INGRESS  
PROTECTION**



**TEMP CLASS T6**

Applications



Power Plant

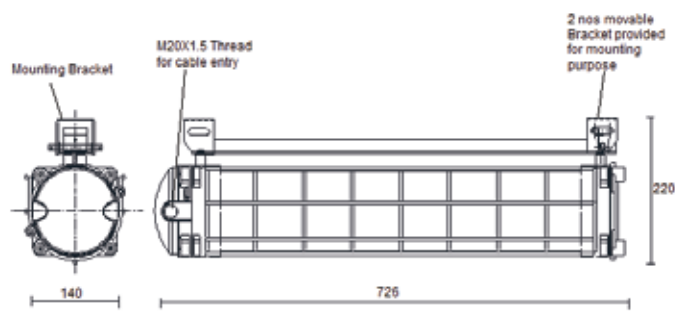


Oil & Gas Industry

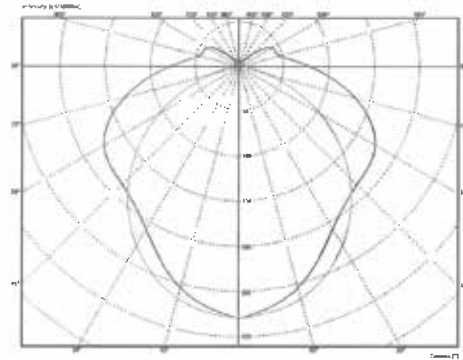


Mining Industry

Dimension Drawing



Photometric Data




Technical Specification

Product Description	**Nominal Wattage	Voltage (V)	Approx WT (KG)
EXTN1LT8-8	1 X LT8 – LED TUBE(Max 10w)	240	6.8
EXTN2LT8-8	2 X LT8 – LED TUBE(Max 10w)	240	6.8



# LED Flameproof FIAMMA II 20W

CIMFR certified LED flameproof batten suitable for single and twin T8 tube of 16W/20W. Recommended for Gas/Vapor group of IIA & IIB and Zone 1 & 2. IP65 Protected. LED tubes to be ordered separately.



**CERTIFICATION - CIMFR & BIS**

**DIE CASTING ALUMINIUM  
HOUSING HAMMER TONE FINISH**

**AVAILABLE IN TWIN TUBE**



**GAS GROUP  
IIA IIB**



**ZONE 1 & 2**



**IP65  
INGRESS  
PROTECTION**



**TEMP CLASS T6**

Applications



Power Plant

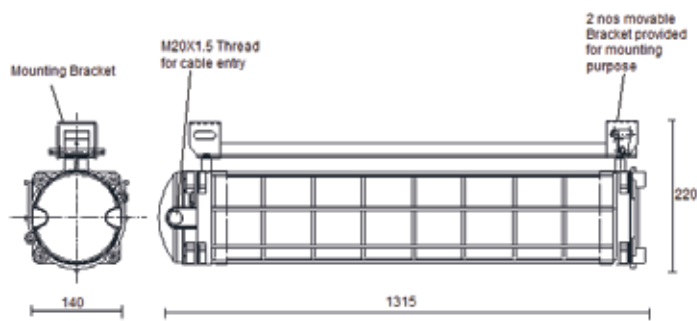


Oil & Gas Industry

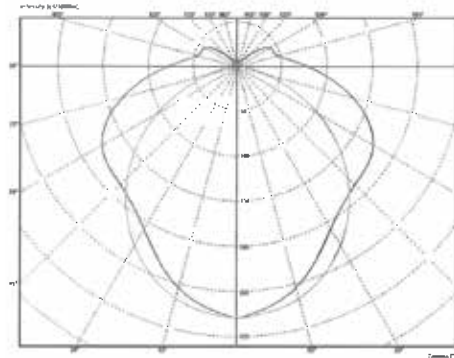


Mining Industry

Dimension Drawing



Photometric Data



Technical Specification

Product Description	**Nominal Wattage	Voltage (V)	Approx WT (KG)
EXTN1LT8 - 16/20	1 X LT8 – LED TUBE(Max 20w)	240	11.9
EXTN2LT8 - 16/20	2 X LT8 – LED TUBE(Max 20w)	240	11.9



# LED Flameproof GLAZE PRO 30W/40W/60W

CIMFR certified LED flameproof wellglass in die cast Al housing with heat resistant toughened glass. Recommended for Gas/Vapor group of IIA & IIB and Zone 1 & 2. IP65 protected.



**CERTIFICATION - CIMFR & BIS**

**DIE CASTING ALUMINIUM  
HOUSING HAMMER TONE FINISH**

**AVAILABLE IN TWIN TUBE**



**GAS GROUP  
IIA IIB**



**ZONE 1 & 2**



**IP65  
INGRESS  
PROTECTION**



**TEMP CLASS T6**

Applications



Power Plant

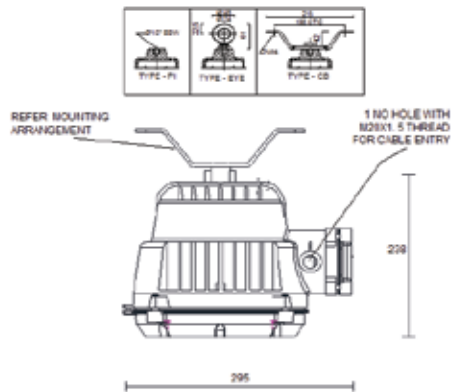


Oil & Gas Industry

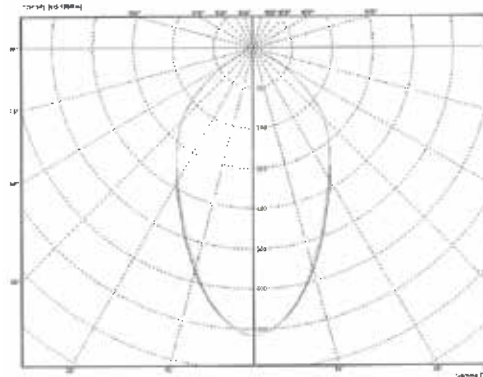


Mining Industry

Dimension Drawing



Photometric Data



Technical Specification

Product Description	**Nominal Wattage	Voltage (V)	CCT (K)	Rated Mains Current
FWL1315-30-CDL	30W	240	5700 ANSI	0.13
FWL1315-40-CDL	40W	240	5700 ANSI	0.175
FWL1315-60-CDL	60W	240	5700 ANSI	0.265

