



13 Rue Carrasserie, Limoux, Aude 11300

General rules and information

Most information is available on the [website](#) with advice and some recommendations on places to visit. Please read the information below for practical advice.


Arrival

When you arrive, the electric will be off. As you go through the front door, to the left, is a panel which opens, and behind it is the metre and circuit breaker. Push the black button in to turn electric on.



At the bottom of the same panel is the auto switch for the hot water which turns itself on at night, so if you want hot water the day you arrive, if early, put the

switch in the on position manually. It will revert to auto the next day.




The fridge is left open. There is a push button on/off for the fridge in the kitchen, at the top of the fridge.

The gas cylinder for the hob is under the sink and will need turning on before use.

The lights for the worktop are controlled by the switch near the TV, they wont work if this is off.



The lights above the worktop are turned on and off by placing your hand near the fitting.



Towels are available in the laundry room. Beds will be made ready. If not, there is spare bedding also in the laundry room.

Most of the shutters open easily, and windows but some are a bit stiff. If they don't open easily, best to just leave those and open others as the wood tends to swell depending on time of year and as they are old, they could be damaged if forced. They are subject to ongoing renovations!

During stay

Winter – The wood burner in the kitchen will eventually warm the entire house if kept going! Logs are available in the cellar. Leave the kitchen doors open once warm and the heat will travel upstairs.

Kindling and starter fluids etc are in the draw under the oven.

Each room also has electric oil radiators. Hold down the centre button to turn on/off, and temperature can be adjusted with the arrow buttons.

In the attic lounge there is an electric fan heater and also a paraffin heater. The paraffin heater works by turning the dial to the right and then pressing the grey button in until flames are evident. Leave for a while and it will heat up. To switch off press in the red button.

If the paraffin runs out there is a supply in a plastic bottle in the basement and a manual pump to fill the reservoir.



The main TV in the upstairs lounge is routed via an AV system, so its necessary to turn that on first, then the


streaming stick and the TV as well. Controls as below. Sound is controlled by the AV remote, change channels on the streaming unit, The TV remote is only used for on/off.

Summer – there are portable air conditioner units in the main three bedrooms.

TV on

AV on

Streaming on



Wifi is available, the code is on the back of the router
The network is Livebox D10. There is a Netgear
extender for the top floor, so its better to connect
to the Netgear network there. Not the 5G one.
That doesn't work. The code is the same.

The code is 3AA521379922FD7AF239EAECCA

Any problems please email carrasserie@gmail.com and
will get back to you.

Leaving.

Please leave as found.

Please strip the bedding used and place in the wash
basket in the laundry room.

Ensure all shutters and windows are closed.

Empty the fridge/Fruit bowl of any perishable items,
switch off fridges and leave doors open.

Empty rubbish bins and place all rubbish in black bin
liners and put in the rubbish bins in the main car park.

Press the red button on the circuit breaker to turn all
power off.

Make sure the velux windows and windows are shut in the attic room, and the electric radiator is in front of the bedroom window, so it doesn't blow open in a storm.

Finally make sure door is locked on leaving.

Thanks

Any issues email carrasserie@gmail.com

Tel/text/WhatsApp – 00447542 552716