

Central Area 1

Emily Yu | 余艺
+65 9090 3698

www.buypropertyclub.com

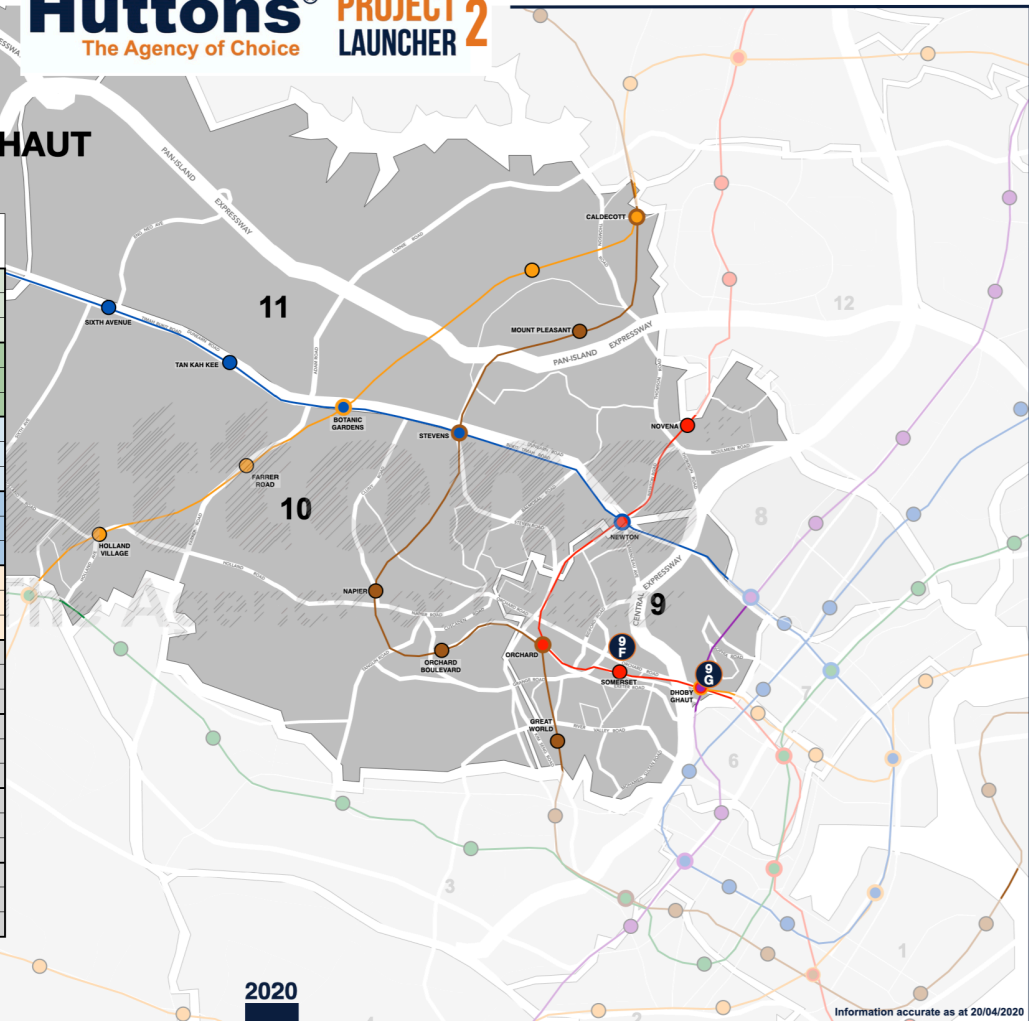
"The contents and materials used are for internal circulation and use only. Circulation to other parties are strictly prohibited. While Huttons has endeavoured to ensure that the information and materials contained herein are accurate and up to date as at [26/04/2020], Huttons is not responsible for any errors or omissions, or for the results obtained from their use or the reliance placed on them. All information is provided "as is", with no guarantee of completeness, and accuracy. In no event will Huttons and/or salespersons thereof be liable in contract or in tort, to any party for any decision made or action taken in reliance on the information in this document or for any direct, indirect, consequential, special or similar damages."

Information accurate as at 20/04/2020

Information Or Pricing are subject to change without prior notice - Map not to scale - Artist Impression

SOMERSET - DHOBY GHAT CLUSTER

| | | 8 Hullet (9F) | Haus On Handy (9G) |
|----------------------------------|----------------------|------------------|--------------------------|
| 1 Bedroom | Size Range (Size) | 538 | 452 - 570 |
| | Price From | \$1,900,556 | \$1,278,400 |
| | PSF From | \$3,532 | \$2,828 |
| 1 + Study | Size Range (Size) | | 517 - 624 |
| | Price From | | \$1,460,800 |
| | PSF From | | \$2,825 |
| 2 Bedroom | Size Range (Size) | 797 | 592 - 764 |
| | Price From | \$2,722,829 | \$1,662,400 |
| | PSF From | \$3,416 | \$2,808 |
| 2 + Study / Guest | Size Range (Size) | | 678 - 926 |
| | Price From | | \$1,925,600 |
| | PSF From | | \$2,794 |
| 3 Bedroom | Size Range (Size) | | 947 - 1141 |
| | Price From | | \$2,894,400 |
| | PSF From | | \$2,845 |
| 3 + Study / Guest / Family | Size Range (Size) | | |
| | Price From | | |
| | PSF From | | |
| 4 Bedroom | Size Range (Size) | | |
| | Price From | | |
| | PSF From | | |
| 4 + Study / Guest / Family | Size Range (Size) | | |
| | Price From | | |
| | PSF From | | |
| 5 Bedroom | Size Range (Size) | | |
| | Price From | | |
| | PSF From | | |



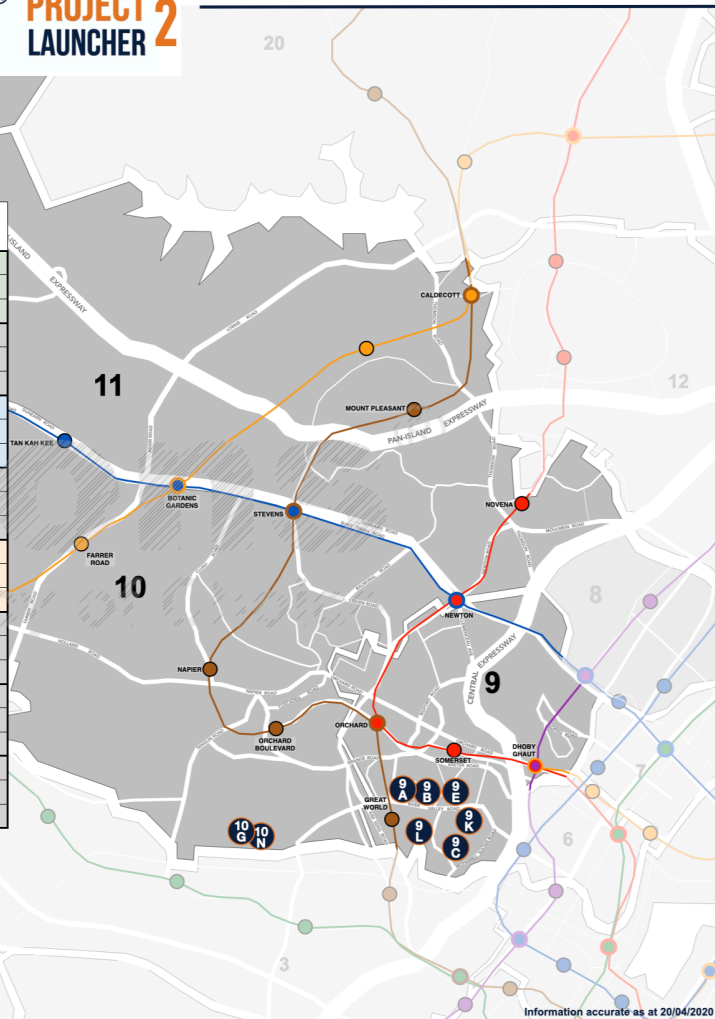
2020

Information accurate as at 20/04/2020

Information Or Pricing are subject to change without prior notice - Map not to scale - Artist Impression

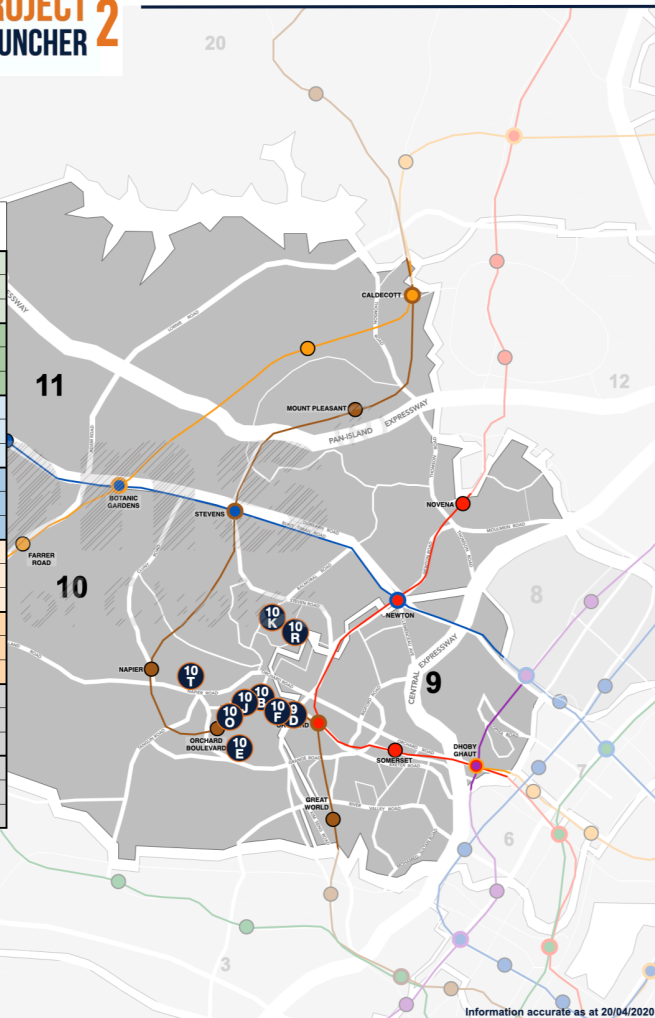
RIVER VALLEY CLUSTER

| | | RV Altitude (9A) | 8 St Thomas (9B) | Martin Modern (9C) | Lloyd SixtyFive (9E) | The Iveria (9K) | The Avenir (9L) | Mon Jervois (10G) | Petit Jervois (10N) |
|-------------------------------------|----------------------|------------------------|------------------------|--------------------------|----------------------------|--------------------|--------------------|-------------------------|---------------------------|
| 1 Bedroom | Size Range (Size) | | | | 603 - 990 | | 527 - 538 | | 581 - 646 |
| | Price From | | | | \$2,375,000 | | \$1,550,000 | | \$1,601,080 |
| | PSF From | | | | \$2,895 | | \$2,937 | | \$2,650 |
| 1 + Study | Size Range (Size) | | | | 710 | | | | |
| | Price From | | | | \$2,818,000 | | | | |
| | PSF From | | | | \$3,969 | | | | |
| 2 Bedroom | Size Range (Size) | 441 | 807 | 764 | 1604 - 1765 | | 807 - 828 | | 743 - 1012 |
| | Price From | \$1,436,000 | \$2,634,000 | \$1,893,400 | \$5,511,000 | | \$2,358,000 | | \$2,217,800 |
| | PSF From | \$3,256 | \$3,264 | \$2,478 | \$3,324 | | \$2,922 | | \$2,729 |
| 2 + Study / Guest | Size Range (Size) | | | 850 - 872 | 1808 - 2045 | | | 1668 | |
| | Price From | | | \$2,473,000 | \$5,147,000 | | | \$3,008,000 | |
| | PSF From | | | \$2,909 | \$2,813 | | | \$1,803 | |
| 3 Bedroom | Size Range (Size) | | 1141 | 1012 - 1421 | 2422 - 3638 | | 1140 - 1571 | 2368 | 1044 - 1292 |
| | Price From | | \$3,450,000 | \$3,108,900 | \$6,996,000 | | \$3,324,000 | \$4,512,000 | \$3,038,000 |
| | PSF From | | \$3,023 | \$2,591 | \$2,889 | | \$2,916 | \$1,905 | \$2,909 |
| 3 + Study / Guest / Family | Size Range (Size) | | | | | 904 - 947 | | 2626 | |
| | Price From | | | | | \$2,256,000 | | \$4,869,200 | |
| | PSF From | | | | | \$2,496 | | \$1,854 | |
| 4 Bedroom | Size Range (Size) | | 1744 | 1733 | 6672 | | 2055 - 2066 | | |
| | Price From | | \$5,536,000 | \$4,485,300 | \$25,000,000 | | \$6,229,000 | | |
| | PSF From | | \$3,174 | \$2,588 | \$3,747 | | \$3,031 | | |
| 4 + Study / Guest / Family | Size Range (Size) | | | | | | 2411 | | |
| | Price From | | | | | | \$7,304,000 | | |
| | PSF From | | | | | | \$3,029 | | |



TANGLIN - ORCHARD CLUSTER

| | | 21 Angullia Park (9D) | Boulevard 88 (10B) | 120 Grange (10E) | 3 Cuscaden (10F) | St. Regis Residences (10J) | Nouvel 18 (10K) | Cuscaden Reserve (10O) | One Draycott (10R) | 19 Nassim (10T) |
|----------------------------|-------------------|-----------------------|--------------------|------------------|------------------|----------------------------|-----------------|------------------------|--------------------|-----------------|
| 1 Bedroom | Size Range (Size) | | | | 452 - 463 | | | | | 538 - 570 |
| | Price From | | | | \$1,904,500 | | | | | \$1,971,000 |
| | PSF From | | | | \$4,190 | | | | | \$3,458 |
| 1 + Study | Size Range (Size) | | | | | | | 700 | | 646-678 |
| | Price From | | | | | | | \$2,358,000 | | \$2,277,000 |
| | PSF From | | | | | | | \$3,369 | | \$3,525 |
| 2 Bedroom | Size Range (Size) | | | 570 | 657 - 764 | | | 807 - 818 | 732 - 797 | 807-1109 |
| | Price From | | | \$1,848,000 | \$2,768,300 | | | \$2,762,000 | \$2,346,000 | \$2,736,000 |
| | PSF From | | | \$3,242 | \$3,781 | | | \$3,423 | \$3,205 | \$3,390 |
| 2 + Study / Guest | Size Range (Size) | | 1313 | | | | 1335 - 1539 | 936 | | 1055 |
| | Price From | | \$4,455,000 | | | | \$4,141,000 | \$3,402,000 | | \$3,519,000 |
| | PSF From | | \$3,393 | | | | \$2,989 | \$3,572 | | \$3,336 |
| 3 Bedroom | Size Range (Size) | 2260 - 2314 | 1776 | | 1270 - 1281 | 1507 | 1582 - 1679 | | | 1324 - 1475 |
| | Price From | \$9,028,800 | \$5,937,300 | | \$5,083,000 | \$4,560,000 | \$5,002,000 | | | \$4,689,000 |
| | PSF From | \$3,995 | \$3,343 | | \$4,002 | \$3,026 | \$3,162 | | | \$3,542 |
| 3 + Study / Guest / Family | Size Range (Size) | | | | | 1959 - 2594 | 1765 - 1862 | 1163 | | 1733 - 1830 |
| | Price From | | | | | \$5,896,000 | \$5,412,000 | \$4,255,000 | | \$6,030,000 |
| | PSF From | | | | | \$2,887 | \$3,066 | \$3,659 | | \$3,480 |
| 4 Bedroom | Size Range (Size) | | 2756 - 2777 | | | 2142 - 2153 | | | | |
| | Price From | | \$10,063,200 | | | \$6,240,000 | | | | |
| | PSF From | | \$3,651 | | | \$2,913 | | | | |
| 4 + Study / Guest / Family | Size Range (Size) | | | | | | 2476 - 2820 | | | |
| | Price From | | | | | | \$7,822,800 | | | |
| | PSF From | | | | | | \$3,159 | | | |



NEWTON - NOVENA CLUSTER

| | | Liberte (10I) | 35 Gilestead (11A) | Fyve Derbyshire (11B) | Neu At Novena (11I) | Pullman Residences (11H) | 26 Newton (11C) | Whitley Residence (11F) |
|----------------------------|-------------------|---------------|--------------------|-----------------------|---------------------|--------------------------|-----------------|-------------------------|
| Studio / 1 Bedroom | Size Range (Size) | | 484 | | | 463 | | |
| | Price From | | \$1,351,000 | | | \$1,311,000 | | |
| | PSF From | | \$2,791 | | | \$2,831 | | |
| 1 + Study | Size Range (Size) | 646 - 1119 | 474 | | | | | |
| | Price From | \$1,550,000 | \$1,316,000 | | | | | |
| | PSF From | \$2,323 | \$2,776 | | | | | |
| 2 Bedroom | Size Range (Size) | 1,323 | 549 | 592 - 657 | 646 - 657 | 667 | | |
| | Price From | 3,100,000 | \$1,526,000 | \$1,490,000 | \$1,768,000 | \$1,841,000 | | |
| | PSF From | 2,343 | \$2,780 | \$2,517 | \$2,691 | \$2,760 | | |
| 2 + Study / Guest / Family | Size Range (Size) | | | 797 | | | 775 - 1378 | |
| | Price From | | | \$1,812,000 | | | \$1,979,000 | |
| | PSF From | | | \$2,274 | | | \$2,555 | |
| 3 Bedroom | Size Range (Size) | | 840 | | 818 - 861 | 1163 | | |
| | Price From | | \$2,212,000 | | \$2,134,000 | \$3,182,000 | | |
| | PSF From | | \$2,633 | | \$2,609 | \$2,763 | | |
| 3 + Study / Guest / Family | Size Range (Size) | | 1012 | 936 | | 1281 | | |
| | Price From | | \$2,632,000 | \$2,074,000 | | \$3,546,000 | | |
| | PSF From | | \$2,601 | \$2,216 | | \$2,768 | | |
| 4 Bedroom | Size Range (Size) | | 1539 | | 1195 - 1302 | 1378 | | |
| | Price From | | \$3,691,000 | | \$3,174,000 | \$3,752,000 | | |
| | PSF From | | \$2,398 | | \$2,656 | \$2,723 | | |
| 4 + Study / Guest / Family | Size Range (Size) | | | | | | | |
| | Price From | | | | | | | |
| | PSF From | | | | | | | |
| 5 Bedroom | Size Range (Size) | | | | | | | 5533 - 7190 |
| | Price From | | | | | | | \$4,850,000 |
| | PSF | | | | | | | \$831 |

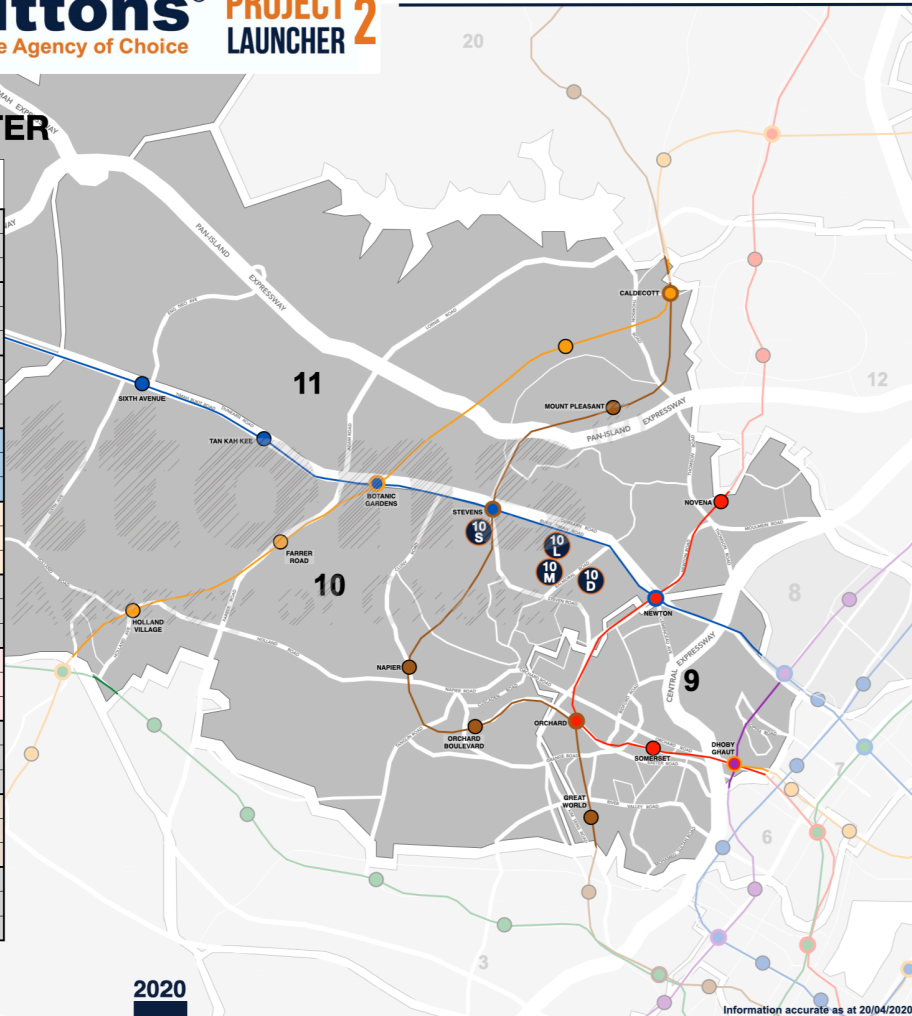
2020

Information accurate as at 20/04/2020

Information Or Pricing are subject to change without prior notice - Map not to scale - Artist Impression

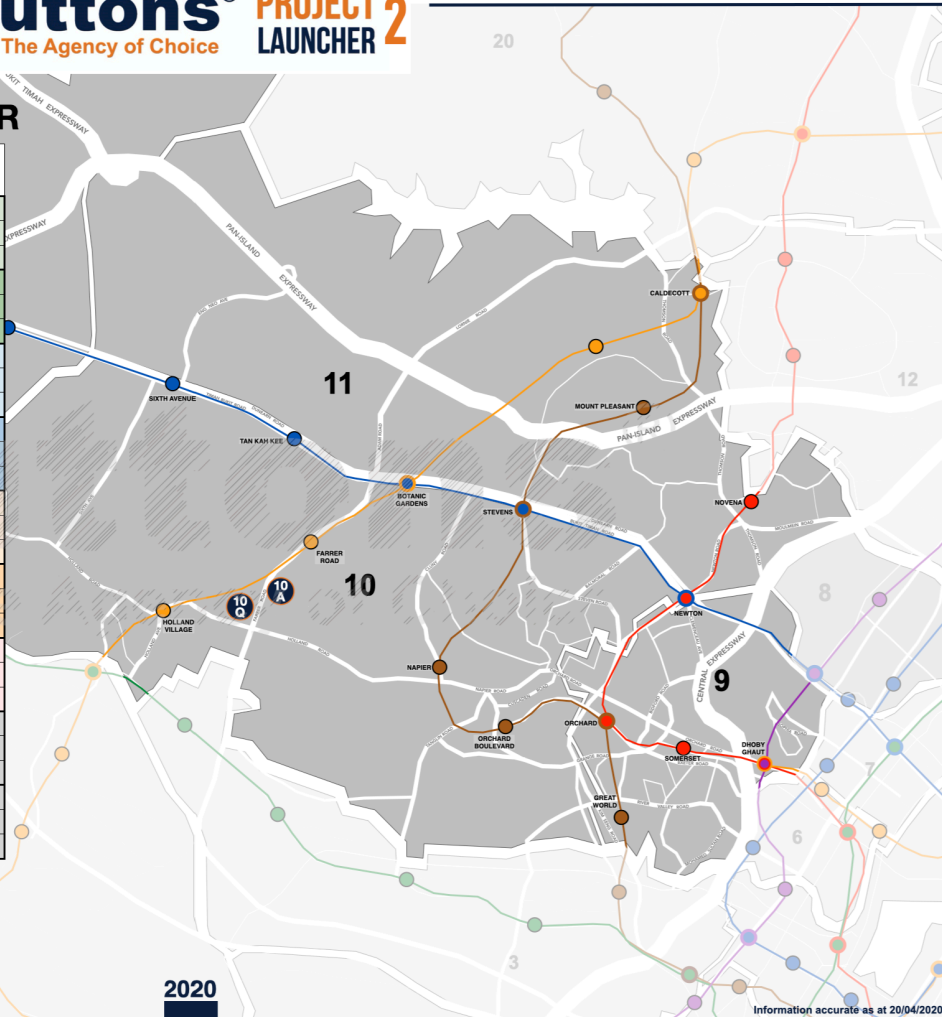
STEVENS - BALMORAL CLUSTER

| | | Goodwood Grand (10D) | Juniper Hill (10M) | The Hyde (10L) | Dalvey Haus (10S) |
|----------------------------|-------------------|----------------------|--------------------|----------------|-------------------|
| 1 Bedroom | Size Range (Size) | | | 495 - 689 | |
| | Price From | | | \$1,401,000 | |
| | PSF From | | | \$2,830 | |
| 1 + Study | Size Range (Size) | | | | |
| | Price From | | | | |
| | PSF From | | | | |
| 2 Bedroom | Size Range (Size) | | 581 - 721 | 678 - 980 | |
| | Price From | | \$1,592,000 | \$1,904,000 | |
| | PSF From | | \$2,869 | \$2,808 | |
| 2 + Study / Guest | Size Range (Size) | | | 947 - 1130 | 990 |
| | Price From | | | \$2,700,000 | \$3,440,000 |
| | PSF From | | | \$2,851 | \$3,475 |
| 3 Bedroom | Size Range (Size) | | 915 - 958 | 1249 - 1475 | 1227-1561 |
| | Price From | | \$2,379,000 | \$3,549,000 | \$4,270,000 |
| | PSF From | | \$2,600 | \$2,841 | \$3,481 |
| 3 + Study / Guest / Family | Size Range (Size) | | 1044 - 1109 | | |
| | Price From | | \$2,966,000 | | |
| | PSF From | | \$2,841 | | |
| 4 Bedroom | Size Range (Size) | | 1884 | 1572 | 1938 - 2788 |
| | Price From | | \$5,001,000 | \$4,400,000 | \$6,580,000 |
| | PSF From | | \$2,654 | \$2,799 | \$3,394 |
| 4 + Study / Guest / Family | Size Range (Size) | | 1970 | | |
| | Price From | | \$5,511,000 | | |
| | PSF From | | \$2,797 | | |
| 5 Bedroom | Size Range (Size) | | 2217 | | 5500 |
| | Price From | | \$6,312,000 | | \$18,000,000 |
| | PSF From | | \$2,847 | | \$3,273 |
| Strata Bungalow | Size Range (Size) | 5404 | | | |
| | Price From | \$7,270,805 | | | |
| | PSF | \$1,345 | | | |



HOLLAND CLUSTER

| | | Wilshire Residence (10A) | Leedon Green (10Q) |
|----------------------------|-------------------|--------------------------|--------------------|
| 1 Bedroom | Size Range (Size) | 463 | 474 - 603 |
| | Price From | \$1,200,000 | \$1,326,600 |
| | PSF From | \$2,592 | \$2,548 |
| 1 + Study | Size Range (Size) | | 538 - 689 |
| | Price From | | \$1,437,200 |
| | PSF From | | \$2,532 |
| 2 Bedroom | Size Range (Size) | 646 | 614 - 840 |
| | Price From | \$1,650,000 | \$1,684,100 |
| | PSF From | \$2,554 | \$2,470 |
| 2 + Study / Guest | Size Range (Size) | 732-797 | 818 - 926 |
| | Price From | \$1,900,000 | \$2,085,700 |
| | PSF From | \$2,596 | \$2,486 |
| 3 Bedroom | Size Range (Size) | 840 | 958 - 1163 |
| | Price From | \$2,190,000 | \$2,464,700 |
| | PSF From | \$2,607 | \$2,541 |
| 3 + Study / Guest / Family | Size Range (Size) | | 1356 - 1604 |
| | Price From | | \$3,512,700 |
| | PSF From | | \$2,590 |
| 4 Bedroom | Size Range (Size) | | 1496 - 1744 |
| | Price From | | \$3,871,200 |
| | PSF From | | \$2,462 |
| 4 + Study / Guest / Family | Size Range (Size) | 1270 | |
| | Price From | \$3,430,000 | |
| | PSF From | \$2,701 | |
| 5 Bedroom | Size Range (Size) | | |
| | Price From | | |
| | PSF From | | |



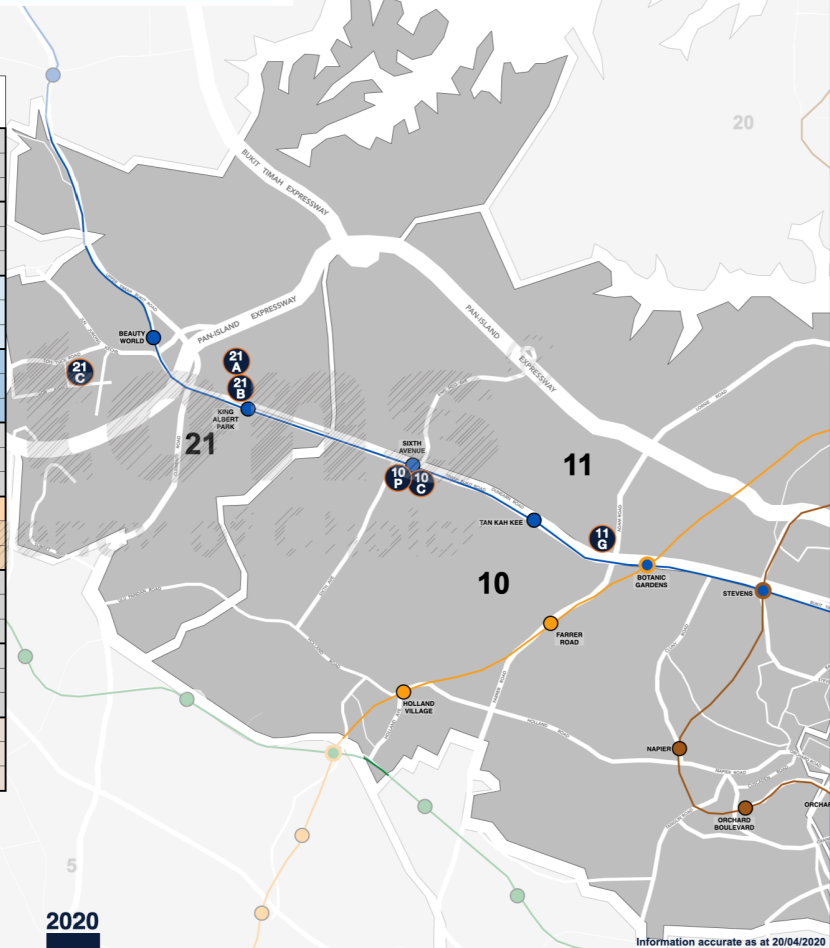
2020

Information accurate as at 20/04/2020

Information Or Pricing are subject to change without prior notice - Map not to scale - Artist Impression

BUKIT TIMAH CLUSTER

| | | 4h Avenue Residences (10C) | Royalgreen (10P) | Dunearn 386 (11G) | Mayfair Gardens (21A) | Mayfair Modern (21B) | View at Kismis (21C) |
|-------------------------------------|----------------------|----------------------------------|---------------------|-------------------------|-----------------------------|----------------------------|----------------------------|
| 1 Bedroom | Size Range (Size) | 484 - 517 | | 452 | 506 - 646 | 506 - 624 | |
| | Price From | \$998,000 | | \$1,179,000 | \$999,000 | \$958,000 | |
| | PSF From | \$2,062 | | \$2,608 | \$1,974 | \$1,893 | |
| 1 + Study | Size Range (Size) | | | | 570 - 646 | | |
| | Price From | | | | \$1,107,000 | | |
| | PSF From | | | | \$1,942 | | |
| 2 Bedroom | Size Range (Size) | 624 - 721 | 635-721 | 646 - 667 | 753 - 904 | 689 - 850 | 592 - 603 |
| | Price From | \$1,485,000 | \$1,728,000 | \$1,637,000 | \$1,499,000 | \$1,417,500 | \$976,000 |
| | PSF From | \$2,379 | \$2,721 | \$2,466 | \$1,991 | \$2,057 | \$1,649 |
| 2 + Study / Guest | Size Range (Size) | | 721-775 | | 829 - 915 | 797 - 969 | 689 - 710 |
| | Price From | | \$1,975,000 | | \$1,687,000 | \$1,647,400 | \$1,147,000 |
| | PSF From | | \$2,739 | | \$2,035 | \$2,041 | \$1,664 |
| 3 Bedroom | Size Range (Size) | 915 - 969 | 926-990 | | 1647 (PH) | 958 | |
| | Price From | \$2,103,000 | \$2,507,000 | | \$3,093,000 | \$1,953,600 | |
| | PSF From | \$2,298 | \$2,715 | | \$1,878 | \$2,039 | |
| 3 + Study / Guest / Family | Size Range (Size) | 1076 - 1130 | 1066 - 1076 | | 1033 - 1044 | 893 | |
| | Price From | \$2,389,000 | \$2,846,000 | | \$2,202,100 | \$1,439,000 | |
| | PSF From | \$2,220 | \$2,670 | | \$2,109 | \$1,611 | |
| 4 Bedroom | Size Range (Size) | | 1432 - 1475 | 915 - 926 | 1249 | 1281 - 1518 | |
| | Price From | | \$3,990,000 | \$2,233,000 | \$2,518,000 | \$2,564,900 | |
| | PSF From | | \$2,786 | \$2,440 | \$2,016 | \$1,985 | |
| 4 + Study / Guest / Family | Size Range (Size) | 1475 - 1496 | 1259 | | | | |
| | Price From | \$3,526,000 | \$3,531,000 | | | | |
| | PSF From | \$2,391 | \$2,805 | | | | |
| 5 Bedroom | Size Range (Size) | | | 1163 | | 1270 - 1281 | |
| | Price From | | | \$2,982,000 | | \$1,978,000 | |
| | PSF From | | | \$2,564 | | \$1,544 | |



2020

Information accurate as at 20/04/2020

Information Or Pricing are subject to change without prior notice - Map not to scale - Artist Impression