

More Choice, More Voice



VOTE YES 

MEASURE 26-228

PortlandUnitedForChange.com

After eighteen months of research, civic engagement, and hearings with government experts and the public, the Commissioners voted with 85% support to advance Measure 26-228 to change the city government.

- *1,600 public comments,*
- *26 listening sessions*
- *4,000 survey responses*

Over 50 organizations, from civic groups to labor unions say YES to Measure 26-228!



...plus dozens of political science experts, small business owners, and community leaders.

Size of Councils and Ratios of Council Member to Population

City	Pop	Councilors	Ratio rep/pop
Roseburg	24,000	8	1 / 3,000
Beaverton	100,000	6	1 / 16,000
Salem	170,000	8	1 / 21,000
Eugene	180,000	8	1 / 23,000
Portland	660,000	5	1 / 132,000

Charter recommendation will give us a ratio of about **1 / 55,000**

This is about **Representation** and **Professionalism**

- **12 City Councilors**
- **4 Geographic districts**
- **Proportional Representation**
assures that multiple perspectives are represented within districts
- **Ranked-Choice Voting** gives you more choices and blunts negative campaigning.
- **Professional City Administrator**
- Mayor as **CEO**
- Council focuses on **constituents, policies** and big picture planning

Ongoing costs will be 0.14% of the City of Portland's total annual budget.

Proposed Form of Government

Mayor-Council system with clear separation of powers, enhanced representation, and professional management

- Mayor—Chief executive
 - Proposes and carries out policy; proposes budget; tie-breaking vote
 - Oversees running of city; nominates city administrator, police chief
- City Council—Legislative body
 - Develops and legislates policy; **represents district electorate**
 - Amends and approves budget; confirms city administrator
- City Administrator—Manages operations
 - Appoints and oversees bureau directors
 - Reports to mayor

Enhanced Representation

12-Member City Council

- Effectively represents diverse city of 650,000
- Accountable and responsive to local electorate vs. to bureaus

Four geographically compact districts

- Drawn by independent citizen commission by Sep 2023
- Equal in population; retains communities of common interest
- Equitably and transparently represented by 3 councilors each
- Able to interact with constituents, focus on multiplicity of issues

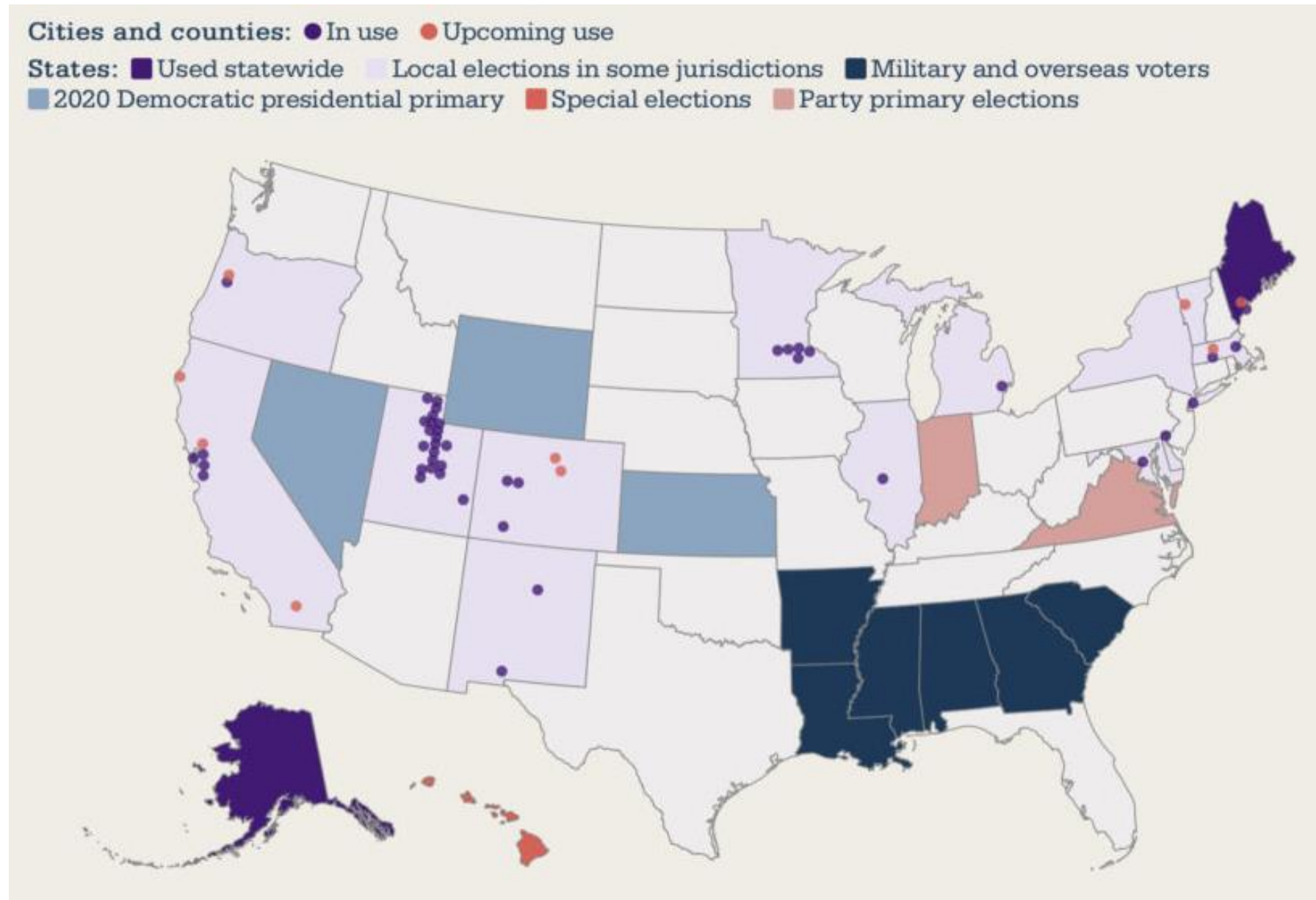
Single election with ranked choice voting

- Results fairly reflect voice of entire community
- Gives voters more choice; increased participation in election

Ranked-Choice Voting and Proportional Representation

Ranked-Choice Voting

55 jurisdictions will use RCV in upcoming elections, including:
Benton County, OR,
New York,
San Francisco and the states of
Maine and Alaska



**85% of OECD countries use proportional representation.
Just 26% of countries around the world use first-past-the-post.**

PRO REP VERSUS FIRST PAST THE POST



Proportional Representation

Proportional Representation has been used in Cambridge, MA since 1941.

“the system largely succeeds in allowing those with minority political views a seat at council and also puts in power people with an array of personal and professional backgrounds.”

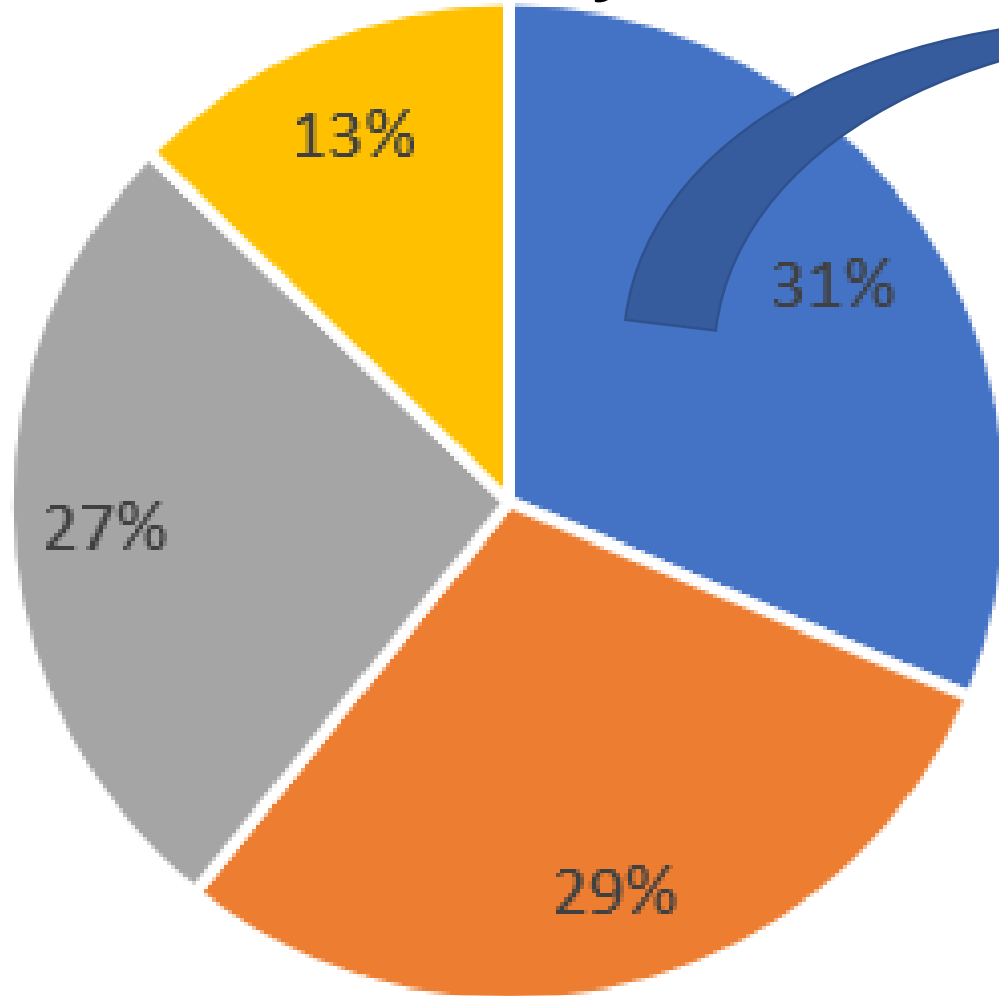
<https://www.oregonlive.com/politics/2022/09/how-best-to-distribute-political-power-in-portland-fault-lines-erupt-over-charter-ballot-proposal.html?outputType=amp>

Measure 26-228 combines
Ranked-Choice Voting
And Proportional Representation

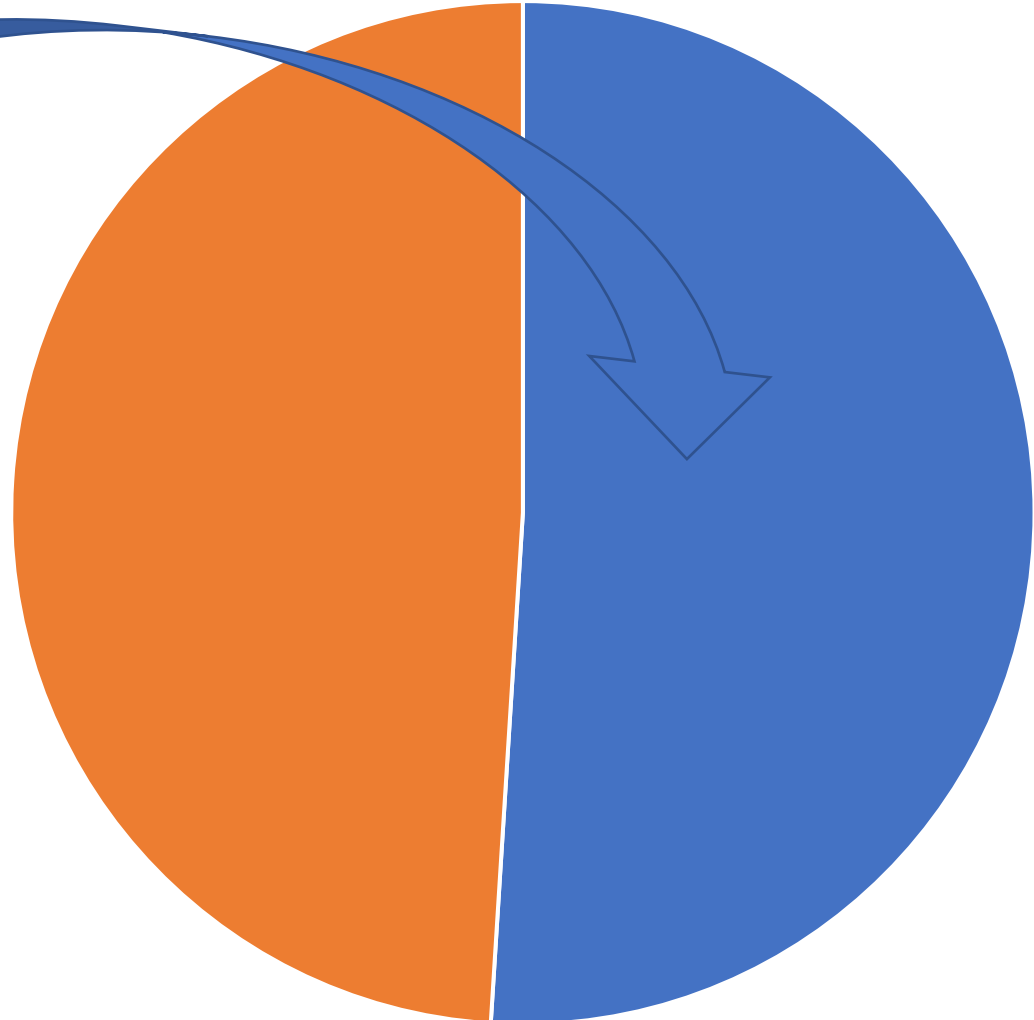
Single-member district (current approach)

Candidate vote distribution

In **Primary**



In **General Election**
Person with majority elected


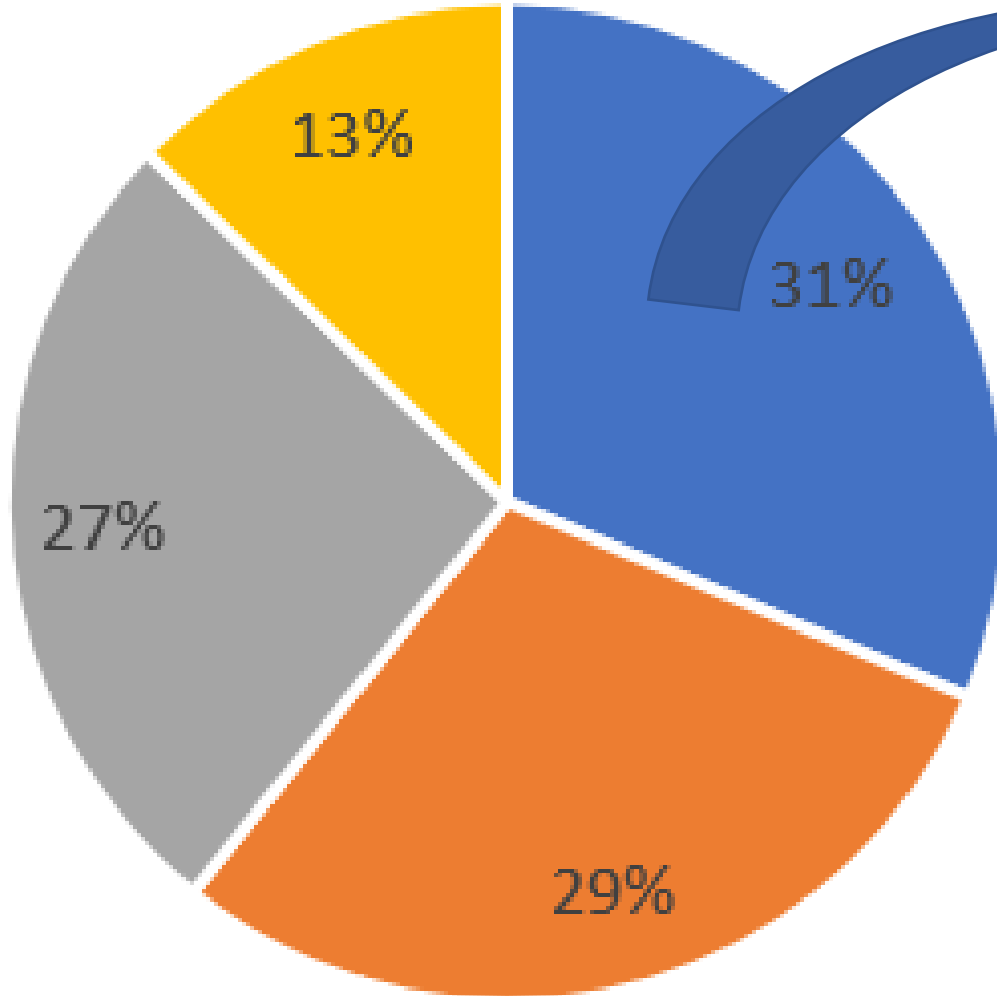


51% of the people have a strong representation

Single-member district (current approach)

Candidate vote distribution
In **Primary**

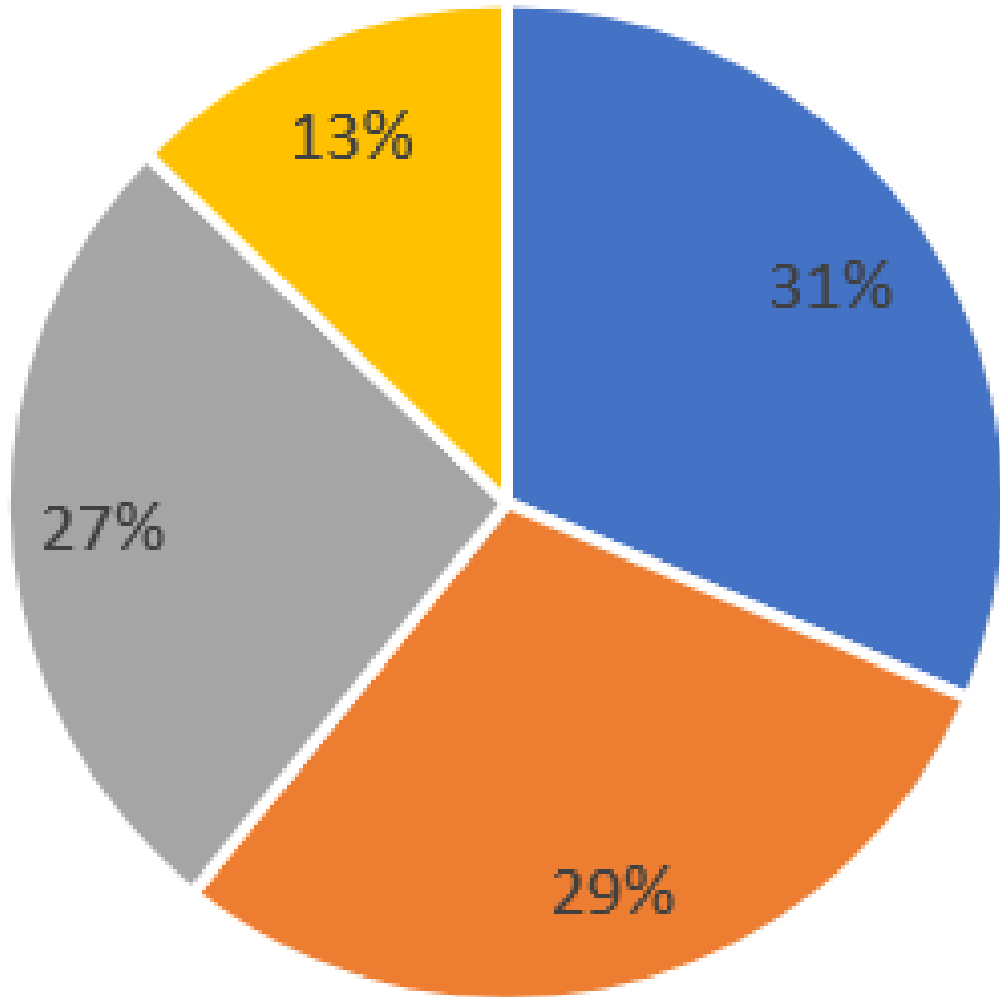
In **General Election**
Person with majority elected



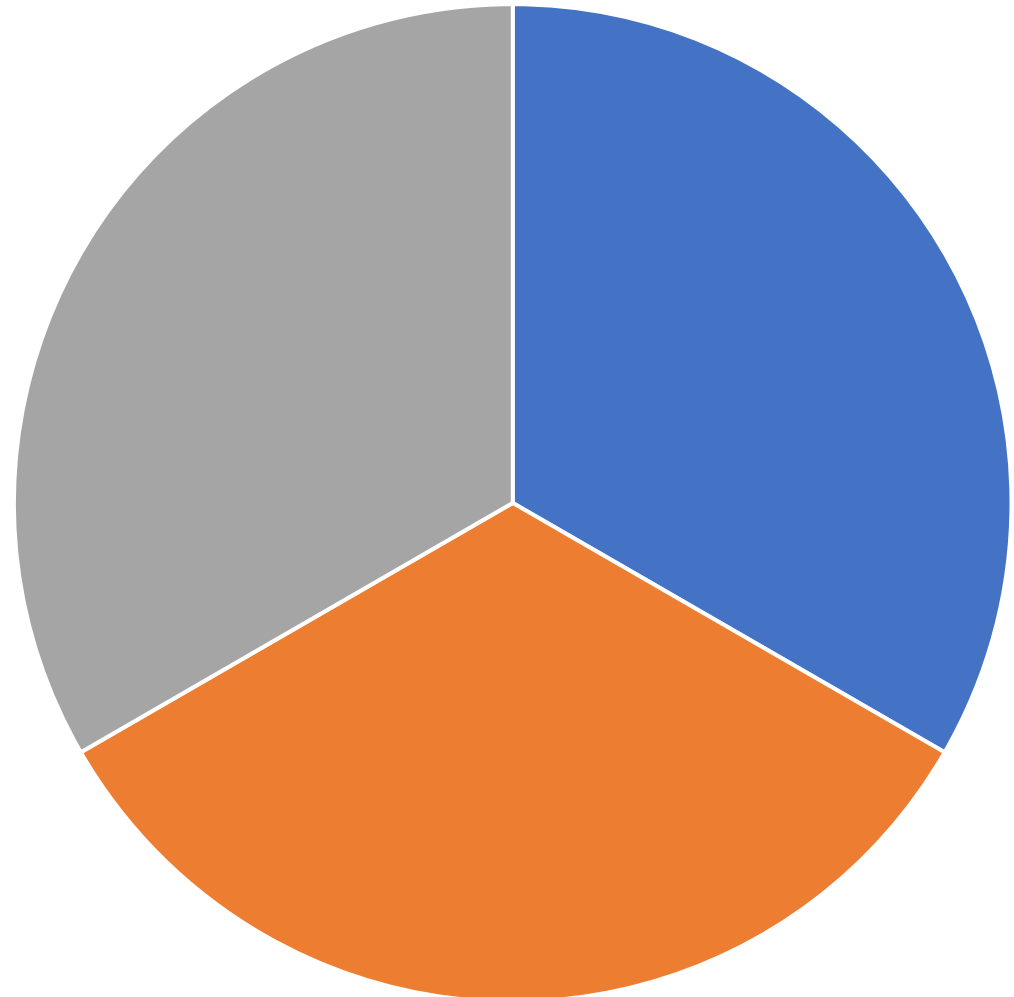
51% of the people have a strong representation

Multi-Member Proportional Representation w/ RCV – ONE Election

Candidate vote distribution



3 People Elected per District



87% of the people will have a strong representation

In Short...

Current system = likelihood of ONLY dominant group winning a seat
= REPRESENTATION FOR THE DOMINANT GROUP

Multi-members/PR districts = likelihood of dominant group
winning a seat PLUS two other less dominant groups =
MORE REPRESENTATION FOR MORE PEOPLE

Oregonian Editorial is Wrong!

“Opens the door for fringe candidates...The three opportunities per district also makes it much harder for voters to get rid of an incumbent that the majority of voters in the district find unsupportable.”

The Oregonian seems to feel that any official who doesn't get elected only by a MAJORITY, is not legitimate. But, majority representation is not as democratic as Proportional Representation.

Multi-members/PR districts = likelihood of dominant group winning a seat PLUS two other less dominant groups =
MORE REPRESENTATION FOR MORE PEOPLE



Additional Information

History of Proportional Representation in the U.S.

“In the first decades of the 20th century, the Proportional Representation League lobbied for cities to adopt the single transferable vote (STV) system.

Two dozen cities eventually adopted STV, including New York City from 1936 to 1947, but by 1962, all but one had repealed it, in part due to fears that STV empowered “undesirable” racial and political minorities”

Why did only Cambridge keep this system?

It “universally came under attack from the politicians and parties who lost power and privileges... In Cincinnati, race was the dominant theme in the successful 1957 repeal effort....

While the repeal of proportional representation in these American cities is taken by opponents as evidence that this voting system failed, proponents argue that it is more accurate to conclude that this system was rejected because it worked too well. ”

Costs

The cost is very low and will require no new taxes. At most, the ongoing costs will be 0.14% of the City of Portland's total annual budget.

One-time cost estimates of this transition are approximately \$4.0M to \$5.9M per year, or between 0.6% and 1.0% of Fiscal Year 2022-2023 discretionary resources, during the assumed three-year transition period

The annual ongoing costs of the proposed reforms are estimated between \$1M to \$8.5M annually, which equates to between 0.15% and 1% of the city's General Fund discretionary resources. Discretionary funds are approximately 10% of the overall total city budget.. no need for increased taxes

Savings

Consolidating bureau operations under a single City Administrator will yield cost savings from more efficient and coordinated government services.

Ranked choice voting eliminates the local primary election, thereby saving money at the County elections offices and City of Portland's public campaign financing program.

Oregonian Editorial is Wrong about Influence of “Exhausted” Ballots!

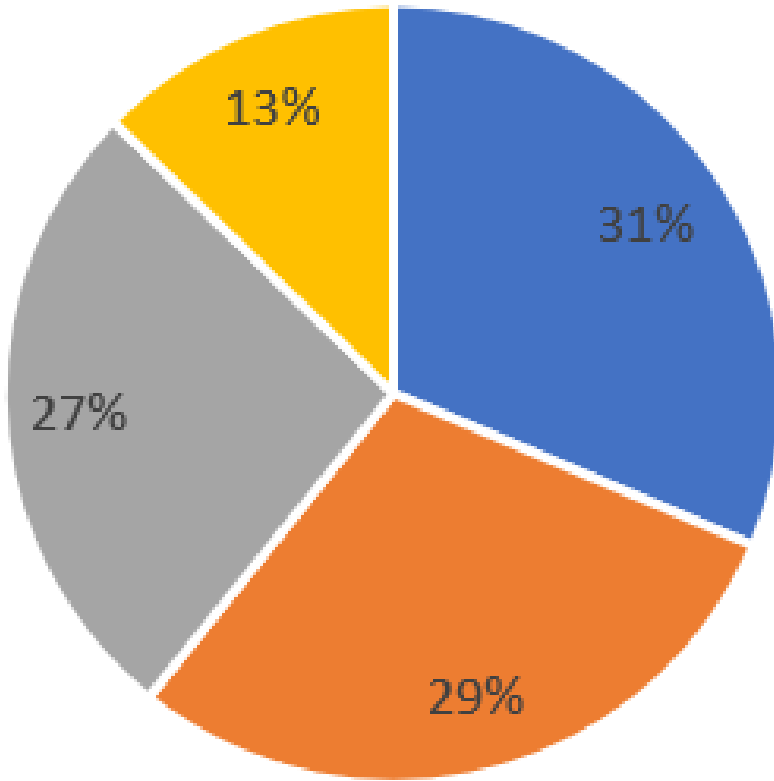
In Multnomah County:

Primary Election turnout 2018 = 31%

General Election turnout 2018 = 72%

Primary Election turnout 2020 = 52%







General Election turnout 2020 = 82%









Primary 2022 = 37%

Increase in voters/voting by eliminating the Primary and just having a General Election with RCV-PR is FAR greater than the potential loss of votes from exhausted ballots!

Pro- Portland United for Change - Top Contributors

▲ Tran ID	▲ Tran Date	▲ Status	▲ Filer/Committee	▲ Contributor/Payee	▲ Sub Type	▼ Amount
4267464 	08/04/2022	Original	Portland United for Change	Oregon Ranked Choice Voting Advocates	Cash Contribution	\$50,000.00
4315724 	09/30/2022	Original	Portland United for Change	Coalition of Communitires of Color	Cash Contribution	\$50,000.00
4305415 	09/14/2022	Original	Portland United for Change	Powers Interactive	Cash Expenditure	\$43,000.00
4305380 	09/26/2022	Original	Portland United for Change	Northwest Health Foundation	Cash Contribution	\$40,000.00
4267450 	08/18/2022	Original	Portland United for Change	Buliding Power for Communities of Color	Cash Contribution	\$25,000.00
4267458 	08/02/2022	Original	Portland United for Change	FairVote Action **	Cash Contribution	\$25,000.00
4267462 	08/04/2022	Original	Portland United for Change	James Kelly	Cash Contribution	\$20,000.00

Con - Partnership for Common Sense Government – Top Contributors

▲ Tran ID	▲ Tran Date	▲ Status	▲ Filer/Committee	▲ Contributor/Payee	▲ Sub Type	▼ Amount
4259818 	08/29/2022	Original	Partnership for Common Sense Government	Schnitzer Properties	Cash Contribution	\$10,000.00
4273776 	09/09/2022	Original	Partnership for Common Sense Government	WJR LLC	Cash Contribution	\$10,000.00
4302347 	09/26/2022	Original	Partnership for Common Sense Government	Timothy Boyle	Cash Contribution	\$10,000.00
4273756 	09/06/2022	Original	Partnership for Common Sense Government	Leslie Hammond	Cash Contribution	\$5,000.00
4259810 	08/18/2022	Original	Partnership for Common Sense Government	Robert Walsh	Cash Contribution	\$2,500.00
4259820 	08/29/2022	Original	Partnership for Common Sense Government	Daniel Deutsch	Cash Contribution	\$2,500.00

Resource List Measure 26-288

City of Portland Charter Review website

<https://www.portland.gov/omf/charter-review-commission/proposedballotmeasure>

Portlanders United for Change <https://portlandunitedforchange.com/>

Portland United for Change FAQ <https://portlandunitedforchange.com/faq>

Ranked-Choice Voting with Multi-Member Districts <https://www.youtube.com/watch?v=INxwMdl8OWw>

Ranked Choice Voting Elections Benefit Candidates and Voters Of Color

https://fairvote.org/report/report_rcv_benefits_candidates_and_voters_of_color/

Coalition of Communities of Color Charter Amendment Page

https://www.coalitioncommunitiescolor.org/charter-review?mc_cid=db28ce0ef3&mc_eid=7e3ad06a26

League of Women Voters of Portland, Forum on Charter Review - Video

<https://www.youtube.com/watch?v=Td3X2VA4LW4>

Ranked Choice Oregon Recommends Vote YES for Portland's Charter Amendment

<https://www.rankedchoiceoregon.org/>

CAMBRIDGE, MASSACHUSETTS ELECTIONS A MODEL FOR AMERICA. November 01, 2013

<https://fairvote.org/cambridge-massachusetts-elections-a-model-for-america/>

Northstar Civic - Charter Measure Info. <https://www.pdxcharterfacts.com/>

On RCV STV <https://www.pdxcharterfacts.com/proportional-representation>

Ranked choice, multimember districts blunts gerrymandering. Fleischman. Cornell U. report. 2021.

<https://news.cornell.edu/stories/2021/09/ranked-choice-multimember-districts-blunts-gerrymandering>

These slides are available as hotlinks on my website at

<https://www.civickinker.info/community-activities> Measure 26-288 Presentation-Cohen