

FY'20 Quality Management Update



PRESENTED BY
THE NEWARK EMA GRANTEE
MAY 14, 2021

Quality and Management



- **Quality** is the degree to which a health or social service meets or exceeds established professional standards and customer/user expectations.
- The NEMA **Quality Management Program** is a systematic process with identified leadership, accountability, and dedicated resources which also include a strategy to use data and measurable outcomes to determine progress towards relevant, evidence-based benchmarks.

QM Planning



- The Newark EMA's **Quality Management Plan** is outlines the scope of the HIV Quality Management Program, including a clear indication of responsibilities and accountability, performance measurement strategies and goals, and elaboration of processes for ongoing evaluation and assessment of the Program.
- The Newark EMA CQM Plan expires on February 28, 2022.

NEMA QM Components



- Newark EMA QM Plan
- Newark EMA QM Committee
- CHAMP Client Level Database
- In-depth Chart Reviews
- Technical Assistance & training of physicians/ medical providers & medical case managers in standards of care
- Continuous Quality Improvement (CQI)

Clinical Chart Reviews



- Charts are selected randomly at each medical care site based on the total number of eligible, active cases during the review period and the sample size calculation guidelines from the NY State Department of Health AIDS Institute.
- Eligible cases are defined as HIV clients (≥ 18 yrs of age) receiving outpatient ambulatory healthcare services funded by Part A funds.
- Over-sampling of female clients (67%) to assess adherence to GYN primary care standards.

Reporting Period



- The Newark EMA Clinical Chart Review results is based on FY2020 program data from seven Primary Care Programs and eight medical case management sites, for a total of 414 charts.
- The CHAMP Outcomes data for Cycle 75 is based on the reporting period of March 1, 2020 through February 28, 2021.

Chart Review vs CHAMP Performance



Core Measures	Chart Review -	CHAMP -
GAP in Medical Visits	10.01%	17.42%
ARV	97.00%	99.22%
VL Suppression	92.30%	88.39%
PCP Prophylaxis (not an H4C Measure)	100%	92.34%

* Red highlights signify measures with a 10% or more difference

Chart Review vs CHAMP Performance cont'd



Measures (All Ages)	Chart Review -	CHAMP -
CD4 T-Cell Count (2 visits)	93.50%	60.15%
VL Monitoring	94.40%	98.06%
TB Screening	86.90%	85.49%
Influenza Vaccine	60.70%	34.51%
Lipid Screening	89.20%	53.79%

* Red highlights signify measures with a 10% or more difference

Chart Review vs CHAMP Performance cont'd



Adolescent/Adult Measures	Chart Review	CHAMP
Hepatitis B Screening	90.80%	92.55%
Hepatitis C Screening	98.80%	95.96%
Pneumococcal Vaccine	90.80%	75.51%
Risk Reduction	97.00%	93.90%
STD Screening		
Syphilis	85.50%	58.32%
Chlamydia	83.10%	60.45%
Gonorrhea	83.10%	64.41%
Oral Health Screening	45.00%	12.97%
Cervical Screening	56.70%	58.84%
Mental Health Screening	100%	57.79%
Sub. Abuse Screening	91.10%	60.06%

* Red highlights signify measures with a 10% or more difference

CHAMP CYCLE COMPARISON CYCLE 69/75



Outcome	Cycle 69 Percentage (3/1/2019 – 2/28/2020)	Cycle 75 Percentage (3/1/2020 – 2/28/2021)	NEMA Goal
HAB Core Measure			
GAP IN MEDICAL VISITS	14.18%	17.42%	14%
PRESCRIBED ARV	98.93%	99.22%	99%
PCP PROPHYLAXIS	92.34%	92.34%	93%
VIRAL LOAD SUPPRESSION	86.45%	88.39%	88%
Adolescent/Adult HAB Measures			
Oral Health	20.98%	12.97%	20%
Cervical Cancer (Pap)	67.11%	58.84%	70%

CHAMP CYCLE COMPARISON CYCLE 69/75



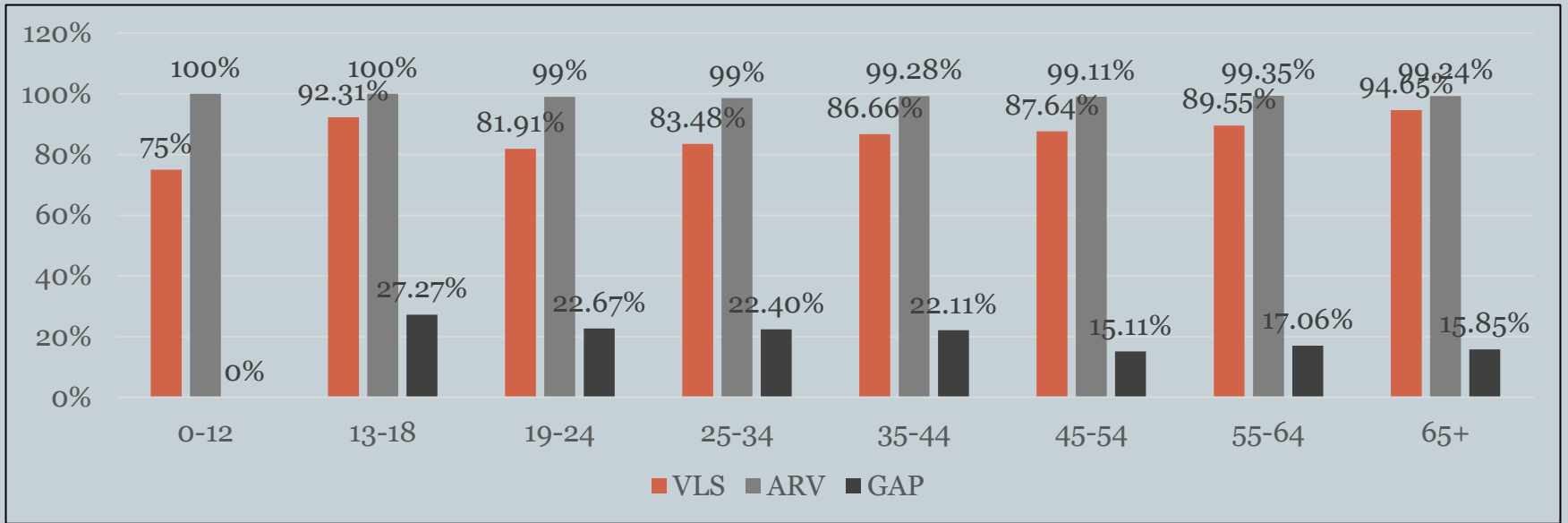
Outcome	Cycle 69 Percentage (3/1/2019 – 2/28/2020)	Cycle 75 Percentage (3/2/2020 – 2/25/2021)	NEMA Goal
Medical Case Management			
MCM Care Plan	50.68%	51.36%	55%
MCM Gap in Med. Visits	12.31%	8.53%	11%
EMA Specific			
Durable Viral Suppression (1-Year)	75.62%	81.97%	77%
Durable Viral Suppression (2-Year)	63.37%	68.36%	65%
HHS Universal Measures			
Late HIV Diagnosis	21.40%	27.40%	20%
Linkage to Care	60.48%	66.67%	70%

HIV Care Continuum

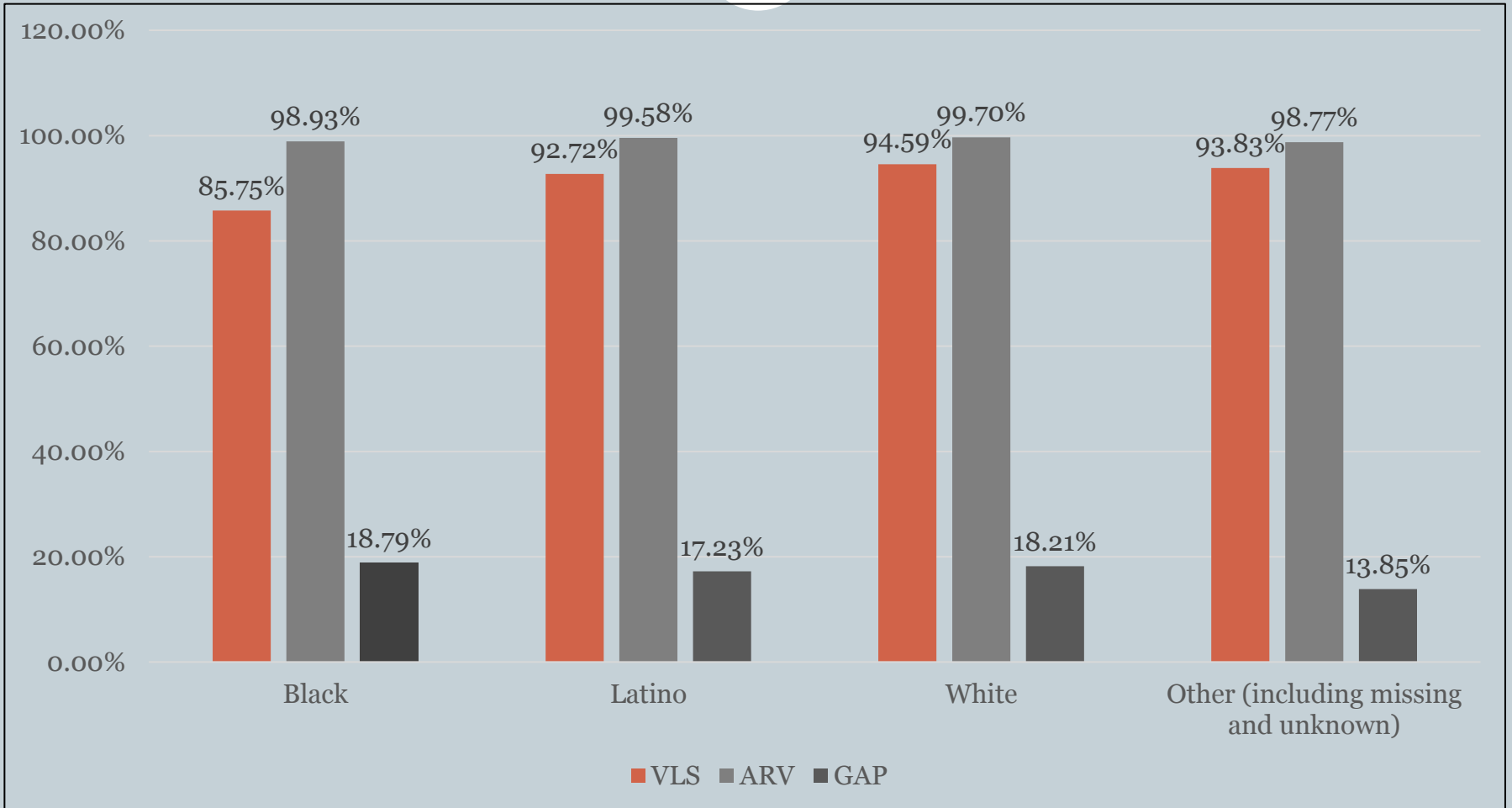


- **“H4C” - HIV Care Continuum Cross Part Collaborative 2014.** In 2014 the New Jersey Ryan White Programs were invited by HRSA HAB to participate in another Cross Part Collaborative Project.
- **“H4C”** which stands for HIV Care Continuum Cross Part Collaborative. While the mandatory participation ended in 2016, we have continued to participate in New Jersey’s H4C committee.

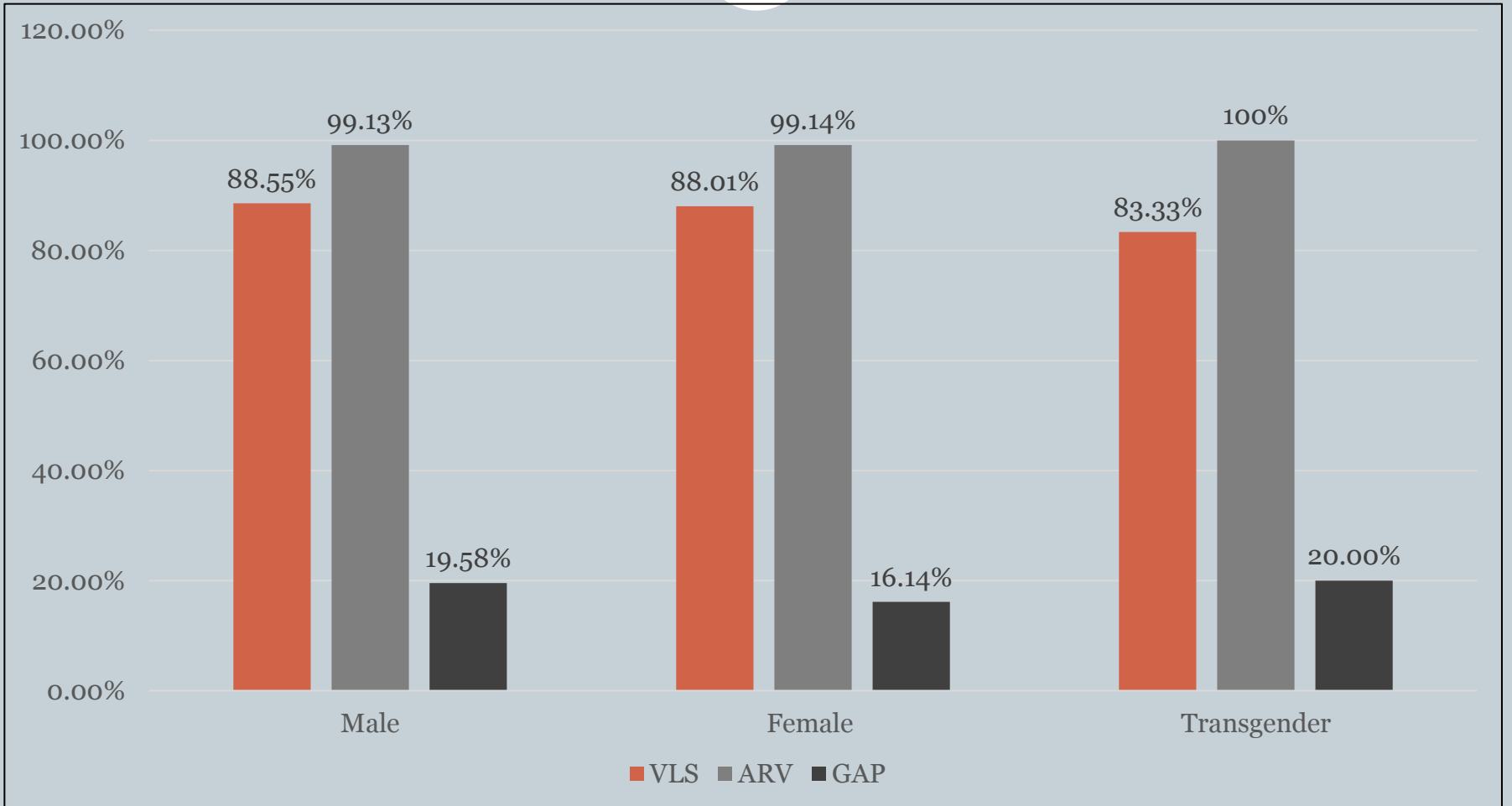
CY20 - Age



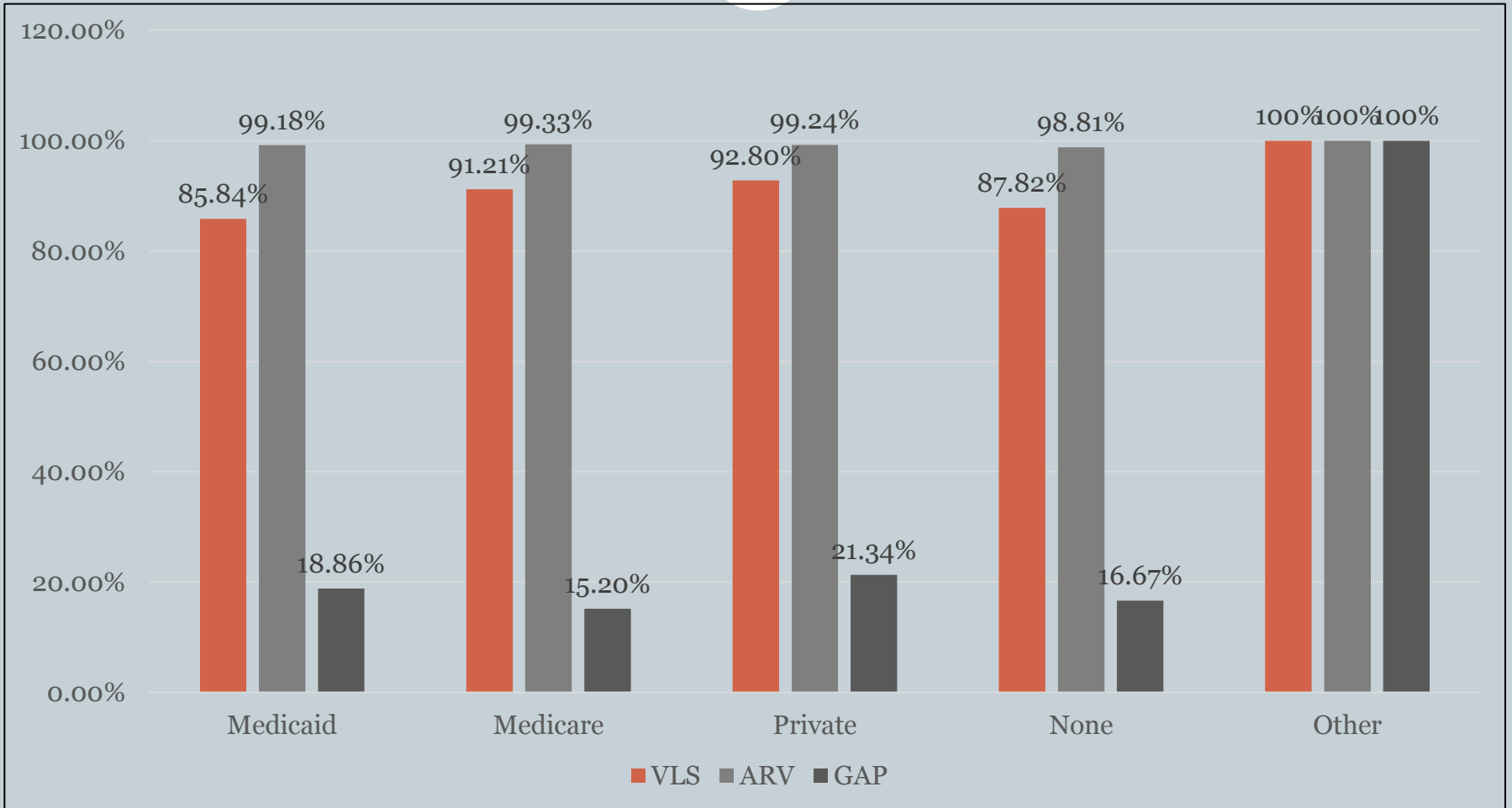
CY20 – Race/Ethnicity



CY20 - Gender



CY20 – Insurance Status



Discussion



- ✦ Updating CHAMP
- ✦ Client coaching
- ✦ Better staff training
- ✦ Teaching the importance of viral load suppression

An illustration showing two hands holding a banner. The hands are wearing dark suit sleeves with white cuffs. The banner is orange and has the words "THANK YOU" written in large, white, bold, sans-serif capital letters. The background is a solid light blue color.

**THANK
YOU**