



# Supported Employment

All AMH Supported Employment Providers

FY20 Quarter 4

## The SE Census Count on Last Day of the Month

(Item A.5. on the Monthly AMH Supported Employment Programmatic Report.)

See Chart 1

	Apr-20	May-20	Jun-20
<b>Total</b>	<b>2619</b>	<b>2652</b>	
Advantage Behavioral Health Systems	100	103	
Albany Area CSB	40	40	
AmericanWork, Inc. (Region 2)	146	146	
AmericanWork, Inc. (Region 4)	228	228	
AmericanWork, Inc. (Region 5)	125	125	
AmericanWork, Inc. (Region 6)	118	118	
Avita Community Partners	112	104	
Behavioral Health Services of South GA	82	73	
Briggs & Associates, Inc. (Region 1)	119	120	
Briggs & Associates, Inc. (Region 3)	128	135	
Briggs & Associates, Inc. (Region 6)	89	89	
Cobb County Community Services Board	100	103	
Community Friendship, Inc.	104	106	
DeKalb Community Service Board	148	148	
Douglas County Community Services Board	29	36	
G & B Works, Inc.	19	20	
Gateway Behavioral Health Services	187	178	
Highland Rivers CSB	139	146	
Lookout Mountain Community Services	34	38	
McIntosh Trail Community Service Board	90	90	
New Horizons Community Service Board	52	53	
Oconee Community Service Board	54	54	
Pathways Center for Behavioral and Developmental Growth	56	57	
Pineland MH/DD/AD Services	40	39	
River Edge BHS	121	120	
Serenity BHS	69	72	
Unison Behavioral Health	29	29	
View Point Health	61	82	

\* No Report on file for provider or Programmatic Report left this section blank.

## Year-To-Date Number of ADA Consumers Served

(Item A.6. on the Monthly AMH Supported Employment Programmatic Report.)

See Chart 2

	Apr-20	May-20	Jun-20
<b>Total</b>	<b>1226</b>	<b>1268</b>	
Advantage Behavioral Health Systems	34	34	
Albany Area CSB	0	0	
AmericanWork, Inc. (Region 2)	160	164	
AmericanWork, Inc. (Region 4)	15	15	
AmericanWork, Inc. (Region 5)	95	95	
AmericanWork, Inc. (Region 6)	49	49	
Avita Community Partners	37	38	
Behavioral Health Services of South GA	38	38	
Briggs & Associates, Inc. (Region 1)	32	33	
Briggs & Associates, Inc. (Region 3)	40	40	
Briggs & Associates, Inc. (Region 6)	44	45	
Cobb County Community Services Board	72	81	
Community Friendship, Inc.	44	45	
DeKalb Community Service Board	38	39	
Douglas County Community Services Board	0	0	
G & B Works, Inc.	39	40	
Gateway Behavioral Health Services	0	0	
Highland Rivers CSB	93	93	
Lookout Mountain Community Services	52	56	
McIntosh Trail Community Service Board	7	7	
New Horizons Community Service Board	13	13	
Oconee Community Service Board	25	25	
Pathways Center for Behavioral and Developmental Growth	15	16	
Pineland MH/DD/AD Services	37	40	
River Edge BHS	62	63	
Serenity BHS	94	97	
Unison Behavioral Health	3	3	
View Point Health	88	99	

\* No Report on file for provider or Programmatic Report left this section blank.

# Monthly Rate of Employment

\*Note: As of 7/1/14, this measure is a Key Performance Indicator.

(Item D.13. on the Monthly AMH Supported Employment Programmatic Report.)

TARGET: 43% or greater

See Chart 3

Formula: 
$$\frac{\# \text{ competitively employed at end of month} + \# \text{ competitively employed at discharge that month}}{\# \text{ served that month}}$$

	Apr-20	May-20	Jun-20
<b>Total</b>	<b>42.0%</b>	<b>42.2%</b>	
Advantage Behavioral Health Systems	37.4%	36.6%	
Albany Area CSB	40.0%	47.6%	
AmericanWork, Inc. (Region 2)	45.9%	45.9%	
AmericanWork, Inc. (Region 4)	53.2%	55.3%	
AmericanWork, Inc. (Region 5)	40.8%	34.4%	
AmericanWork, Inc. (Region 6)	30.6%	32.2%	
Avita Community Partners	34.7%	35.0%	
Behavioral Health Services of South GA	27.9%	24.4%	
Briggs & Associates, Inc. (Region 1)	62.8%	62.3%	
Briggs & Associates, Inc. (Region 3)	69.9%	65.4%	
Briggs & Associates, Inc. (Region 6)	80.9%	77.8%	
Cobb County Community Services Board	55.4%	53.9%	
Community Friendship, Inc.	61.5%	57.0%	
DeKalb Community Service Board	33.5%	35.2%	
Douglas County Community Services Board	44.8%	50.0%	
G & B Works, Inc.	38.1%	55.0%	
Gateway Behavioral Health Services	25.3%	25.4%	
Highland Rivers CSB	28.0%	36.8%	
Lookout Mountain Community Services	18.4%	28.2%	
McIntosh Trail Community Service Board	29.3%	31.3%	
New Horizons Community Service Board	46.2%	45.3%	
Oconee Community Service Board	40.7%	38.9%	
Pathways Center for Behavioral and Developmental Growth	46.6%	45.8%	
Pineland MH/DD/AD Services	69.0%	29.8%	
River Edge BHS	31.1%	35.5%	
Serenity BHS	20.3%	25.0%	
Unison Behavioral Health	41.4%	41.4%	
View Point Health	20.0%	21.1%	

\* No Report on file for provider or Programmatic Report left this section blank.

# Percent of Consumers Employed at Time of Discharge

\*Note: This measure is reported to the Governor's Office of Planning & Budget for Zero Based Budget analysis.

(Items A.3. & A.3.a. on the Monthly AMH Supported Employment Programmatic Report.)

See Chart 4

Formula: 
$$\frac{\text{\# competitively employed at discharge that month}}{\text{\# discharged that month}}$$

		Apr-20	May-20	Jun-20	Q4 Total
<b>Total</b>	# of D/Cs	<b>148</b>	<b>130</b>		
	% Employed at D/C	<b>18%</b>	<b>16%</b>		
0	# of D/Cs	7	9		
	% Employed at D/C	29%	22%		
Advantage Behavioral Health Systems	# of D/Cs	0	2		
	% Employed at D/C	ND**	50%		
Albany Area CSB	# of D/Cs	13	11		
	% Employed at D/C	31%	18%		
AmericanWork, Inc. (Region 2)	# of D/Cs	7	9		
	% Employed at D/C	14%	11%		
AmericanWork, Inc. (Region 4)	# of D/Cs	0	0		
	% Employed at D/C	ND**	ND**		
AmericanWork, Inc. (Region 5)	# of D/Cs	3	0		
	% Employed at D/C	0%	ND**		
AmericanWork, Inc. (Region 6)	# of D/Cs	6	16		
	% Employed at D/C	33%	38%		
Avita Community Partners	# of D/Cs	4	9		
	% Employed at D/C	25%	11%		
Behavioral Health Services of South GA	# of D/Cs	2	2		
	% Employed at D/C	100%	100%		
Briggs & Associates, Inc. (Region 1)	# of D/Cs	5	1		
	% Employed at D/C	20%	0%		
Briggs & Associates, Inc. (Region 3)	# of D/Cs	0	1		
	% Employed at D/C	ND**	0%		
Briggs & Associates, Inc. (Region 6)	# of D/Cs	12	12		
	% Employed at D/C	17%	8%		
Cobb County Community Services Board	# of D/Cs	0	1		
	% Employed at D/C	ND**	0%		
Community Friendship, Inc.	# of D/Cs	10	11		
	% Employed at D/C	20%	0%		



## Providers Meeting 20:1 and under Consumer to Staff Ratio

(Item B. on the Monthly AMH Supported Employment Programmatic Report.)

\*Note: As of 7/1/14, this Key Performance Indicator was changed to Providers Meeting 20:1 and under.

Target: 85%

See Chart 5

	Apr-20	May-20	Jun-20
<b>Total Number and Percentage of Providers under 20:1 Ratio</b>	<b>23</b>	<b>20</b>	
	<b>82.1%</b>	<b>71.4%</b>	
Advantage Behavioral Health Systems	20 to 1	21 to 1	
Albany Area CSB	20 to 1	20 to 1	
AmericanWork, Inc. (Region 2)	19 to 1	19 to 1	
AmericanWork, Inc. (Region 4)	19 to 1	19 to 1	
AmericanWork, Inc. (Region 5)	18 to 1	18 to 1	
AmericanWork, Inc. (Region 6)	20 to 1	20 to 1	
Avita Community Partners	20 to 1	17 to 1	
Behavioral Health Services of South GA	21 to 1	18 to 1	
Briggs & Associates, Inc. (Region 1)	16 to 1	16 to 1	
Briggs & Associates, Inc. (Region 3)	9 to 1	10 to 1	
Briggs & Associates, Inc. (Region 6)	10 to 1	10 to 1	
Cobb County Community Services Board	20 to 1	21 to 1	
Community Friendship, Inc.	17 to 1	18 to 1	
DeKalb Community Service Board	20 to 1	20 to 1	
Douglas County Community Services Board	15 to 1	18 to 1	
G & B Works, Inc.	19 to 1	20 to 1	
Gateway Behavioral Health Services	27 to 1	25 to 1	
Highland Rivers CSB	23 to 1	24 to 1	
Lookout Mountain Community Services	23 to 1	25 to 1	
McIntosh Trail Community Service Board	20 to 1	20 to 1	
New Horizons Community Service Board	26 to 1	27 to 1	
Oconee Community Service Board	18 to 1	18 to 1	
Pathways Center for Behavioral and Developmental Growth	19 to 1	29 to 1	
Pineland MH/DD/AD Services	20 to 1	20 to 1	
River Edge BHS	17 to 1	17 to 1	
Serenity BHS	17 to 1	18 to 1	
Unison Behavioral Health	15 to 1	15 to 1	
View Point Health	15 to 1	21 to 1	

\* No Report on file for provider, Programmatic Report left this section blank, or inaccurate data entered.

## Number of ADA Consumers who Started SE Services in FY20 Q4 and had First Contact with Potential Employer Within 30 Days

Target: 75%

See Chart 6

	# ADA consumers who started SE services in Q4**	# of those consumers with first contact within 30 days	%
<b>Total</b>			
Advantage Behavioral Health Systems			
Albany Area CSB			
AmericanWork, Inc. (Region 2)			
AmericanWork, Inc. (Region 4)			
AmericanWork, Inc. (Region 5)			
AmericanWork, Inc. (Region 6)			
Avita Community Partners			
Behavioral Health Services of South GA			
Briggs & Associates, Inc. (Region 1)			
Briggs & Associates, Inc. (Region 3)			
Briggs & Associates, Inc. (Region 6)			
Cobb County Community Services Board			
Community Friendship, Inc.			
DeKalb Community Service Board			
Douglas County Community Services Board			
G & B Works, Inc.			
Gateway Behavioral Health Services			
Highland Rivers CSB			
Lookout Mountain Community Services			
McIntosh Trail Community Service Board			
New Horizons Community Service Board			
Oconee Community Service Board			
Pathways Center for Behavioral and Developmental Growth			
Pineland MH/DD/AD Services			
River Edge BHS			
Serenity BHS			
Unison Behavioral Health			
View Point Health			

\* No Report on file for provider or Programmatic Report left this section blank.

\*\* Per the Census Report

Chart 1

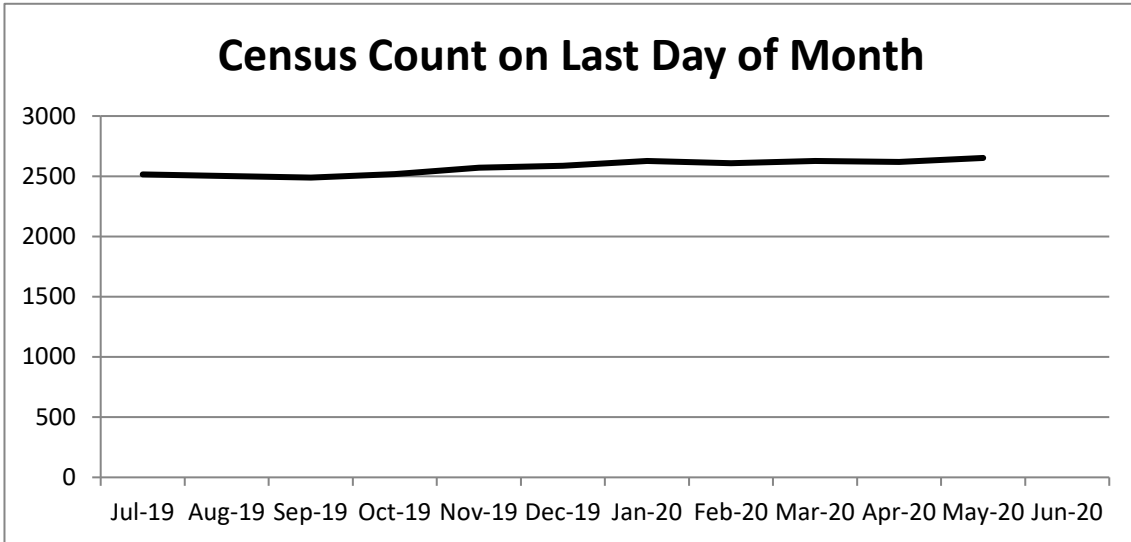


Chart 2

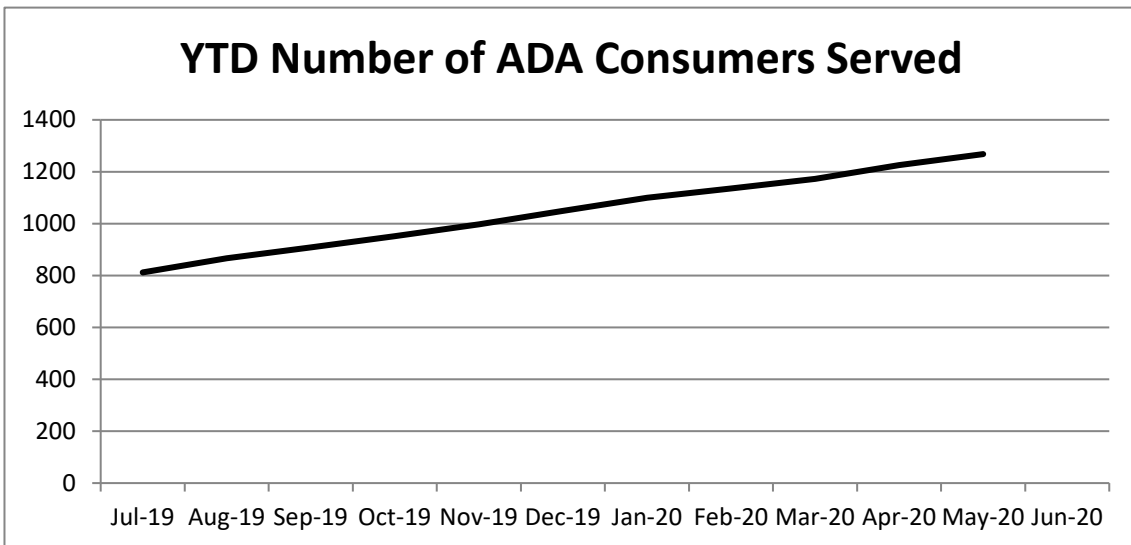


Chart 3

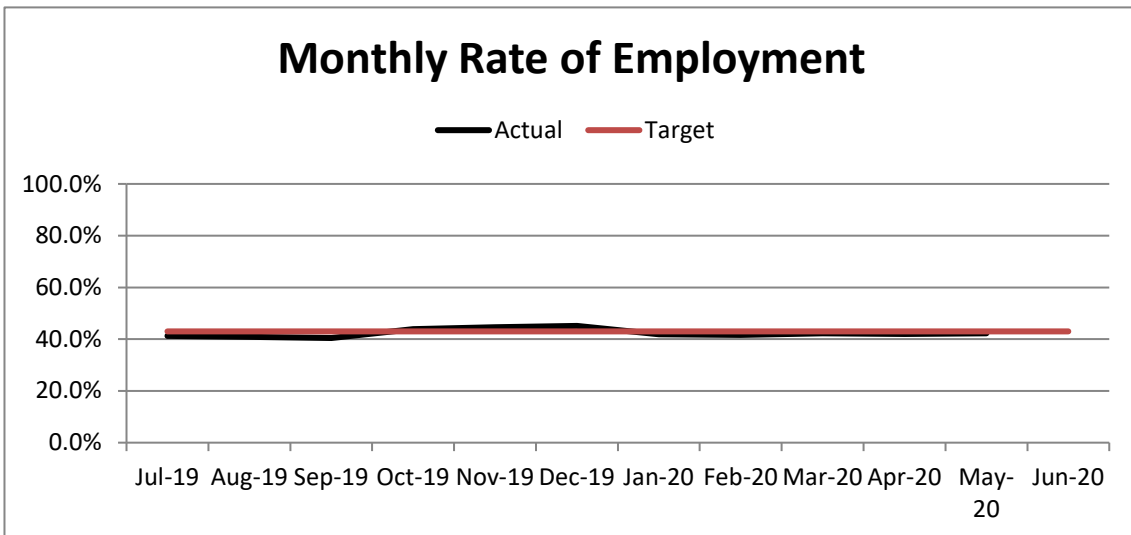




Chart 4

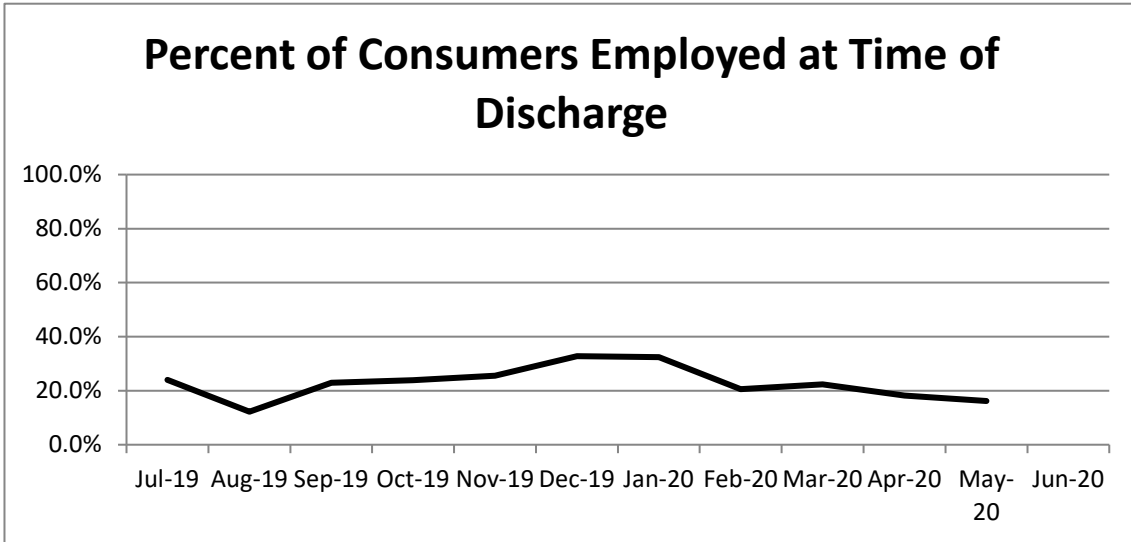


Chart 5

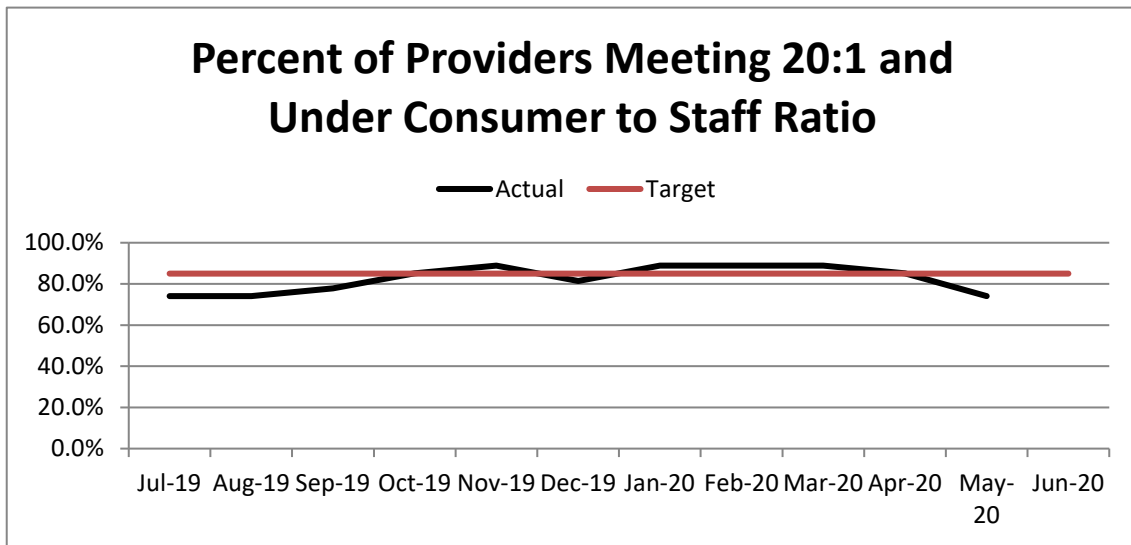


Chart 6

